

Consulting and Technical Services Plus (CATS+)
Labor Rates

ORIGINAL

Attachment F-A1- Labor Rate Schedule													
Record the fully loaded, all inclusive hourly labor rates chargeable during each contract year for the labor categories delineated and defined in Section 2.10 of the RFP													
#	LABOR CATEGORY	HOURLY LABOR RATES CONTRACT YEAR*											
		Year 1	Year 2	Year 3	Year 4	Year 5	Year 6	Year 7	Year 8	Year 9	Year 10	Year 11	Year 12
		Offeror Price	Offeror Price	Offeror Price	Offeror Price	Offeror Price	Offeror Price	Offeror Price	Offeror Price	Offeror Price	Offeror Price	Offeror Price	Offeror Price
66	Accountant, Cost (Senior)	\$ 208.00	\$ 218.40	\$ 229.32	\$ 240.79	\$ 252.83	\$ 265.47	\$ 278.74	\$ 292.68	\$ 307.31	\$ 322.68	\$ 338.81	\$ 355.75
47	Administrator, Systems	\$ 160.00	\$ 168.00	\$ 176.40	\$ 185.22	\$ 194.48	\$ 204.20	\$ 214.41	\$ 225.13	\$ 236.39	\$ 248.21	\$ 260.62	\$ 273.65
5	Analyst, Computer Software/Integration (Senior)	\$ 242.00	\$ 254.10	\$ 266.81	\$ 280.15	\$ 294.16	\$ 308.87	\$ 324.31	\$ 340.53	\$ 357.56	\$ 375.44	\$ 394.21	\$ 413.92
9	Analyst, Computer Systems (Junior)	\$ 145.00	\$ 152.25	\$ 159.86	\$ 167.85	\$ 176.24	\$ 185.05	\$ 194.30	\$ 204.02	\$ 214.22	\$ 224.93	\$ 236.18	\$ 247.99
8	Analyst, Computer Systems (Senior)	\$ 242.00	\$ 254.10	\$ 266.81	\$ 280.15	\$ 294.16	\$ 308.87	\$ 324.31	\$ 340.53	\$ 357.56	\$ 375.44	\$ 394.21	\$ 413.92
68	Analyst, Financial	\$ 172.00	\$ 180.60	\$ 189.63	\$ 199.11	\$ 209.07	\$ 219.52	\$ 230.50	\$ 242.03	\$ 254.13	\$ 266.84	\$ 280.18	\$ 294.19
67	Analyst, Financial (Senior)	\$ 208.00	\$ 218.40	\$ 229.32	\$ 240.79	\$ 252.83	\$ 265.47	\$ 278.74	\$ 292.68	\$ 307.31	\$ 322.68	\$ 338.81	\$ 355.75
54	Analyst, Research	\$ 115.00	\$ 120.75	\$ 126.79	\$ 133.13	\$ 139.79	\$ 146.78	\$ 154.12	\$ 161.83	\$ 169.92	\$ 178.42	\$ 187.34	\$ 196.71
37	Analyst, Systems (Senior)	\$ 242.00	\$ 254.10	\$ 266.81	\$ 280.15	\$ 294.16	\$ 308.87	\$ 324.31	\$ 340.53	\$ 357.56	\$ 375.44	\$ 394.21	\$ 413.92
17	Application Developer, Advanced Technology	\$ 175.00	\$ 183.75	\$ 192.94	\$ 202.59	\$ 212.72	\$ 223.36	\$ 234.53	\$ 246.26	\$ 258.57	\$ 271.50	\$ 285.08	\$ 299.33
16	Application Developer, Advanced Technology (Senior)	\$ 242.00	\$ 254.10	\$ 266.81	\$ 280.15	\$ 294.16	\$ 308.87	\$ 324.31	\$ 340.53	\$ 357.56	\$ 375.44	\$ 394.21	\$ 413.92
11	Applications Development Expert	\$ 242.00	\$ 254.10	\$ 266.81	\$ 280.15	\$ 294.16	\$ 308.87	\$ 324.31	\$ 340.53	\$ 357.56	\$ 375.44	\$ 394.21	\$ 413.92
10	Applications Programmer	\$ 210.00	\$ 220.50	\$ 231.53	\$ 243.11	\$ 255.27	\$ 268.03	\$ 281.43	\$ 295.50	\$ 310.28	\$ 325.79	\$ 342.08	\$ 359.18
92	Archeologist /Historic Preservation Specialist	\$ 150.00	\$ 157.50	\$ 165.38	\$ 173.65	\$ 182.33	\$ 191.45	\$ 201.02	\$ 211.07	\$ 221.62	\$ 232.70	\$ 244.34	\$ 256.56
40	Architect, Application (Senior)	\$ 285.00	\$ 299.25	\$ 314.21	\$ 329.92	\$ 346.42	\$ 363.74	\$ 381.93	\$ 401.03	\$ 421.08	\$ 442.13	\$ 464.24	\$ 487.45
38	Architect, Information Technology (Senior)	\$ 285.00	\$ 299.25	\$ 314.21	\$ 329.92	\$ 346.42	\$ 363.74	\$ 381.93	\$ 401.03	\$ 421.08	\$ 442.13	\$ 464.24	\$ 487.45
61	Architect, Internet/Web	\$ 225.00	\$ 236.25	\$ 248.06	\$ 260.46	\$ 273.48	\$ 287.15	\$ 301.51	\$ 316.59	\$ 332.42	\$ 349.04	\$ 366.49	\$ 384.81
63	Architect, Systems (Senior)	\$ 185.00	\$ 194.25	\$ 203.96	\$ 214.16	\$ 224.87	\$ 236.11	\$ 247.92	\$ 260.32	\$ 273.34	\$ 287.01	\$ 301.36	\$ 316.43
64	Architect, Systems Design	\$ 260.00	\$ 273.00	\$ 286.65	\$ 300.98	\$ 316.03	\$ 331.83	\$ 348.42	\$ 365.84	\$ 384.13	\$ 403.34	\$ 423.51	\$ 444.69
93	Architectural Historian	\$ 140.00	\$ 147.00	\$ 154.35	\$ 162.07	\$ 170.17	\$ 178.68	\$ 187.61	\$ 196.99	\$ 206.84	\$ 217.18	\$ 228.04	\$ 239.44
110	Audit Manager	\$ 195.00	\$ 204.75	\$ 214.99	\$ 225.74	\$ 237.03	\$ 248.88	\$ 261.32	\$ 274.39	\$ 288.11	\$ 302.52	\$ 317.65	\$ 333.53
111	Audit Supervisor	\$ 150.00	\$ 157.50	\$ 165.38	\$ 173.65	\$ 182.33	\$ 191.45	\$ 201.02	\$ 211.07	\$ 221.62	\$ 232.70	\$ 244.34	\$ 256.56
69	Auditor, IT (Senior)	\$ 225.00	\$ 236.25	\$ 248.06	\$ 260.46	\$ 273.48	\$ 287.15	\$ 301.51	\$ 316.59	\$ 332.42	\$ 349.04	\$ 366.49	\$ 384.81
112	Auditor, Lead	\$ 225.00	\$ 236.25	\$ 248.06	\$ 260.46	\$ 273.48	\$ 287.15	\$ 301.51	\$ 316.59	\$ 332.42	\$ 349.04	\$ 366.49	\$ 384.81
70	Auditor (Senior)	\$ 140.00	\$ 147.00	\$ 154.35	\$ 162.07	\$ 170.17	\$ 178.68	\$ 187.61	\$ 196.99	\$ 206.84	\$ 217.18	\$ 228.04	\$ 239.44
113	Auditor, Staff	\$ 110.00	\$ 115.50	\$ 121.28	\$ 127.34	\$ 133.71	\$ 140.40	\$ 147.42	\$ 154.79	\$ 162.53	\$ 170.66	\$ 179.19	\$ 188.15
72	Business Process Consultant (Senior)	\$ 170.00	\$ 178.50	\$ 187.43	\$ 196.80	\$ 206.64	\$ 216.97	\$ 227.82	\$ 239.21	\$ 251.17	\$ 263.73	\$ 276.92	\$ 290.77
62	Computer Graphics Illustrator	\$ 125.00	\$ 131.25	\$ 137.81	\$ 144.70	\$ 151.94	\$ 159.54	\$ 167.52	\$ 175.90	\$ 184.70	\$ 193.94	\$ 203.64	\$ 213.82
34	Computer Operations Center Specialist	\$ 190.00	\$ 199.50	\$ 209.48	\$ 219.95	\$ 230.95	\$ 242.50	\$ 254.63	\$ 267.36	\$ 280.73	\$ 294.77	\$ 309.51	\$ 324.99
35	Computer Operations Research Analyst	\$ 140.00	\$ 147.00	\$ 154.35	\$ 162.07	\$ 170.17	\$ 178.68	\$ 187.61	\$ 196.99	\$ 206.84	\$ 217.18	\$ 228.04	\$ 239.44
42	Computer Operator	\$ 120.00	\$ 126.00	\$ 132.30	\$ 138.92	\$ 145.87	\$ 153.16	\$ 160.82	\$ 168.86	\$ 177.30	\$ 186.17	\$ 195.48	\$ 205.25
41	Computer Operator (Senior)	\$ 140.00	\$ 147.00	\$ 154.35	\$ 162.07	\$ 170.17	\$ 178.68	\$ 187.61	\$ 196.99	\$ 206.84	\$ 217.18	\$ 228.04	\$ 239.44
15	Computer Programmer (Junior)	\$ 145.00	\$ 152.25	\$ 159.86	\$ 167.85	\$ 176.24	\$ 185.05	\$ 194.30	\$ 204.02	\$ 214.22	\$ 224.93	\$ 236.18	\$ 247.99

Co. Name: 1SPATAIL INC
 POC: Mike Mathews
 Add: 45945 Center Oak Plz, # 190, Sterling, VA 20166
 OFF # 703-444-9488
 FAX # 703-444-4922



Vice President _____
 TITLE

Consulting and Technical Services Plus (CATS+)
Labor Rates


ORIGINAL

Attachment F-A1- Labor Rate Schedule

Record the fully loaded, all inclusive hourly labor rates chargeable during each contract year for the labor categories delineated and defined in Section 2.10 of the RFP

#	LABOR CATEGORY	HOURLY LABOR RATES CONTRACT YEAR*											
		Year 1	Year 2	Year 3	Year 4	Year 5	Year 6	Year 7	Year 8	Year 9	Year 10	Year 11	Year 12
14	Computer Programmer (Senior)	\$ 242.00	\$ 254.10	\$ 266.81	\$ 280.15	\$ 294.16	\$ 308.87	\$ 324.31	\$ 340.53	\$ 357.56	\$ 375.44	\$ 394.21	\$ 413.92
7	Computer Specialist	\$ 206.00	\$ 216.30	\$ 227.12	\$ 238.48	\$ 250.40	\$ 262.92	\$ 276.07	\$ 289.87	\$ 304.36	\$ 319.58	\$ 335.56	\$ 352.34
6	Computer Specialist (Senior)	\$ 242.00	\$ 254.10	\$ 266.81	\$ 280.15	\$ 294.16	\$ 308.87	\$ 324.31	\$ 340.53	\$ 357.56	\$ 375.44	\$ 394.21	\$ 413.92
13	Computer Systems Programmer	\$ 206.00	\$ 216.30	\$ 227.12	\$ 238.48	\$ 250.40	\$ 262.92	\$ 276.07	\$ 289.87	\$ 304.36	\$ 319.58	\$ 335.56	\$ 352.34
12	Computer Systems Programmer (Senior)	\$ 335.00	\$ 351.75	\$ 369.34	\$ 387.81	\$ 407.20	\$ 427.56	\$ 448.94	\$ 471.39	\$ 494.96	\$ 519.71	\$ 545.70	\$ 572.99
23	Database Management Specialist (Junior)	\$ 175.00	\$ 183.75	\$ 192.94	\$ 202.59	\$ 212.72	\$ 223.36	\$ 234.53	\$ 246.26	\$ 258.57	\$ 271.50	\$ 285.08	\$ 299.33
22	Database Management Specialist (Senior)	\$ 225.00	\$ 236.25	\$ 248.06	\$ 260.46	\$ 273.48	\$ 287.15	\$ 301.51	\$ 316.59	\$ 332.42	\$ 349.04	\$ 366.49	\$ 384.81
21	Database Manager	\$ 242.00	\$ 254.10	\$ 266.81	\$ 280.15	\$ 294.16	\$ 308.87	\$ 324.31	\$ 340.53	\$ 357.56	\$ 375.44	\$ 394.21	\$ 413.92
55	Documentation Specialist	\$ 145.00	\$ 152.25	\$ 159.86	\$ 167.85	\$ 176.24	\$ 185.05	\$ 194.30	\$ 204.02	\$ 214.22	\$ 224.93	\$ 236.18	\$ 247.99
97	Electrician, Journeyman	\$ 132.00	\$ 138.60	\$ 145.53	\$ 152.81	\$ 160.45	\$ 168.47	\$ 176.89	\$ 185.73	\$ 195.02	\$ 204.77	\$ 215.01	\$ 225.76
96	Electrician, Licensed Master	\$ 146.00	\$ 153.30	\$ 160.97	\$ 169.02	\$ 177.47	\$ 186.34	\$ 195.66	\$ 205.44	\$ 215.71	\$ 226.50	\$ 237.83	\$ 249.72
99	Electricians Helper	\$ 94.00	\$ 98.70	\$ 103.64	\$ 108.82	\$ 114.26	\$ 119.97	\$ 125.97	\$ 132.27	\$ 138.88	\$ 145.82	\$ 153.11	\$ 160.77
101	Engineer, Facility Operations	\$ 174.00	\$ 182.70	\$ 191.84	\$ 201.43	\$ 211.50	\$ 222.08	\$ 233.18	\$ 244.84	\$ 257.08	\$ 269.93	\$ 283.43	\$ 297.60
19	Engineer, Information	\$ 220.00	\$ 231.00	\$ 242.55	\$ 254.68	\$ 267.41	\$ 280.78	\$ 294.82	\$ 309.56	\$ 325.04	\$ 341.29	\$ 358.35	\$ 376.27
18	Engineer, Information (Senior)	\$ 260.00	\$ 273.00	\$ 286.65	\$ 300.98	\$ 316.03	\$ 331.83	\$ 348.42	\$ 365.84	\$ 384.13	\$ 403.34	\$ 423.51	\$ 444.69
52	Engineer, Information Security	\$ 255.00	\$ 267.75	\$ 281.14	\$ 295.20	\$ 309.96	\$ 325.46	\$ 341.73	\$ 358.82	\$ 376.76	\$ 395.60	\$ 415.38	\$ 436.15
33	Engineer, Interdisciplinary	\$ 200.00	\$ 210.00	\$ 220.50	\$ 231.53	\$ 243.11	\$ 255.27	\$ 268.03	\$ 281.43	\$ 295.50	\$ 310.28	\$ 325.79	\$ 342.08
32	Engineer, Interdisciplinary (Senior)	\$ 245.00	\$ 257.25	\$ 270.11	\$ 283.62	\$ 297.80	\$ 312.69	\$ 328.32	\$ 344.74	\$ 361.98	\$ 380.08	\$ 399.08	\$ 419.03
82	Engineer, Network (Junior)	\$ 204.00	\$ 214.20	\$ 224.91	\$ 236.16	\$ 247.97	\$ 260.37	\$ 273.39	\$ 287.06	\$ 301.41	\$ 316.48	\$ 332.30	\$ 348.92
81	Engineer, Network (Senior)	\$ 268.00	\$ 281.40	\$ 295.47	\$ 310.24	\$ 325.75	\$ 342.04	\$ 359.14	\$ 377.10	\$ 395.96	\$ 415.76	\$ 436.55	\$ 458.38
86	Engineer, Network Security	\$ 230.00	\$ 241.50	\$ 253.58	\$ 266.26	\$ 279.57	\$ 293.55	\$ 308.23	\$ 323.64	\$ 339.82	\$ 356.81	\$ 374.65	\$ 393.38
95	Engineer, Radio Frequency	\$ 145.00	\$ 152.25	\$ 159.86	\$ 167.85	\$ 176.24	\$ 185.05	\$ 194.30	\$ 204.02	\$ 214.22	\$ 224.93	\$ 236.18	\$ 247.99
31	Engineer, Software	\$ 185.00	\$ 194.25	\$ 203.96	\$ 214.16	\$ 224.87	\$ 236.11	\$ 247.92	\$ 260.32	\$ 273.34	\$ 287.01	\$ 301.36	\$ 316.43
101	Engineer, Stationary	\$ 175.00	\$ 183.75	\$ 192.94	\$ 202.59	\$ 212.72	\$ 223.36	\$ 234.53	\$ 246.26	\$ 258.57	\$ 271.50	\$ 285.08	\$ 299.33
30	Engineer, Systems	\$ 170.00	\$ 178.50	\$ 187.43	\$ 196.80	\$ 206.64	\$ 216.97	\$ 227.82	\$ 239.21	\$ 251.17	\$ 263.73	\$ 276.92	\$ 290.77
29	Engineer, Systems (Senior)	\$ 242.00	\$ 254.10	\$ 266.81	\$ 280.15	\$ 294.16	\$ 308.87	\$ 324.31	\$ 340.53	\$ 357.56	\$ 375.44	\$ 394.21	\$ 413.92
65	Engineer, Systems Design	\$ 242.00	\$ 254.10	\$ 266.81	\$ 280.15	\$ 294.16	\$ 308.87	\$ 324.31	\$ 340.53	\$ 357.56	\$ 375.44	\$ 394.21	\$ 413.92
99	Facilities Engineering Manager	\$ 262.00	\$ 275.10	\$ 288.86	\$ 303.30	\$ 318.47	\$ 334.39	\$ 351.11	\$ 368.67	\$ 387.10	\$ 406.46	\$ 426.78	\$ 448.12
105	Facilities Specialist Level I	\$ 82.00	\$ 86.10	\$ 90.41	\$ 94.93	\$ 99.68	\$ 104.66	\$ 109.89	\$ 115.38	\$ 121.15	\$ 127.21	\$ 133.57	\$ 140.25
104	Facilities Specialist Level II	\$ 95.00	\$ 99.75	\$ 104.74	\$ 109.98	\$ 115.48	\$ 121.25	\$ 127.31	\$ 133.68	\$ 140.36	\$ 147.38	\$ 154.75	\$ 162.49
103	Facilities Specialist Level III	\$ 145.00	\$ 152.25	\$ 159.86	\$ 167.85	\$ 176.24	\$ 185.05	\$ 194.30	\$ 204.02	\$ 214.22	\$ 224.93	\$ 236.18	\$ 247.99
102	Facilities Specialist, Lead	\$ 165.00	\$ 173.25	\$ 181.91	\$ 191.01	\$ 200.56	\$ 210.59	\$ 221.12	\$ 232.18	\$ 243.79	\$ 255.98	\$ 268.78	\$ 282.22
106	Facility Operations Supervisor	\$ 250.00	\$ 262.50	\$ 275.63	\$ 289.41	\$ 303.88	\$ 319.07	\$ 335.02	\$ 351.77	\$ 369.36	\$ 387.83	\$ 407.22	\$ 427.58
90	Geographic Information Systems (GIS) Analyst	\$ 160.00	\$ 168.00	\$ 176.40	\$ 185.22	\$ 194.48	\$ 204.20	\$ 214.41	\$ 225.13	\$ 236.39	\$ 248.21	\$ 260.62	\$ 273.65
91	Geographic Information Systems Specialist	\$ 188.00	\$ 197.40	\$ 207.27	\$ 217.63	\$ 228.51	\$ 239.94	\$ 251.94	\$ 264.54	\$ 277.77	\$ 291.66	\$ 306.24	\$ 321.55

Co. Name: 1SPATAIL INC
POC: Mike Mathews
Add: 45945 Center Oak Plz, # 190, Sterling, VA 20166
OFF # 703-444-9488
FAX # 703-444-4922



Vice President

Consulting and Technical Services Plus (CATS+)
Labor Rates

ORIGINAL

Attachment F-A1- Labor Rate Schedule													
Record the fully loaded, all inclusive hourly labor rates chargeable during each contract year for the labor categories delineated and defined in Section 2.10 of the RFP													
#	LABOR CATEGORY	HOURLY LABOR RATES CONTRACT YEAR*											
		Year 1	Year 2	Year 3	Year 4	Year 5	Year 6	Year 7	Year 8	Year 9	Year 10	Year 11	Year 12
88	Geographic Information Systems Technician I	\$ 102.00	\$ 107.10	\$ 112.46	\$ 118.08	\$ 123.98	\$ 130.18	\$ 136.69	\$ 143.52	\$ 150.70	\$ 158.24	\$ 166.15	\$ 174.46
87	Geographic Information Systems Technician II	\$ 120.00	\$ 126.00	\$ 132.30	\$ 138.92	\$ 145.87	\$ 153.16	\$ 160.82	\$ 168.86	\$ 177.30	\$ 186.17	\$ 195.48	\$ 205.25
89	Geographic Information Systems Technician Trainee	\$ 82.00	\$ 86.10	\$ 90.41	\$ 94.93	\$ 99.68	\$ 104.66	\$ 109.89	\$ 115.38	\$ 121.15	\$ 127.21	\$ 133.57	\$ 140.25
	GeoSpatial Web Developer (Mid-level)	\$ 175.00	\$ 183.75	\$ 192.94	\$ 202.59	\$ 212.72	\$ 223.36	\$ 234.53	\$ 246.26	\$ 258.57	\$ 271.50	\$ 285.08	\$ 299.33
	GeoSpatial Web Developer (Senior)	\$ 220.00	\$ 231.00	\$ 242.55	\$ 254.68	\$ 267.41	\$ 280.78	\$ 294.82	\$ 309.56	\$ 325.04	\$ 341.29	\$ 358.35	\$ 376.27
73	Group Facilitator (Senior)	\$ 225.00	\$ 236.25	\$ 248.06	\$ 260.46	\$ 273.48	\$ 287.15	\$ 301.51	\$ 316.59	\$ 332.42	\$ 349.04	\$ 366.49	\$ 384.81
44	Help Desk Manager	\$ 225.00	\$ 236.25	\$ 248.06	\$ 260.46	\$ 273.48	\$ 287.15	\$ 301.51	\$ 316.59	\$ 332.42	\$ 349.04	\$ 366.49	\$ 384.81
46	Help Desk Specialist (Junior)	\$ 125.00	\$ 131.25	\$ 137.81	\$ 144.70	\$ 151.94	\$ 159.54	\$ 167.52	\$ 175.90	\$ 184.70	\$ 193.94	\$ 203.64	\$ 213.82
45	Help Desk Specialist (Senior)	\$ 160.00	\$ 168.00	\$ 176.40	\$ 185.22	\$ 194.48	\$ 204.20	\$ 214.41	\$ 225.13	\$ 236.39	\$ 248.21	\$ 260.62	\$ 273.65
60	Internet/Intranet Site Developer (Junior)	\$ 135.00	\$ 141.75	\$ 148.84	\$ 156.28	\$ 164.09	\$ 172.29	\$ 180.90	\$ 189.95	\$ 199.45	\$ 209.42	\$ 219.89	\$ 230.88
59	Internet/Intranet Site Developer (Senior)	\$ 206.00	\$ 216.30	\$ 227.12	\$ 238.48	\$ 250.40	\$ 262.92	\$ 276.07	\$ 289.87	\$ 304.36	\$ 319.58	\$ 335.56	\$ 352.34
20	IT Professional (Senior)	\$ 268.00	\$ 281.40	\$ 295.47	\$ 310.24	\$ 325.75	\$ 342.04	\$ 359.14	\$ 377.10	\$ 395.96	\$ 415.76	\$ 436.55	\$ 458.38
75	Market Research Consultant (Senior)	\$ 280.00	\$ 294.00	\$ 308.70	\$ 324.14	\$ 340.35	\$ 357.37	\$ 375.24	\$ 394.00	\$ 413.70	\$ 434.39	\$ 456.11	\$ 478.92
74	Marketing Consultant (Senior)	\$ 280.00	\$ 294.00	\$ 308.70	\$ 324.14	\$ 340.35	\$ 357.37	\$ 375.24	\$ 394.00	\$ 413.70	\$ 434.39	\$ 456.11	\$ 478.92
83	Network Administrator	\$ 145.00	\$ 152.25	\$ 159.86	\$ 167.85	\$ 176.24	\$ 185.05	\$ 194.30	\$ 204.02	\$ 214.22	\$ 224.93	\$ 236.18	\$ 247.99
80	Network Manager	\$ 290.00	\$ 304.50	\$ 319.73	\$ 335.72	\$ 352.51	\$ 370.14	\$ 388.65	\$ 408.08	\$ 428.48	\$ 449.90	\$ 472.40	\$ 496.02
85	Network Technician (Junior)	\$ 130.00	\$ 136.50	\$ 143.33	\$ 150.50	\$ 158.03	\$ 165.93	\$ 174.23	\$ 182.94	\$ 192.09	\$ 201.69	\$ 211.77	\$ 222.36
84	Network Technician (Senior)	\$ 180.00	\$ 189.00	\$ 198.45	\$ 208.37	\$ 218.79	\$ 229.73	\$ 241.22	\$ 253.28	\$ 265.94	\$ 279.24	\$ 293.20	\$ 307.86
43	Office Automation Specialist	\$ 148.00	\$ 155.40	\$ 163.17	\$ 171.33	\$ 179.90	\$ 188.90	\$ 198.35	\$ 208.27	\$ 218.68	\$ 229.61	\$ 241.09	\$ 253.14
36	Operations Research Analyst (Senior)	\$ 255.00	\$ 267.75	\$ 281.14	\$ 295.20	\$ 309.96	\$ 325.46	\$ 341.73	\$ 358.82	\$ 376.76	\$ 395.60	\$ 415.38	\$ 436.15
108	Operator Level I	\$ 105.00	\$ 110.25	\$ 115.76	\$ 121.55	\$ 127.63	\$ 134.01	\$ 140.71	\$ 147.75	\$ 155.14	\$ 162.90	\$ 171.05	\$ 179.60
107	Operator Level II	\$ 120.00	\$ 126.00	\$ 132.30	\$ 138.92	\$ 145.87	\$ 153.16	\$ 160.82	\$ 168.86	\$ 177.30	\$ 186.17	\$ 195.48	\$ 205.25
109	Photographer	\$ 122.00	\$ 128.10	\$ 134.51	\$ 141.24	\$ 148.30	\$ 155.72	\$ 163.51	\$ 171.69	\$ 180.27	\$ 189.28	\$ 198.74	\$ 208.68
39	Planner, Information Technology (Senior)	\$ 260.00	\$ 273.00	\$ 286.65	\$ 300.98	\$ 316.03	\$ 331.83	\$ 348.42	\$ 365.84	\$ 384.13	\$ 403.34	\$ 423.51	\$ 444.69
58	Program Administration Specialist	\$ 95.00	\$ 99.75	\$ 104.74	\$ 109.98	\$ 115.48	\$ 121.25	\$ 127.31	\$ 133.68	\$ 140.36	\$ 147.38	\$ 154.75	\$ 162.49
1	Program Manager	\$ 302.00	\$ 317.10	\$ 332.96	\$ 349.61	\$ 367.09	\$ 385.44	\$ 404.71	\$ 424.95	\$ 446.20	\$ 468.51	\$ 491.94	\$ 516.54
57	Project Control Specialist	\$ 122.00	\$ 128.10	\$ 134.51	\$ 141.24	\$ 148.30	\$ 155.72	\$ 163.51	\$ 171.69	\$ 180.27	\$ 189.28	\$ 198.74	\$ 208.68
2	Project Manager	\$ 254.00	\$ 266.70	\$ 280.04	\$ 294.04	\$ 308.74	\$ 324.18	\$ 340.39	\$ 357.41	\$ 375.28	\$ 394.04	\$ 413.74	\$ 434.43
25	Quality Assurance Consultant (Senior)	\$ 230.00	\$ 241.50	\$ 253.58	\$ 266.26	\$ 279.57	\$ 293.55	\$ 308.23	\$ 323.64	\$ 339.82	\$ 356.81	\$ 374.65	\$ 393.38
24	Quality Assurance Manager	\$ 230.00	\$ 241.50	\$ 253.58	\$ 266.26	\$ 279.57	\$ 293.55	\$ 308.23	\$ 323.64	\$ 339.82	\$ 356.81	\$ 374.65	\$ 393.38
26	Quality Assurance Specialist	\$ 185.00	\$ 194.25	\$ 203.96	\$ 214.16	\$ 224.87	\$ 236.11	\$ 247.92	\$ 260.32	\$ 273.34	\$ 287.01	\$ 301.36	\$ 316.43
71	Risk Assessment Consultant (Senior)	\$ 260.00	\$ 273.00	\$ 286.65	\$ 300.98	\$ 316.03	\$ 331.83	\$ 348.42	\$ 365.84	\$ 384.13	\$ 403.34	\$ 423.51	\$ 444.69
49	Security, Computer Systems Specialist	\$ 260.00	\$ 273.00	\$ 286.65	\$ 300.98	\$ 316.03	\$ 331.83	\$ 348.42	\$ 365.84	\$ 384.13	\$ 403.34	\$ 423.51	\$ 444.69
50	Security, Data Specialist	\$ 150.00	\$ 157.50	\$ 165.38	\$ 173.65	\$ 182.33	\$ 191.45	\$ 201.02	\$ 211.07	\$ 221.62	\$ 232.70	\$ 244.34	\$ 256.56
4	Subject Matter Expert	\$ 270.00	\$ 283.50	\$ 297.68	\$ 312.56	\$ 328.19	\$ 344.60	\$ 361.83	\$ 379.92	\$ 398.92	\$ 418.87	\$ 439.81	\$ 461.80

Co. Name: 1SPATAIL INC
 POC: Mike Mathews
 Add: 45945 Center Oak Plz, # 190, Sterling, VA 20166
 OFF # 703-444-9488
 FAX # 703-444-4922



Vice President _____
 TITLE


Consulting and Technical Services Plus (CATS+)
Labor Rates

ORIGINAL

Attachment F-A1- Labor Rate Schedule													
Record the fully loaded, all inclusive hourly labor rates chargeable during each contract year for the labor categories delineated and defined in Section 2.10 of the RFP													
#	LABOR CATEGORY	HOURLY LABOR RATES CONTRACT YEAR*											
		Year 1	Year 2	Year 3	Year 4	Year 5	Year 6	Year 7	Year 8	Year 9	Year 10	Year 11	Year 12
3	Subject Matter Expert (Senior)	\$ 380.00	\$ 399.00	\$ 418.95	\$ 439.90	\$ 461.90	\$ 485.00	\$ 509.25	\$ 534.71	\$ 561.45	\$ 589.52	\$ 619.00	\$ 649.95
94	Systems Analyst, Wireless	\$ 215.00	\$ 225.75	\$ 237.04	\$ 248.89	\$ 261.33	\$ 274.40	\$ 288.12	\$ 302.53	\$ 317.66	\$ 333.54	\$ 350.22	\$ 367.73
53	System Security Research Analyst	\$ 160.00	\$ 168.00	\$ 176.40	\$ 185.22	\$ 194.48	\$ 204.20	\$ 214.41	\$ 225.13	\$ 236.39	\$ 248.21	\$ 260.62	\$ 273.65
51	Systems Security Specialist	\$ 230.00	\$ 241.50	\$ 253.58	\$ 266.26	\$ 279.57	\$ 293.55	\$ 308.23	\$ 323.64	\$ 339.82	\$ 356.81	\$ 374.65	\$ 393.38
48	Systems Security Specialist (Senior)	\$ 285.00	\$ 299.25	\$ 314.21	\$ 329.92	\$ 346.42	\$ 363.74	\$ 381.93	\$ 401.03	\$ 421.08	\$ 442.13	\$ 464.24	\$ 487.45
78	Telecommunications Consultant (Senior)	\$ 262.00	\$ 275.10	\$ 288.86	\$ 303.30	\$ 318.47	\$ 334.39	\$ 351.11	\$ 368.67	\$ 387.10	\$ 406.46	\$ 426.78	\$ 448.12
77	Telecommunications Engineer	\$ 215.00	\$ 225.75	\$ 237.04	\$ 248.89	\$ 261.33	\$ 274.40	\$ 288.12	\$ 302.53	\$ 317.66	\$ 333.54	\$ 350.22	\$ 367.73
76	Telecommunications Engineer (Senior)	\$ 255.00	\$ 267.75	\$ 281.14	\$ 295.20	\$ 309.96	\$ 325.46	\$ 341.73	\$ 358.82	\$ 376.76	\$ 395.60	\$ 415.38	\$ 436.15
79	Telecommunications, System Analyst	\$ 195.00	\$ 204.75	\$ 214.99	\$ 225.74	\$ 237.03	\$ 248.88	\$ 261.32	\$ 274.39	\$ 288.11	\$ 302.52	\$ 317.65	\$ 333.53
27	Testing Specialist	\$ 222.00	\$ 233.10	\$ 244.76	\$ 257.00	\$ 269.85	\$ 283.34	\$ 297.51	\$ 312.39	\$ 328.01	\$ 344.41	\$ 361.63	\$ 379.71
28	Training Specialist/Instructor	\$ 185.00	\$ 194.25	\$ 203.96	\$ 214.16	\$ 224.87	\$ 236.11	\$ 247.92	\$ 260.32	\$ 273.34	\$ 287.01	\$ 301.36	\$ 316.43
56	Writer/Editor, Technical	\$ 148.00	\$ 155.40	\$ 163.17	\$ 171.33	\$ 179.90	\$ 188.90	\$ 198.35	\$ 208.27	\$ 218.68	\$ 229.61	\$ 241.09	\$ 253.14

* Contract year one begins on the date of contract award and continues for one year, contract year two begins one year after contract award and continues one year, etc.

Co. Name: 1SPATAIL INC
 POC: Mike Mathews
 Add: 45945 Center Oak Plz, # 190, Sterling, VA 20166
 OFF # 703-444-9488
 FAX # 703-444-4922



Vice President _____
 TITLE

Consulting and Technical Services Plus (CATS+)
 Commision Only Pricing


ORIGINAL

	Table F-A2, Commission Only Percentage for Telecommunication Audits (as defined in 2.3.9.1)											
	COMMISSION ONLY PERCENTAGE CONTRACT YEAR*											
	Year 1	Year 2	Year 3	Year 4	Year 5	Year 6	Year 7	Year 8	Year 9	Year 10	Year 11	Year 12
Commission Only Percentage	Offeror Percentage	Offeror Percentage	Offeror Percentage	Offeror Percentage	Offeror Percentage	Offeror Percentage	Offeror Percentage	Offeror Percentage	Offeror Percentage	Offeror Percentage	Offeror Percentage	Offeror Percentage
Commission Only Percentage	N/A	N/A	N/A	N/A	N/A	N/A	N/A	N/A	N/A	N/A	N/A	N/A

* Contract year one begins on the date of contract award and continues for one year, contract year two begins one year after contract award and continues one year, etc.

CO.: 1SPATIAL INC.
 POC: Mike Mathews
 ADD: 45945 Center Oak Plaza, Ste 190, Sterling, VA 20166

PHONE (703) 444-9488
 FAX (703) 444-4922



Vice President
 TITLE