



Attachment F-A1 – Labor Rate Schedule

Consulting and Technical Services Plus (CATS+)
Labor Rates

Attachment F-A1- Labor Rate Schedule													
Record the fully loaded, all inclusive hourly labor rates chargeable during each contract year for the labor categories delineated and defined in Section 2.10 of the RFP													
#	LABOR CATEGORY	HOURLY LABOR RATES CONTRACT YEAR*											
		Year 1 Offeror Price	Year 2 Offeror Price	Year 3 Offeror Price	Year 4 Offeror Price	Year 5 Offeror Price	Year 6 Offeror Price	Year 7 Offeror Price	Year 8 Offeror Price	Year 9 Offeror Price	Year 10 Offeror Price	Year 11 Offeror Price	Year 12 Offeror Price
66	Accountant, Cost (Senior)	\$ 240.00	\$ 247.20	\$ 257.00	\$ 267.37	\$ 280.74	\$ 291.87	\$ 303.65	\$ 318.93	\$ 331.58	\$ 348.10	\$ 365.57	\$ 383.95
47	Administrator, Systems	\$ 170.00	\$ 175.10	\$ 182.10	\$ 189.39	\$ 198.86	\$ 206.81	\$ 215.08	\$ 225.84	\$ 234.87	\$ 246.62	\$ 258.95	\$ 271.89
5	Analyst, Computer Software/Integration (Senior)	\$ 180.00	\$ 185.40	\$ 192.82	\$ 200.53	\$ 210.56	\$ 218.88	\$ 227.74	\$ 239.12	\$ 248.69	\$ 261.12	\$ 274.18	\$ 287.89
9	Analyst, Computer Systems (Junior)	\$ 145.00	\$ 149.35	\$ 155.32	\$ 161.54	\$ 169.81	\$ 178.40	\$ 183.45	\$ 192.63	\$ 200.33	\$ 210.35	\$ 220.87	\$ 231.91
8	Analyst, Computer Systems (Senior)	\$ 185.00	\$ 190.55	\$ 198.17	\$ 206.10	\$ 216.40	\$ 225.06	\$ 234.06	\$ 245.77	\$ 255.00	\$ 268.38	\$ 281.79	\$ 295.68
68	Analyst, Financial	\$ 185.00	\$ 190.55	\$ 198.17	\$ 206.10	\$ 216.40	\$ 225.06	\$ 234.06	\$ 245.77	\$ 255.00	\$ 268.38	\$ 281.79	\$ 295.68
67	Analyst, Financial (Senior)	\$ 210.00	\$ 216.30	\$ 224.95	\$ 233.95	\$ 245.65	\$ 255.47	\$ 265.69	\$ 278.98	\$ 290.14	\$ 304.84	\$ 319.88	\$ 335.97
84	Analyst, Research	\$ 170.00	\$ 175.10	\$ 182.10	\$ 189.39	\$ 198.86	\$ 206.81	\$ 215.08	\$ 225.84	\$ 234.87	\$ 246.62	\$ 258.95	\$ 271.89
37	Analyst, Systems (Senior)	\$ 185.00	\$ 190.55	\$ 198.17	\$ 206.10	\$ 216.40	\$ 225.06	\$ 234.06	\$ 245.77	\$ 255.00	\$ 268.38	\$ 281.79	\$ 295.68
17	Application Developer, Advanced Technology	\$ 200.00	\$ 206.00	\$ 214.24	\$ 222.81	\$ 233.95	\$ 243.31	\$ 253.04	\$ 265.69	\$ 276.32	\$ 290.14	\$ 304.84	\$ 319.88
16	Application Developer, Advanced Technology (Senior)	\$ 225.00	\$ 231.75	\$ 241.03	\$ 250.69	\$ 263.19	\$ 273.72	\$ 284.57	\$ 298.90	\$ 310.89	\$ 326.40	\$ 342.72	\$ 358.89
11	Applications Development Expert	\$ 210.00	\$ 216.30	\$ 224.95	\$ 233.95	\$ 245.65	\$ 255.47	\$ 265.69	\$ 278.98	\$ 290.14	\$ 304.84	\$ 319.88	\$ 335.97
10	Applications Programmer	\$ 180.00	\$ 185.40	\$ 192.82	\$ 200.53	\$ 210.56	\$ 218.88	\$ 227.74	\$ 239.12	\$ 248.69	\$ 261.12	\$ 274.18	\$ 287.89
82	Archaeologist/Historic Preservation Specialist	\$ 375.00	\$ 386.25	\$ 401.70	\$ 417.77	\$ 438.96	\$ 466.20	\$ 474.45	\$ 498.17	\$ 518.10	\$ 544.01	\$ 571.21	\$ 599.77
40	Architect, Application (Senior)	\$ 210.00	\$ 216.30	\$ 224.95	\$ 233.95	\$ 245.65	\$ 255.47	\$ 265.69	\$ 278.98	\$ 290.14	\$ 304.84	\$ 319.88	\$ 335.97
38	Architect, Information Technology (Senior)	\$ 215.00	\$ 221.45	\$ 230.31	\$ 239.52	\$ 251.50	\$ 261.56	\$ 272.02	\$ 285.62	\$ 297.04	\$ 311.93	\$ 327.49	\$ 343.87
61	Architect, Internet/Web	\$ 205.00	\$ 211.15	\$ 219.60	\$ 228.38	\$ 239.80	\$ 249.39	\$ 259.37	\$ 272.33	\$ 283.23	\$ 297.39	\$ 312.26	\$ 327.67
63	Architect, Systems (Senior)	\$ 185.00	\$ 190.55	\$ 198.17	\$ 206.10	\$ 216.40	\$ 225.06	\$ 234.06	\$ 245.77	\$ 255.00	\$ 268.38	\$ 281.79	\$ 295.68
64	Architect, Systems Design	\$ 225.00	\$ 231.75	\$ 241.03	\$ 250.69	\$ 263.19	\$ 273.72	\$ 284.57	\$ 298.90	\$ 310.89	\$ 326.40	\$ 342.72	\$ 358.89
69	Architectural Historian	\$ 375.00	\$ 386.25	\$ 401.70	\$ 417.77	\$ 438.96	\$ 466.20	\$ 474.45	\$ 498.17	\$ 518.10	\$ 544.01	\$ 571.21	\$ 599.77
110	Audit Manager	\$ 150.00	\$ 154.50	\$ 160.68	\$ 167.11	\$ 175.46	\$ 182.48	\$ 189.78	\$ 199.27	\$ 207.24	\$ 217.60	\$ 228.48	\$ 239.91
111	Audit Supervisor	\$ 120.00	\$ 123.00	\$ 128.54	\$ 133.69	\$ 140.37	\$ 145.98	\$ 151.82	\$ 159.42	\$ 165.79	\$ 174.08	\$ 182.70	\$ 191.93
89	Auditor, IT (Senior)	\$ 190.00	\$ 195.70	\$ 203.53	\$ 211.67	\$ 222.25	\$ 231.14	\$ 240.39	\$ 252.41	\$ 262.50	\$ 275.63	\$ 289.41	\$ 303.88
112	Auditor, Lead	\$ 150.00	\$ 154.50	\$ 160.68	\$ 167.11	\$ 175.46	\$ 182.48	\$ 189.78	\$ 199.27	\$ 207.24	\$ 217.60	\$ 228.48	\$ 239.91
70	Auditor (Senior)	\$ 215.00	\$ 221.45	\$ 230.31	\$ 239.52	\$ 251.50	\$ 261.56	\$ 272.02	\$ 285.62	\$ 297.04	\$ 311.93	\$ 327.49	\$ 343.87
113	Auditor, Staff	\$ 125.00	\$ 128.75	\$ 133.90	\$ 139.28	\$ 146.22	\$ 152.07	\$ 158.15	\$ 166.06	\$ 172.70	\$ 181.34	\$ 190.40	\$ 199.92
72	Business Process Consultant (Senior)	\$ 175.00	\$ 180.25	\$ 187.46	\$ 194.96	\$ 204.71	\$ 212.89	\$ 221.41	\$ 232.46	\$ 241.76	\$ 253.67	\$ 266.56	\$ 279.89
82	Computer Graphics Illustrator	\$ 180.00	\$ 185.50	\$ 192.68	\$ 197.11	\$ 175.46	\$ 182.48	\$ 189.78	\$ 199.27	\$ 207.24	\$ 217.60	\$ 228.48	\$ 239.91
34	Computer Operations Center Specialist	\$ 155.00	\$ 159.65	\$ 165.04	\$ 172.89	\$ 181.31	\$ 189.56	\$ 196.11	\$ 205.61	\$ 214.15	\$ 224.68	\$ 236.10	\$ 247.90
35	Computer Operations Research Analyst	\$ 160.00	\$ 164.80	\$ 171.35	\$ 178.25	\$ 187.16	\$ 194.65	\$ 202.43	\$ 212.65	\$ 221.06	\$ 232.11	\$ 243.71	\$ 255.90
42	Computer Operator	\$ 130.00	\$ 133.90	\$ 139.28	\$ 144.83	\$ 152.07	\$ 158.15	\$ 164.48	\$ 172.70	\$ 179.61	\$ 188.59	\$ 198.02	\$ 207.92
41	Computer Operator (Senior)	\$ 150.00	\$ 154.50	\$ 160.68	\$ 167.11	\$ 175.46	\$ 182.48	\$ 189.78	\$ 199.27	\$ 207.24	\$ 217.60	\$ 228.48	\$ 239.91
15	Computer Programmer (Junior)	\$ 140.00	\$ 144.20	\$ 149.97	\$ 155.97	\$ 163.77	\$ 170.32	\$ 177.13	\$ 185.98	\$ 193.42	\$ 203.10	\$ 213.25	\$ 223.91

COMPANY NAME: Advocate Solutions, LLC
 CONTRACT POC: Alan Dillman
 ADDRESS: 762 S. Pearl St. Columbus, OH 43206
 OFFICE NUMBER: 614-444-5144
 FAX NUMBER: 202-361-1978

Attachment F - Price Form A1

DATE: _____
 TITLE: _____




Consulting and Technical Services Plus (CATS+)
Labor Rates

Attachment F-A1- Labor Rate Schedule

Record the fully loaded, all inclusive hourly labor rates chargeable during each contract year for the labor categories delineated and defined in Section 2.10 of the RFP

#	LABOR CATEGORY	HOURLY LABOR RATES CONTRACT YEAR*											
		Year 1	Year 2	Year 3	Year 4	Year 5	Year 6	Year 7	Year 8	Year 9	Year 10	Year 11	Year 12
14	Computer Programmer (Senior)	\$ 195.00	\$ 200.85	\$ 208.88	\$ 217.24	\$ 226.10	\$ 232.23	\$ 246.71	\$ 259.05	\$ 269.41	\$ 282.88	\$ 297.03	\$ 311.68
7	Computer Specialist	\$ 160.00	\$ 164.80	\$ 171.39	\$ 178.25	\$ 187.16	\$ 194.65	\$ 202.43	\$ 212.55	\$ 221.06	\$ 232.11	\$ 243.71	\$ 255.90
8	Computer Specialist (Senior)	\$ 195.00	\$ 199.95	\$ 176.75	\$ 183.82	\$ 180.01	\$ 200.73	\$ 208.76	\$ 219.20	\$ 227.96	\$ 239.38	\$ 251.33	\$ 263.90
13	Computer Systems Programmer	\$ 180.00	\$ 185.40	\$ 192.82	\$ 200.53	\$ 210.56	\$ 218.98	\$ 227.74	\$ 239.12	\$ 248.69	\$ 261.12	\$ 274.18	\$ 287.89
12	Computer Systems Programmer (Senior)	\$ 190.00	\$ 195.70	\$ 203.53	\$ 211.67	\$ 222.25	\$ 231.14	\$ 240.39	\$ 252.41	\$ 262.50	\$ 275.63	\$ 289.41	\$ 303.88
23	Database Management Specialist (Junior)	\$ 180.00	\$ 184.80	\$ 171.39	\$ 178.25	\$ 187.16	\$ 194.65	\$ 202.43	\$ 212.55	\$ 221.06	\$ 232.11	\$ 243.71	\$ 255.90
22	Database Management Specialist (Senior)	\$ 205.00	\$ 211.15	\$ 219.60	\$ 228.38	\$ 239.60	\$ 249.39	\$ 259.37	\$ 272.33	\$ 283.23	\$ 297.39	\$ 312.26	\$ 327.87
21	Database Manager	\$ 190.00	\$ 195.70	\$ 203.53	\$ 211.67	\$ 222.25	\$ 231.14	\$ 240.39	\$ 252.41	\$ 262.50	\$ 275.63	\$ 289.41	\$ 303.88
65	Documentation Specialist	\$ 125.00	\$ 128.75	\$ 133.90	\$ 139.20	\$ 146.22	\$ 152.07	\$ 158.15	\$ 166.06	\$ 172.70	\$ 181.34	\$ 190.40	\$ 199.92
97	Electrician, Journeyman	\$ 350.00	\$ 360.50	\$ 374.82	\$ 389.62	\$ 409.41	\$ 425.79	\$ 442.82	\$ 464.96	\$ 483.56	\$ 507.74	\$ 533.13	\$ 569.78
96	Electrician, Licensed Master	\$ 385.00	\$ 396.55	\$ 412.41	\$ 429.91	\$ 450.35	\$ 468.37	\$ 487.10	\$ 511.46	\$ 531.92	\$ 558.61	\$ 586.44	\$ 615.76
99	Electricians Helper	\$ 275.00	\$ 283.25	\$ 294.58	\$ 309.38	\$ 321.68	\$ 334.55	\$ 347.93	\$ 365.33	\$ 379.94	\$ 398.94	\$ 418.88	\$ 439.83
101	Engineer, Facility Operations	\$ 120.00	\$ 123.60	\$ 128.54	\$ 133.69	\$ 140.37	\$ 145.98	\$ 151.82	\$ 159.42	\$ 165.79	\$ 174.00	\$ 182.79	\$ 191.83
19	Engineer, Information	\$ 175.00	\$ 180.25	\$ 187.48	\$ 194.96	\$ 204.71	\$ 212.89	\$ 221.41	\$ 232.48	\$ 241.78	\$ 253.87	\$ 266.56	\$ 279.89
18	Engineer, Information (Senior)	\$ 205.00	\$ 211.15	\$ 219.60	\$ 228.38	\$ 239.60	\$ 249.39	\$ 259.37	\$ 272.33	\$ 283.23	\$ 297.39	\$ 312.26	\$ 327.87
52	Engineer, Information Security	\$ 290.00	\$ 296.00	\$ 214.24	\$ 222.81	\$ 233.95	\$ 243.31	\$ 253.04	\$ 268.89	\$ 276.32	\$ 290.14	\$ 304.84	\$ 319.88
33	Engineer, Interdisciplinary	\$ 175.00	\$ 180.25	\$ 187.48	\$ 194.96	\$ 204.71	\$ 212.89	\$ 221.41	\$ 232.48	\$ 241.78	\$ 253.87	\$ 266.56	\$ 279.89
32	Engineer, Interdisciplinary (Senior)	\$ 205.00	\$ 211.15	\$ 219.60	\$ 228.38	\$ 239.60	\$ 249.39	\$ 259.37	\$ 272.33	\$ 283.23	\$ 297.39	\$ 312.26	\$ 327.87
82	Engineer, Network (Junior)	\$ 170.00	\$ 175.10	\$ 182.10	\$ 189.39	\$ 198.86	\$ 206.81	\$ 215.08	\$ 225.84	\$ 234.87	\$ 246.62	\$ 258.95	\$ 271.89
81	Engineer, Network (Senior)	\$ 190.00	\$ 195.70	\$ 203.53	\$ 211.67	\$ 222.25	\$ 231.14	\$ 240.39	\$ 252.41	\$ 262.50	\$ 275.63	\$ 289.41	\$ 303.88
86	Engineer, Network Security	\$ 190.00	\$ 195.70	\$ 203.53	\$ 211.67	\$ 222.25	\$ 231.14	\$ 240.39	\$ 252.41	\$ 262.50	\$ 275.63	\$ 289.41	\$ 303.88
95	Engineer, Radio Frequency	\$ 185.00	\$ 190.55	\$ 198.17	\$ 206.10	\$ 216.40	\$ 225.09	\$ 234.06	\$ 245.77	\$ 255.00	\$ 268.39	\$ 281.79	\$ 295.68
31	Engineer, Software	\$ 160.00	\$ 164.80	\$ 171.39	\$ 178.25	\$ 187.16	\$ 194.65	\$ 202.43	\$ 212.55	\$ 221.06	\$ 232.11	\$ 243.71	\$ 255.90
101	Engineer, Stationary	\$ 180.00	\$ 185.40	\$ 192.82	\$ 200.53	\$ 210.56	\$ 218.98	\$ 227.74	\$ 239.12	\$ 248.69	\$ 261.12	\$ 274.18	\$ 287.69
30	Engineer, Systems	\$ 165.00	\$ 169.95	\$ 176.75	\$ 183.82	\$ 180.01	\$ 200.73	\$ 208.76	\$ 219.20	\$ 227.96	\$ 239.38	\$ 251.33	\$ 263.90
29	Engineer, Systems (Senior)	\$ 195.00	\$ 200.85	\$ 208.88	\$ 217.24	\$ 228.10	\$ 237.23	\$ 246.71	\$ 259.05	\$ 269.41	\$ 282.88	\$ 297.03	\$ 311.68
65	Engineer, Systems Design	\$ 215.00	\$ 221.45	\$ 230.31	\$ 239.52	\$ 251.50	\$ 261.99	\$ 272.02	\$ 285.62	\$ 297.04	\$ 311.90	\$ 327.40	\$ 343.87
99	Facilities Engineering Manager	\$ 180.00	\$ 185.40	\$ 192.82	\$ 200.53	\$ 210.56	\$ 218.98	\$ 227.74	\$ 239.12	\$ 248.69	\$ 261.12	\$ 274.18	\$ 287.69
105	Facilities Specialist Level I	\$ 90.00	\$ 91.80	\$ 94.27	\$ 96.84	\$ 70.19	\$ 72.99	\$ 75.91	\$ 79.71	\$ 82.80	\$ 87.04	\$ 91.39	\$ 95.96
104	Facilities Specialist Level II	\$ 75.00	\$ 77.25	\$ 80.34	\$ 83.55	\$ 87.73	\$ 91.24	\$ 94.99	\$ 99.63	\$ 103.92	\$ 108.80	\$ 114.24	\$ 119.95
103	Facilities Specialist Level III	\$ 90.00	\$ 92.70	\$ 96.41	\$ 100.20	\$ 105.28	\$ 109.49	\$ 113.97	\$ 119.50	\$ 124.34	\$ 130.56	\$ 137.05	\$ 143.94
102	Facilities Specialist, Lead	\$ 95.00	\$ 97.85	\$ 101.78	\$ 106.63	\$ 111.13	\$ 115.57	\$ 120.19	\$ 126.20	\$ 131.25	\$ 137.81	\$ 144.71	\$ 151.94
109	Facility Operations Supervisor	\$ 105.00	\$ 108.15	\$ 112.48	\$ 116.98	\$ 122.82	\$ 127.74	\$ 132.85	\$ 139.49	\$ 145.07	\$ 152.32	\$ 159.94	\$ 167.93
90	Geographic Information Systems (GIS) Analyst	\$ 210.00	\$ 216.30	\$ 224.95	\$ 233.95	\$ 245.65	\$ 255.47	\$ 265.99	\$ 278.98	\$ 290.14	\$ 304.64	\$ 319.88	\$ 335.87
91	Geographic Information Systems Specialist	\$ 170.00	\$ 175.10	\$ 182.10	\$ 189.39	\$ 198.86	\$ 206.81	\$ 215.08	\$ 225.84	\$ 234.87	\$ 246.62	\$ 258.95	\$ 271.89

COMPANY NAME: **Advocate Solutions, LLC**
 CONTRACT POC: **Alan Dillman**
 ADDRESS: **762 S. Pearl St. Columbus, OH 43206**
 OFFICE NUMBER: **614-444-5144**
 FAX NUMBER: **208-361-1978**

AUTHORIZED SIGNATURE

 TITLE

Attachment F - Price Form A1



Consulting and Technical Services Plus (CATS+)
Labor Rates

Attachment F-A1- Labor Rate Schedule

Record the fully loaded, all inclusive hourly labor rates chargeable during each contract year for the labor categories delineated and defined in Section 2.10 of the RFP

#	LABOR CATEGORY	HOURLY LABOR RATES CONTRACT YEAR*											
		Year 1	Year 2	Year 3	Year 4	Year 5	Year 6	Year 7	Year 8	Year 9	Year 10	Year 11	Year 12
86	Geographic Information Systems Technician I	\$ 180.00	\$ 185.40	\$ 192.82	\$ 200.53	\$ 210.96	\$ 218.88	\$ 227.74	\$ 239.12	\$ 249.89	\$ 261.12	\$ 274.18	\$ 287.69
87	Geographic Information Systems Technician II	\$ 190.00	\$ 195.70	\$ 203.53	\$ 211.67	\$ 222.25	\$ 231.14	\$ 240.30	\$ 252.41	\$ 262.50	\$ 275.83	\$ 289.41	\$ 303.88
88	Geographic Information Systems Technician Trainee	\$ 130.00	\$ 133.90	\$ 139.20	\$ 144.83	\$ 152.07	\$ 158.15	\$ 164.46	\$ 172.70	\$ 179.81	\$ 188.59	\$ 198.02	\$ 207.92
	GeoSpatial Web Developer (Mid-level)	\$ 155.00	\$ 159.95	\$ 166.04	\$ 172.89	\$ 181.31	\$ 188.96	\$ 196.11	\$ 205.91	\$ 214.15	\$ 224.86	\$ 236.10	\$ 247.90
	GeoSpatial Web Developer (Senior)	\$ 190.00	\$ 194.40	\$ 199.62	\$ 205.53	\$ 210.96	\$ 216.98	\$ 227.74	\$ 239.12	\$ 249.89	\$ 261.12	\$ 274.18	\$ 287.69
73	Group Facilitator (Senior)	\$ 150.00	\$ 154.50	\$ 160.68	\$ 167.11	\$ 175.46	\$ 182.48	\$ 189.78	\$ 199.27	\$ 207.24	\$ 217.60	\$ 228.48	\$ 239.91
44	Help Desk Manager	\$ 165.00	\$ 169.95	\$ 176.75	\$ 183.82	\$ 193.01	\$ 200.73	\$ 208.76	\$ 219.20	\$ 227.96	\$ 239.38	\$ 251.33	\$ 263.90
46	Help Desk Specialist (Junior)	\$ 125.00	\$ 128.75	\$ 133.90	\$ 139.20	\$ 146.22	\$ 152.07	\$ 158.15	\$ 166.06	\$ 172.70	\$ 181.34	\$ 190.40	\$ 199.92
45	Help Desk Specialist (Senior)	\$ 140.00	\$ 144.20	\$ 149.97	\$ 155.97	\$ 163.77	\$ 170.32	\$ 177.13	\$ 185.98	\$ 193.42	\$ 203.10	\$ 213.25	\$ 223.91
60	Internet/Intranet Site Developer (Junior)	\$ 140.00	\$ 144.20	\$ 149.97	\$ 155.97	\$ 163.77	\$ 170.32	\$ 177.13	\$ 185.98	\$ 193.42	\$ 203.10	\$ 213.25	\$ 223.91
59	Internet/Intranet Site Developer (Senior)	\$ 160.00	\$ 164.80	\$ 171.39	\$ 178.25	\$ 187.16	\$ 194.65	\$ 202.43	\$ 212.55	\$ 221.06	\$ 232.11	\$ 243.71	\$ 255.96
20	IT Professional (Senior)	\$ 185.00	\$ 190.55	\$ 198.17	\$ 206.10	\$ 216.40	\$ 228.06	\$ 234.06	\$ 248.77	\$ 255.00	\$ 268.38	\$ 281.79	\$ 296.88
176	Market Research Consultant (Senior)	\$ 225.00	\$ 231.75	\$ 241.02	\$ 250.66	\$ 263.19	\$ 273.72	\$ 284.67	\$ 298.90	\$ 310.86	\$ 326.40	\$ 342.72	\$ 359.96
74	Marketing Consultant (Senior)	\$ 220.00	\$ 228.60	\$ 238.66	\$ 245.09	\$ 257.35	\$ 267.84	\$ 278.34	\$ 292.26	\$ 303.95	\$ 318.15	\$ 335.11	\$ 351.89
83	Network Administrator	\$ 185.00	\$ 190.55	\$ 198.17	\$ 206.10	\$ 216.40	\$ 228.06	\$ 234.06	\$ 248.77	\$ 255.00	\$ 268.38	\$ 281.79	\$ 296.88
80	Network Manager	\$ 195.00	\$ 200.85	\$ 208.88	\$ 217.24	\$ 228.10	\$ 237.23	\$ 246.71	\$ 259.05	\$ 269.41	\$ 282.66	\$ 297.03	\$ 311.88
85	Network Technician (Junior)	\$ 140.00	\$ 144.20	\$ 149.97	\$ 155.97	\$ 163.77	\$ 170.32	\$ 177.13	\$ 185.98	\$ 193.42	\$ 203.10	\$ 213.25	\$ 223.91
84	Network Technician (Senior)	\$ 155.00	\$ 159.95	\$ 166.04	\$ 172.89	\$ 181.31	\$ 188.96	\$ 196.11	\$ 205.91	\$ 214.15	\$ 224.86	\$ 236.10	\$ 247.90
43	Office Automation Specialist	\$ 135.00	\$ 139.05	\$ 144.61	\$ 150.40	\$ 157.92	\$ 164.23	\$ 170.80	\$ 178.34	\$ 186.52	\$ 195.94	\$ 206.63	\$ 216.92
36	Operations Research Analyst (Senior)	\$ 195.00	\$ 200.85	\$ 208.88	\$ 217.24	\$ 228.10	\$ 237.23	\$ 246.71	\$ 259.05	\$ 269.41	\$ 282.66	\$ 297.03	\$ 311.88
108	Operator Level I	\$ 60.00	\$ 61.80	\$ 64.27	\$ 66.84	\$ 70.19	\$ 72.99	\$ 75.91	\$ 79.71	\$ 82.90	\$ 87.04	\$ 91.39	\$ 95.96
107	Operator Level II	\$ 70.00	\$ 72.10	\$ 74.98	\$ 77.99	\$ 81.88	\$ 85.16	\$ 88.56	\$ 92.99	\$ 96.71	\$ 101.55	\$ 106.63	\$ 111.66
109	Photographer	\$ 300.00	\$ 309.00	\$ 321.30	\$ 334.21	\$ 350.93	\$ 364.96	\$ 379.60	\$ 398.64	\$ 414.48	\$ 435.20	\$ 456.96	\$ 479.81
39	Planner, Information Technology (Senior)	\$ 210.00	\$ 216.30	\$ 224.95	\$ 233.95	\$ 245.05	\$ 255.47	\$ 265.69	\$ 278.68	\$ 290.14	\$ 304.64	\$ 319.88	\$ 335.97
58	Program Administration Specialist	\$ 115.00	\$ 118.45	\$ 123.19	\$ 128.12	\$ 134.52	\$ 139.00	\$ 145.50	\$ 152.77	\$ 159.68	\$ 166.63	\$ 175.17	\$ 183.93
1	Program Manager	\$ 225.00	\$ 231.75	\$ 241.02	\$ 250.66	\$ 263.19	\$ 273.72	\$ 284.67	\$ 298.90	\$ 310.86	\$ 326.40	\$ 342.72	\$ 359.96
67	Project Control Specialist	\$ 125.00	\$ 128.75	\$ 133.90	\$ 139.20	\$ 146.22	\$ 152.07	\$ 158.15	\$ 166.06	\$ 172.70	\$ 181.34	\$ 190.40	\$ 199.92
2	Project Manager	\$ 200.00	\$ 204.00	\$ 214.24	\$ 222.81	\$ 233.05	\$ 243.31	\$ 253.04	\$ 265.69	\$ 276.32	\$ 290.14	\$ 304.64	\$ 319.88
29	Quality Assurance Consultant (Senior)	\$ 195.00	\$ 200.85	\$ 208.88	\$ 217.24	\$ 228.10	\$ 237.23	\$ 246.71	\$ 259.05	\$ 269.41	\$ 282.66	\$ 297.03	\$ 311.88
24	Quality Assurance Manager	\$ 205.00	\$ 211.15	\$ 219.60	\$ 228.38	\$ 239.80	\$ 249.39	\$ 259.37	\$ 272.23	\$ 283.23	\$ 297.39	\$ 312.20	\$ 327.67
28	Quality Assurance Specialist	\$ 165.00	\$ 169.95	\$ 176.75	\$ 183.82	\$ 193.01	\$ 200.73	\$ 208.76	\$ 219.20	\$ 227.96	\$ 239.38	\$ 251.33	\$ 263.90
71	Risk Assessment Consultant (Senior)	\$ 185.00	\$ 190.55	\$ 198.69	\$ 217.24	\$ 228.10	\$ 237.23	\$ 246.71	\$ 259.05	\$ 269.41	\$ 282.66	\$ 297.03	\$ 311.88
49	Security, Computer Systems Specialist	\$ 195.00	\$ 200.85	\$ 208.88	\$ 217.24	\$ 228.10	\$ 237.23	\$ 246.71	\$ 259.05	\$ 269.41	\$ 282.66	\$ 297.03	\$ 311.88
50	Security, Data Specialist	\$ 205.00	\$ 211.15	\$ 219.60	\$ 228.38	\$ 239.80	\$ 249.39	\$ 259.37	\$ 272.23	\$ 283.23	\$ 297.39	\$ 312.20	\$ 327.67
4	Subject Matter Expert	\$ 250.00	\$ 257.50	\$ 267.60	\$ 278.51	\$ 292.44	\$ 304.14	\$ 316.30	\$ 332.12	\$ 345.40	\$ 362.67	\$ 380.80	\$ 399.84

COMPANY NAME: Advocate Solutions, LLC
 CONTRACT POC: Alan Dillman
 ADDRESS: 762 S. Pearl St. Columbus OH 43206
 OFFICE NUMBER: 614-444-5144
 FAX NUMBER: 614-444-5144

Attachment F - Price Form A1

Partner
 TITLE



Consulting and Technical Services Plus (CATS+)
Labor Rates


Attachment F-A1- Labor Rate Schedule

Record the fully loaded, all inclusive hourly labor rates chargeable during each contract year for the labor categories delineated and defined in Section 2.10 of the RFP

#	LABOR CATEGORY	HOURLY LABOR RATES CONTRACT YEAR*											
		Year 1	Year 2	Year 3	Year 4	Year 5	Year 6	Year 7	Year 8	Year 9	Year 10	Year 11	Year 12
3	Subject Matter Expert (Senior)	\$ 278.00	\$ 283.23	\$ 294.58	\$ 306.30	\$ 321.08	\$ 334.55	\$ 347.00	\$ 365.33	\$ 379.04	\$ 398.94	\$ 418.86	\$ 439.85
64	Systems Analyst, Wireless	\$ 175.00	\$ 180.25	\$ 187.46	\$ 194.96	\$ 204.71	\$ 212.89	\$ 221.41	\$ 232.48	\$ 241.78	\$ 253.87	\$ 266.56	\$ 279.89
83	System Security Research Analyst	\$ 175.00	\$ 180.25	\$ 187.46	\$ 194.96	\$ 204.71	\$ 212.89	\$ 221.41	\$ 232.48	\$ 241.78	\$ 253.87	\$ 266.56	\$ 279.89
81	Systems Security Specialist	\$ 205.00	\$ 211.15	\$ 219.65	\$ 228.38	\$ 238.60	\$ 249.39	\$ 259.37	\$ 272.33	\$ 283.23	\$ 297.39	\$ 312.26	\$ 327.87
48	Systems Security Specialist (Senior)	\$ 180.00	\$ 185.40	\$ 192.82	\$ 200.53	\$ 210.96	\$ 218.96	\$ 227.74	\$ 238.12	\$ 248.69	\$ 261.12	\$ 274.18	\$ 287.89
76	Telecommunications Consultant (Senior)	\$ 165.00	\$ 169.55	\$ 176.17	\$ 184.10	\$ 193.40	\$ 202.06	\$ 210.06	\$ 219.57	\$ 229.60	\$ 239.36	\$ 251.33	\$ 263.90
77	Telecommunications Engineer	\$ 165.00	\$ 169.95	\$ 176.75	\$ 183.82	\$ 193.01	\$ 200.73	\$ 208.76	\$ 219.20	\$ 227.96	\$ 239.36	\$ 251.33	\$ 263.90
76	Telecommunications Engineer (Senior)	\$ 185.00	\$ 190.55	\$ 198.17	\$ 206.10	\$ 216.40	\$ 225.06	\$ 234.06	\$ 245.77	\$ 255.60	\$ 268.38	\$ 281.79	\$ 296.88
79	Telecommunications, System Analyst	\$ 175.00	\$ 180.25	\$ 187.46	\$ 194.96	\$ 204.71	\$ 212.89	\$ 221.41	\$ 232.48	\$ 241.78	\$ 253.87	\$ 266.56	\$ 279.89
27	Testing Specialist	\$ 133.00	\$ 128.75	\$ 133.90	\$ 139.28	\$ 146.22	\$ 152.07	\$ 158.18	\$ 166.98	\$ 172.70	\$ 181.94	\$ 190.40	\$ 199.62
28	Training Specialist/Instructor	\$ 135.00	\$ 139.05	\$ 144.61	\$ 150.40	\$ 157.62	\$ 164.23	\$ 170.80	\$ 179.34	\$ 186.52	\$ 196.04	\$ 205.03	\$ 215.92
56	Writer/Editor, Technical	\$ 135.00	\$ 139.05	\$ 144.61	\$ 150.40	\$ 157.62	\$ 164.23	\$ 170.80	\$ 179.34	\$ 186.52	\$ 196.04	\$ 205.03	\$ 215.92

* Contract year one begins on the date of contract award and continues for one year, contract year two begins one year after contract award and continues one year, etc.

COMPANY NAME: Advocate Solutions, LLC
 CONTRACT POC: Alan Dillman
 ADDRESS: 762 S. Pearl St. Columbus OH 43206
 OFFICE NUMBER: 614-444-3144
 FAX NUMBER: 208-361-1978


 AUTHORIZED SIGNATURE
 Partner
 TITLE

Attachment F - Price Form A1




Table F-A2, Commission Only Percentage for Telecommunication Audits (as defined in 2.3.9.1)

Consulting and Technical Services Plus (CATS+)
Commission Only Pricing

	Table F-A2, Commission Only Percentage for Telecommunication Audits (as defined in 2.3.9.1)											
	COMMISSION ONLY PERCENTAGE CONTRACT YEAR*											
	Year 1	Year 2	Year 3	Year 4	Year 5	Year 6	Year 7	Year 8	Year 9	Year 10	Year 11	Year 12
	Offeror Percentage	Offeror Percentage	Offeror Percentage	Offeror Percentage	Offeror Percentage	Offeror Percentage	Offeror Percentage	Offeror Percentage	Offeror Percentage	Offeror Percentage	Offeror Percentage	Offeror Percentage
Commission Only Percentage	20.0%	20.0%	20.0%	20.0%	20.0%	20.0%	20.0%	20.0%	20.0%	20.0%	20.0%	20.0%

* Contract year one begins on the date of contract award and continues for one year, contract year two begins one year after contract award and continues one year, etc.

COMPANY NAME: Advocate Solutions, LLC
CONTRACT POC: Alan Dillman
ADDRESS: 762 S. Pearl St, Columbus OH 43206
PHONE NUMBER: 614-444-5144
FAX NUMBER: 208-361-1978


Partner
TITLE

Attachment F-A2