


Consulting and Technical Services Plus (CATS+)  
Labor Rates

**Attachment F-A1- Labor Rate Schedule**

Record the fully loaded, all inclusive hourly labor rates chargeable during each contract year for the labor categories delineated and defined in Section 2.10 of the RFP

#	LABOR CATEGORY	HOURLY LABOR RATES CONTRACT YEAR*											
		Year 1 Offeror Price	Year 2 Offeror Price	Year 3 Offeror Price	Year 4 Offeror Price	Year 5 Offeror Price	Year 6 Offeror Price	Year 7 Offeror Price	Year 8 Offeror Price	Year 9 Offeror Price	Year 10 Offeror Price	Year 11 Offeror Price	Year 12 Offeror Price
66	Accountant, Cost (Senior)	\$ 170.00	\$ 174.08	\$ 178.26	\$ 182.54	\$ 186.92	\$ 191.40	\$ 196.00	\$ 200.70	\$ 205.52	\$ 210.45	\$ 215.50	\$ 220.67
47	Administrator, Systems	\$ 137.00	\$ 140.29	\$ 143.65	\$ 147.10	\$ 150.63	\$ 154.25	\$ 157.95	\$ 161.74	\$ 165.62	\$ 169.60	\$ 173.67	\$ 177.84
5	Analyst, Computer Software/Integration (Senior)	\$ 128.00	\$ 131.07	\$ 134.22	\$ 137.44	\$ 140.74	\$ 144.12	\$ 147.57	\$ 151.12	\$ 154.74	\$ 158.46	\$ 162.26	\$ 166.15
9	Analyst, Computer Systems (Junior)	\$ 88.00	\$ 90.11	\$ 92.27	\$ 94.49	\$ 96.76	\$ 99.08	\$ 101.46	\$ 103.89	\$ 106.39	\$ 108.94	\$ 111.55	\$ 114.23
8	Analyst, Computer Systems (Senior)	\$ 128.00	\$ 131.07	\$ 134.22	\$ 137.44	\$ 140.74	\$ 144.12	\$ 147.57	\$ 151.12	\$ 154.74	\$ 158.46	\$ 162.26	\$ 166.15
68	Analyst, Financial	\$ 106.00	\$ 108.54	\$ 111.15	\$ 113.82	\$ 116.55	\$ 119.35	\$ 122.21	\$ 125.14	\$ 128.15	\$ 131.22	\$ 134.37	\$ 137.60
67	Analyst, Financial (Senior)	\$ 142.00	\$ 145.41	\$ 148.90	\$ 152.47	\$ 156.13	\$ 159.88	\$ 163.71	\$ 167.64	\$ 171.67	\$ 175.79	\$ 180.01	\$ 184.33
54	Analyst, Research	\$ 90.00	\$ 92.16	\$ 94.37	\$ 96.64	\$ 98.96	\$ 101.33	\$ 103.76	\$ 106.25	\$ 108.80	\$ 111.41	\$ 114.09	\$ 116.83
37	Analyst, Systems (Senior)	\$ 120.00	\$ 122.88	\$ 125.83	\$ 128.85	\$ 131.94	\$ 135.11	\$ 138.35	\$ 141.67	\$ 145.07	\$ 148.55	\$ 152.12	\$ 155.77
17	Application Developer, Advanced Technology	\$ 110.00	\$ 112.64	\$ 115.34	\$ 118.11	\$ 120.95	\$ 123.85	\$ 126.82	\$ 129.87	\$ 132.98	\$ 136.17	\$ 139.44	\$ 142.79
16	Application Developer, Advanced Technology (Senior)	\$ 134.00	\$ 137.22	\$ 140.51	\$ 143.88	\$ 147.33	\$ 150.87	\$ 154.49	\$ 158.20	\$ 162.00	\$ 165.88	\$ 169.87	\$ 173.94
11	Applications Development Expert	\$ 134.00	\$ 137.22	\$ 140.51	\$ 143.88	\$ 147.33	\$ 150.87	\$ 154.49	\$ 158.20	\$ 162.00	\$ 165.88	\$ 169.87	\$ 173.94
10	Applications Programmer	\$ 84.00	\$ 86.02	\$ 88.08	\$ 90.19	\$ 92.36	\$ 94.58	\$ 96.85	\$ 99.17	\$ 101.55	\$ 103.99	\$ 106.48	\$ 109.04
92	Archeologist /Historic Preservation Specialist	\$ 87.00	\$ 89.09	\$ 91.23	\$ 93.42	\$ 95.66	\$ 97.95	\$ 100.30	\$ 102.71	\$ 105.18	\$ 107.70	\$ 110.29	\$ 112.93
40	Architect, Application (Senior)	\$ 144.00	\$ 147.46	\$ 150.99	\$ 154.62	\$ 158.33	\$ 162.13	\$ 166.02	\$ 170.01	\$ 174.09	\$ 178.26	\$ 182.54	\$ 186.92
38	Architect, Information Technology (Senior)	\$ 180.00	\$ 184.32	\$ 188.74	\$ 193.27	\$ 197.91	\$ 202.66	\$ 207.53	\$ 212.51	\$ 217.61	\$ 222.83	\$ 228.18	\$ 233.65
61	Architect, Internet/Web	\$ 107.00	\$ 109.57	\$ 112.20	\$ 114.89	\$ 117.65	\$ 120.47	\$ 123.36	\$ 126.32	\$ 129.36	\$ 132.46	\$ 135.64	\$ 138.89
63	Architect, Systems (Senior)	\$ 180.00	\$ 184.32	\$ 188.74	\$ 193.27	\$ 197.91	\$ 202.66	\$ 207.53	\$ 212.51	\$ 217.61	\$ 222.83	\$ 228.18	\$ 233.65
64	Architect, Systems Design	\$ 143.00	\$ 146.43	\$ 149.95	\$ 153.55	\$ 157.23	\$ 161.00	\$ 164.87	\$ 168.82	\$ 172.88	\$ 177.03	\$ 181.27	\$ 185.62
93	Architectural Historian	\$ 117.00	\$ 119.81	\$ 122.68	\$ 125.63	\$ 128.64	\$ 131.73	\$ 134.89	\$ 138.13	\$ 141.44	\$ 144.84	\$ 148.32	\$ 151.87
110	Audit Manager	\$ 128.00	\$ 131.07	\$ 134.22	\$ 137.44	\$ 140.74	\$ 144.12	\$ 147.57	\$ 151.12	\$ 154.74	\$ 158.46	\$ 162.26	\$ 166.15
111	Audit Supervisor	\$ 149.00	\$ 152.58	\$ 156.24	\$ 159.99	\$ 163.83	\$ 167.76	\$ 171.79	\$ 175.91	\$ 180.13	\$ 184.45	\$ 188.88	\$ 193.41
69	Auditor, IT (Senior)	\$ 133.00	\$ 136.19	\$ 139.46	\$ 142.81	\$ 146.24	\$ 149.74	\$ 153.34	\$ 157.02	\$ 160.79	\$ 164.65	\$ 168.60	\$ 172.64
112	Auditor, Lead	\$ 129.00	\$ 132.10	\$ 135.27	\$ 138.51	\$ 141.84	\$ 145.24	\$ 148.73	\$ 152.30	\$ 155.95	\$ 159.69	\$ 163.53	\$ 167.45
70	Auditor (Senior)	\$ 122.00	\$ 124.93	\$ 127.93	\$ 131.00	\$ 134.14	\$ 137.36	\$ 140.66	\$ 144.03	\$ 147.49	\$ 151.03	\$ 154.65	\$ 158.37
113	Auditor, Staff	\$ 113.00	\$ 115.71	\$ 118.49	\$ 121.33	\$ 124.24	\$ 127.23	\$ 130.28	\$ 133.41	\$ 136.61	\$ 139.89	\$ 143.24	\$ 146.68
72	Business Process Consultant (Senior)	\$ 215.00	\$ 220.16	\$ 225.44	\$ 230.85	\$ 236.39	\$ 242.07	\$ 247.88	\$ 253.83	\$ 259.92	\$ 266.16	\$ 272.54	\$ 279.09
62	Computer Graphics Illustrator	\$ 90.00	\$ 92.16	\$ 94.37	\$ 96.64	\$ 98.96	\$ 101.33	\$ 103.76	\$ 106.25	\$ 108.80	\$ 111.41	\$ 114.09	\$ 116.83
34	Computer Operations Center Specialist	\$ 128.00	\$ 131.07	\$ 134.22	\$ 137.44	\$ 140.74	\$ 144.12	\$ 147.57	\$ 151.12	\$ 154.74	\$ 158.46	\$ 162.26	\$ 166.15
35	Computer Operations Research Analyst	\$ 138.00	\$ 141.31	\$ 144.70	\$ 148.18	\$ 151.73	\$ 155.37	\$ 159.10	\$ 162.92	\$ 166.83	\$ 170.84	\$ 174.94	\$ 179.13

COMPANY NAME: Clavis LLC  
 CONTRACT POC: Valerie Navolio  
 ADDRESS: 5500 Roosevelt Street, Bethesda, MD 20817  
 OFFICE NUMBER: (301) 922-6860  
 FAX NUMBER: (240) 396-5614

  
 AUTHORIZED SIGNATURE  
 President  
 TITLE




Consulting and Technical Services Plus (CATS+)  
Labor Rates

**Attachment F-A1- Labor Rate Schedule**

Record the fully loaded, all inclusive hourly labor rates chargeable during each contract year for the labor categories delineated and defined in Section 2.10 of the RFP

#	LABOR CATEGORY	HOURLY LABOR RATES CONTRACT YEAR*											
		Year 1	Year 2	Year 3	Year 4	Year 5	Year 6	Year 7	Year 8	Year 9	Year 10	Year 11	Year 12
42	Computer Operator	\$ 90.00	\$ 92.16	\$ 94.37	\$ 96.64	\$ 98.96	\$ 101.33	\$ 103.76	\$ 106.25	\$ 108.80	\$ 111.41	\$ 114.09	\$ 116.83
41	Computer Operator (Senior)	\$ 129.00	\$ 132.10	\$ 135.27	\$ 138.51	\$ 141.84	\$ 145.24	\$ 148.73	\$ 152.30	\$ 155.95	\$ 159.69	\$ 163.53	\$ 167.45
15	Computer Programmer (Junior)	\$ 76.00	\$ 77.82	\$ 79.69	\$ 81.60	\$ 83.56	\$ 85.57	\$ 87.62	\$ 89.72	\$ 91.88	\$ 94.08	\$ 96.34	\$ 98.65
14	Computer Programmer (Senior)	\$ 139.00	\$ 142.34	\$ 145.75	\$ 149.25	\$ 152.83	\$ 156.50	\$ 160.26	\$ 164.10	\$ 168.04	\$ 172.07	\$ 176.20	\$ 180.43
7	Computer Specialist	\$ 110.00	\$ 112.64	\$ 115.34	\$ 118.11	\$ 120.95	\$ 123.85	\$ 126.82	\$ 129.87	\$ 132.98	\$ 136.17	\$ 139.44	\$ 142.79
6	Computer Specialist (Senior)	\$ 139.00	\$ 142.34	\$ 145.75	\$ 149.25	\$ 152.83	\$ 156.50	\$ 160.26	\$ 164.10	\$ 168.04	\$ 172.07	\$ 176.20	\$ 180.43
13	Computer Systems Programmer	\$ 96.00	\$ 98.30	\$ 100.66	\$ 103.08	\$ 105.55	\$ 108.09	\$ 110.68	\$ 113.34	\$ 116.06	\$ 118.84	\$ 121.69	\$ 124.62
12	Computer Systems Programmer (Senior)	\$ 136.00	\$ 139.26	\$ 142.61	\$ 146.03	\$ 149.53	\$ 153.12	\$ 156.80	\$ 160.56	\$ 164.41	\$ 168.36	\$ 172.40	\$ 176.54
23	Database Management Specialist (Junior)	\$ 100.00	\$ 102.40	\$ 104.86	\$ 107.37	\$ 109.95	\$ 112.59	\$ 115.29	\$ 118.06	\$ 120.89	\$ 123.79	\$ 126.77	\$ 129.81
22	Database Management Specialist (Senior)	\$ 135.00	\$ 138.24	\$ 141.56	\$ 144.96	\$ 148.43	\$ 152.00	\$ 155.64	\$ 159.38	\$ 163.20	\$ 167.12	\$ 171.13	\$ 175.24
21	Database Manager	\$ 154.00	\$ 157.70	\$ 161.48	\$ 165.36	\$ 169.32	\$ 173.39	\$ 177.55	\$ 181.81	\$ 186.17	\$ 190.64	\$ 195.22	\$ 199.90
55	Documentation Specialist	\$ 101.00	\$ 103.42	\$ 105.91	\$ 108.45	\$ 111.05	\$ 113.72	\$ 116.45	\$ 119.24	\$ 122.10	\$ 125.03	\$ 128.03	\$ 131.11
97	Electrician, Journeyman	\$ 81.00	\$ 82.94	\$ 84.93	\$ 86.97	\$ 89.06	\$ 91.20	\$ 93.39	\$ 95.63	\$ 97.92	\$ 100.27	\$ 102.68	\$ 105.14
96	Electrician, Licensed Master	\$ 164.00	\$ 167.94	\$ 171.97	\$ 176.09	\$ 180.32	\$ 184.65	\$ 189.08	\$ 193.62	\$ 198.26	\$ 203.02	\$ 207.89	\$ 212.88
99	Electricians Helper	\$ 58.00	\$ 59.39	\$ 60.82	\$ 62.28	\$ 63.77	\$ 65.30	\$ 66.87	\$ 68.47	\$ 70.12	\$ 71.80	\$ 73.52	\$ 75.29
101	Engineer, Facility Operations	\$ 127.00	\$ 130.05	\$ 133.17	\$ 136.37	\$ 139.64	\$ 142.99	\$ 146.42	\$ 149.94	\$ 153.53	\$ 157.22	\$ 160.99	\$ 164.86
19	Engineer, Information	\$ 154.00	\$ 157.70	\$ 161.48	\$ 165.36	\$ 169.32	\$ 173.39	\$ 177.55	\$ 181.81	\$ 186.17	\$ 190.64	\$ 195.22	\$ 199.90
18	Engineer, Information (Senior)	\$ 180.00	\$ 184.32	\$ 188.74	\$ 193.27	\$ 197.91	\$ 202.66	\$ 207.53	\$ 212.51	\$ 217.61	\$ 222.83	\$ 228.18	\$ 233.65
52	Engineer, Information Security	\$ 138.00	\$ 141.31	\$ 144.70	\$ 148.18	\$ 151.73	\$ 155.37	\$ 159.10	\$ 162.92	\$ 166.83	\$ 170.84	\$ 174.94	\$ 179.13
33	Engineer, Interdisciplinary	\$ 143.00	\$ 146.43	\$ 149.95	\$ 153.55	\$ 157.23	\$ 161.00	\$ 164.87	\$ 168.82	\$ 172.88	\$ 177.03	\$ 181.27	\$ 185.62
32	Engineer, Interdisciplinary (Senior)	\$ 180.00	\$ 184.32	\$ 188.74	\$ 193.27	\$ 197.91	\$ 202.66	\$ 207.53	\$ 212.51	\$ 217.61	\$ 222.83	\$ 228.18	\$ 233.65
82	Engineer, Network (Junior)	\$ 143.00	\$ 146.43	\$ 149.95	\$ 153.55	\$ 157.23	\$ 161.00	\$ 164.87	\$ 168.82	\$ 172.88	\$ 177.03	\$ 181.27	\$ 185.62
81	Engineer, Network (Senior)	\$ 180.00	\$ 184.32	\$ 188.74	\$ 193.27	\$ 197.91	\$ 202.66	\$ 207.53	\$ 212.51	\$ 217.61	\$ 222.83	\$ 228.18	\$ 233.65
86	Engineer, Network Security	\$ 143.00	\$ 146.43	\$ 149.95	\$ 153.55	\$ 157.23	\$ 161.00	\$ 164.87	\$ 168.82	\$ 172.88	\$ 177.03	\$ 181.27	\$ 185.62
95	Engineer, Radio Frequency	\$ 153.00	\$ 156.67	\$ 160.43	\$ 164.28	\$ 168.23	\$ 172.26	\$ 176.40	\$ 180.63	\$ 184.97	\$ 189.40	\$ 193.95	\$ 198.61
31	Engineer, Software	\$ 138.00	\$ 141.31	\$ 144.70	\$ 148.18	\$ 151.73	\$ 155.37	\$ 159.10	\$ 162.92	\$ 166.83	\$ 170.84	\$ 174.94	\$ 179.13
101	Engineer, Stationary	\$ 117.00	\$ 119.81	\$ 122.68	\$ 125.63	\$ 128.64	\$ 131.73	\$ 134.89	\$ 138.13	\$ 141.44	\$ 144.84	\$ 148.32	\$ 151.87
30	Engineer, Systems	\$ 143.00	\$ 146.43	\$ 149.95	\$ 153.55	\$ 157.23	\$ 161.00	\$ 164.87	\$ 168.82	\$ 172.88	\$ 177.03	\$ 181.27	\$ 185.62
29	Engineer, Systems (Senior)	\$ 180.00	\$ 184.32	\$ 188.74	\$ 193.27	\$ 197.91	\$ 202.66	\$ 207.53	\$ 212.51	\$ 217.61	\$ 222.83	\$ 228.18	\$ 233.65
65	Engineer, Systems Design	\$ 164.00	\$ 167.94	\$ 171.97	\$ 176.09	\$ 180.32	\$ 184.65	\$ 189.08	\$ 193.62	\$ 198.26	\$ 203.02	\$ 207.89	\$ 212.88
99	Facilities Engineering Manager	\$ 138.00	\$ 141.31	\$ 144.70	\$ 148.18	\$ 151.73	\$ 155.37	\$ 159.10	\$ 162.92	\$ 166.83	\$ 170.84	\$ 174.94	\$ 179.13
105	Facilities Specialist Level I	\$ 58.00	\$ 59.39	\$ 60.82	\$ 62.28	\$ 63.77	\$ 65.30	\$ 66.87	\$ 68.47	\$ 70.12	\$ 71.80	\$ 73.52	\$ 75.29

COMPANY NAME: Clavis LLC  
 CONTRACT POC: Valerie Navolio  
 ADDRESS: 5500 Roosevelt Street, Bethesda, MD 20817  
 OFFICE NUMBER: (301) 922-6860  
 FAX NUMBER: (240) 396-5614

  
 \_\_\_\_\_  
 AUTHORIZED SIGNATURE  
 President  
 \_\_\_\_\_  
 TITLE




Consulting and Technical Services Plus (CATS+)  
Labor Rates

**Attachment F-A1- Labor Rate Schedule**

Record the fully loaded, all inclusive hourly labor rates chargeable during each contract year for the labor categories delineated and defined in Section 2.10 of the RFP

#	LABOR CATEGORY	HOURLY LABOR RATES CONTRACT YEAR*											
		Year 1	Year 2	Year 3	Year 4	Year 5	Year 6	Year 7	Year 8	Year 9	Year 10	Year 11	Year 12
104	Facilities Specialist Level II	\$ 63.00	\$ 64.51	\$ 66.06	\$ 67.65	\$ 69.27	\$ 70.93	\$ 72.63	\$ 74.38	\$ 76.16	\$ 77.99	\$ 79.86	\$ 81.78
103	Facilities Specialist Level III	\$ 74.00	\$ 75.78	\$ 77.59	\$ 79.46	\$ 81.36	\$ 83.32	\$ 85.32	\$ 87.36	\$ 89.46	\$ 91.61	\$ 93.81	\$ 96.06
102	Facilities Specialist, Lead	\$ 90.00	\$ 92.16	\$ 94.37	\$ 96.64	\$ 98.96	\$ 101.33	\$ 103.76	\$ 106.25	\$ 108.80	\$ 111.41	\$ 114.09	\$ 116.83
106	Facility Operations Supervisor	\$ 106.00	\$ 108.54	\$ 111.15	\$ 113.82	\$ 116.55	\$ 119.35	\$ 122.21	\$ 125.14	\$ 128.15	\$ 131.22	\$ 134.37	\$ 137.60
90	Geographic Information Systems (GIS) Analyst	\$ 138.00	\$ 141.31	\$ 144.70	\$ 148.18	\$ 151.73	\$ 155.37	\$ 159.10	\$ 162.92	\$ 166.83	\$ 170.84	\$ 174.94	\$ 179.13
91	Geographic Information Systems Specialist	\$ 180.00	\$ 184.32	\$ 188.74	\$ 193.27	\$ 197.91	\$ 202.66	\$ 207.53	\$ 212.51	\$ 217.61	\$ 222.83	\$ 228.18	\$ 233.65
88	Geographic Information Systems Technician I	\$ 101.00	\$ 103.42	\$ 105.91	\$ 108.45	\$ 111.05	\$ 113.72	\$ 116.45	\$ 119.24	\$ 122.10	\$ 125.03	\$ 128.03	\$ 131.11
87	Geographic Information Systems Technician II	\$ 111.00	\$ 113.66	\$ 116.39	\$ 119.19	\$ 122.05	\$ 124.97	\$ 127.97	\$ 131.05	\$ 134.19	\$ 137.41	\$ 140.71	\$ 144.09
89	Geographic Information Systems Technician Trainee	\$ 53.00	\$ 54.27	\$ 55.57	\$ 56.91	\$ 58.27	\$ 59.67	\$ 61.10	\$ 62.57	\$ 64.07	\$ 65.61	\$ 67.19	\$ 68.80
	GeoSpatial Web Developer (Mid-level)	\$ 95.00	\$ 97.28	\$ 99.61	\$ 102.01	\$ 104.45	\$ 106.96	\$ 109.53	\$ 112.16	\$ 114.85	\$ 117.60	\$ 120.43	\$ 123.32
	GeoSpatial Web Developer (Senior)	\$ 128.00	\$ 131.07	\$ 134.22	\$ 137.44	\$ 140.74	\$ 144.12	\$ 147.57	\$ 151.12	\$ 154.74	\$ 158.46	\$ 162.26	\$ 166.15
73	Group Facilitator (Senior)	\$ 212.00	\$ 217.09	\$ 222.30	\$ 227.63	\$ 233.10	\$ 238.69	\$ 244.42	\$ 250.29	\$ 256.29	\$ 262.44	\$ 268.74	\$ 275.19
44	Help Desk Manager	\$ 113.00	\$ 115.71	\$ 118.49	\$ 121.33	\$ 124.24	\$ 127.23	\$ 130.28	\$ 133.41	\$ 136.61	\$ 139.89	\$ 143.24	\$ 146.68
46	Help Desk Specialist (Junior)	\$ 69.00	\$ 70.66	\$ 72.35	\$ 74.09	\$ 75.87	\$ 77.69	\$ 79.55	\$ 81.46	\$ 83.42	\$ 85.42	\$ 87.47	\$ 89.57
45	Help Desk Specialist (Senior)	\$ 94.00	\$ 96.26	\$ 98.57	\$ 100.93	\$ 103.35	\$ 105.83	\$ 108.37	\$ 110.98	\$ 113.64	\$ 116.37	\$ 119.16	\$ 122.02
60	Internet/Intranet Site Developer (Junior)	\$ 85.00	\$ 87.04	\$ 89.13	\$ 91.27	\$ 93.46	\$ 95.70	\$ 98.00	\$ 100.35	\$ 102.76	\$ 105.22	\$ 107.75	\$ 110.34
59	Internet/Intranet Site Developer (Senior)	\$ 135.00	\$ 138.24	\$ 141.56	\$ 144.96	\$ 148.43	\$ 152.00	\$ 155.64	\$ 159.38	\$ 163.20	\$ 167.12	\$ 171.13	\$ 175.24
20	IT Professional (Senior)	\$ 180.00	\$ 184.32	\$ 188.74	\$ 193.27	\$ 197.91	\$ 202.66	\$ 207.53	\$ 212.51	\$ 217.61	\$ 222.83	\$ 228.18	\$ 233.65
75	Market Research Consultant (Senior)	\$ 108.00	\$ 108.54	\$ 111.15	\$ 113.82	\$ 116.55	\$ 119.35	\$ 122.21	\$ 125.14	\$ 128.15	\$ 131.22	\$ 134.37	\$ 137.60
74	Marketing Consultant (Senior)	\$ 180.00	\$ 184.32	\$ 188.74	\$ 193.27	\$ 197.91	\$ 202.66	\$ 207.53	\$ 212.51	\$ 217.61	\$ 222.83	\$ 228.18	\$ 233.65
83	Network Administrator	\$ 110.00	\$ 112.64	\$ 115.34	\$ 118.11	\$ 120.95	\$ 123.85	\$ 126.82	\$ 129.87	\$ 132.98	\$ 136.17	\$ 139.44	\$ 142.79
80	Network Manager	\$ 130.00	\$ 133.12	\$ 136.31	\$ 139.59	\$ 142.94	\$ 146.37	\$ 149.88	\$ 153.48	\$ 157.16	\$ 160.93	\$ 164.79	\$ 168.75
85	Network Technician (Junior)	\$ 69.00	\$ 70.66	\$ 72.35	\$ 74.09	\$ 75.87	\$ 77.69	\$ 79.55	\$ 81.46	\$ 83.42	\$ 85.42	\$ 87.47	\$ 89.57
84	Network Technician (Senior)	\$ 90.00	\$ 92.16	\$ 94.37	\$ 96.64	\$ 98.96	\$ 101.33	\$ 103.76	\$ 106.25	\$ 108.80	\$ 111.41	\$ 114.09	\$ 116.83
43	Office Automation Specialist	\$ 71.00	\$ 72.70	\$ 74.45	\$ 76.24	\$ 78.07	\$ 79.94	\$ 81.86	\$ 83.82	\$ 85.83	\$ 87.89	\$ 90.00	\$ 92.16
36	Operations Research Analyst (Senior)	\$ 180.00	\$ 184.32	\$ 188.74	\$ 193.27	\$ 197.91	\$ 202.66	\$ 207.53	\$ 212.51	\$ 217.61	\$ 222.83	\$ 228.18	\$ 233.65
108	Operator Level I	\$ 90.00	\$ 92.16	\$ 94.37	\$ 96.64	\$ 98.96	\$ 101.33	\$ 103.76	\$ 106.25	\$ 108.80	\$ 111.41	\$ 114.09	\$ 116.83
107	Operator Level II	\$ 97.00	\$ 99.33	\$ 101.71	\$ 104.15	\$ 106.65	\$ 109.21	\$ 111.83	\$ 114.52	\$ 117.27	\$ 120.08	\$ 122.96	\$ 125.91
109	Photographer	\$ 95.00	\$ 97.28	\$ 99.61	\$ 102.01	\$ 104.45	\$ 106.96	\$ 109.53	\$ 112.16	\$ 114.85	\$ 117.60	\$ 120.43	\$ 123.32
39	Planner, Information Technology (Senior)	\$ 170.00	\$ 174.08	\$ 178.26	\$ 182.54	\$ 186.92	\$ 191.40	\$ 196.00	\$ 200.70	\$ 205.52	\$ 210.45	\$ 215.50	\$ 220.67
58	Program Administration Specialist	\$ 106.00	\$ 108.54	\$ 111.15	\$ 113.82	\$ 116.55	\$ 119.35	\$ 122.21	\$ 125.14	\$ 128.15	\$ 131.22	\$ 134.37	\$ 137.60
1	Program Manager	\$ 215.00	\$ 220.16	\$ 225.44	\$ 230.85	\$ 236.39	\$ 242.07	\$ 247.88	\$ 253.83	\$ 259.92	\$ 266.16	\$ 272.54	\$ 279.09

COMPANY NAME: Clavis LLC  
 CONTRACT POC: Valerie Navolio  
 ADDRESS: 5500 Roosevelt Street, Bethesda, MD 20817  
 OFFICE NUMBER: (301) 922-6860  
 FAX NUMBER: (240) 396-5614

  
 AUTHORIZED SIGNATURE  
 President  
 TITLE



Consulting and Technical Services Plus (CATS+)  
Labor Rates


**Attachment F-A1- Labor Rate Schedule**

Record the fully loaded, all inclusive hourly labor rates chargeable during each contract year for the labor categories delineated and defined in Section 2.10 of the RFP

#	LABOR CATEGORY	HOURLY LABOR RATES CONTRACT YEAR*											
		Year 1	Year 2	Year 3	Year 4	Year 5	Year 6	Year 7	Year 8	Year 9	Year 10	Year 11	Year 12
57	Project Control Specialist	\$ 106.00	\$ 108.54	\$ 111.15	\$ 113.82	\$ 116.55	\$ 119.35	\$ 122.21	\$ 125.14	\$ 128.15	\$ 131.22	\$ 134.37	\$ 137.60
2	Project Manager	\$ 180.00	\$ 184.32	\$ 188.74	\$ 193.27	\$ 197.91	\$ 202.66	\$ 207.53	\$ 212.51	\$ 217.61	\$ 222.83	\$ 228.18	\$ 233.65
25	Quality Assurance Consultant (Senior)	\$ 218.00	\$ 223.23	\$ 228.59	\$ 234.08	\$ 239.69	\$ 245.45	\$ 251.34	\$ 257.37	\$ 263.55	\$ 269.87	\$ 276.35	\$ 282.98
24	Quality Assurance Manager	\$ 195.00	\$ 199.68	\$ 204.47	\$ 209.38	\$ 214.40	\$ 219.55	\$ 224.82	\$ 230.22	\$ 235.74	\$ 241.40	\$ 247.19	\$ 253.12
26	Quality Assurance Specialist	\$ 180.00	\$ 184.32	\$ 188.74	\$ 193.27	\$ 197.91	\$ 202.66	\$ 207.53	\$ 212.51	\$ 217.61	\$ 222.83	\$ 228.18	\$ 233.65
71	Risk Assessment Consultant (Senior)	\$ 185.00	\$ 189.44	\$ 193.99	\$ 198.64	\$ 203.41	\$ 208.29	\$ 213.29	\$ 218.41	\$ 223.65	\$ 229.02	\$ 234.52	\$ 240.14
49	Security, Computer Systems Specialist	\$ 143.00	\$ 146.43	\$ 149.95	\$ 153.55	\$ 157.23	\$ 161.00	\$ 164.87	\$ 168.82	\$ 172.88	\$ 177.03	\$ 181.27	\$ 185.62
50	Security, Data Specialist	\$ 133.00	\$ 136.19	\$ 139.46	\$ 142.81	\$ 146.24	\$ 149.74	\$ 153.34	\$ 157.02	\$ 160.79	\$ 164.65	\$ 168.60	\$ 172.64
4	Subject Matter Expert	\$ 149.00	\$ 152.58	\$ 156.24	\$ 159.99	\$ 163.83	\$ 167.76	\$ 171.79	\$ 175.91	\$ 180.13	\$ 184.45	\$ 188.88	\$ 193.41
3	Subject Matter Expert (Senior)	\$ 180.00	\$ 184.32	\$ 188.74	\$ 193.27	\$ 197.91	\$ 202.66	\$ 207.53	\$ 212.51	\$ 217.61	\$ 222.83	\$ 228.18	\$ 233.65
94	Systems Analyst, Wireless	\$ 180.00	\$ 184.32	\$ 188.74	\$ 193.27	\$ 197.91	\$ 202.66	\$ 207.53	\$ 212.51	\$ 217.61	\$ 222.83	\$ 228.18	\$ 233.65
53	System Security Research Analyst	\$ 135.00	\$ 138.24	\$ 141.56	\$ 144.96	\$ 148.43	\$ 152.00	\$ 155.64	\$ 159.38	\$ 163.20	\$ 167.12	\$ 171.13	\$ 175.24
51	Systems Security Specialist	\$ 149.00	\$ 152.58	\$ 156.24	\$ 159.99	\$ 163.83	\$ 167.76	\$ 171.79	\$ 175.91	\$ 180.13	\$ 184.45	\$ 188.88	\$ 193.41
48	Systems Security Specialist (Senior)	\$ 139.00	\$ 142.34	\$ 145.75	\$ 149.25	\$ 152.83	\$ 156.50	\$ 160.26	\$ 164.10	\$ 168.04	\$ 172.07	\$ 176.20	\$ 180.43
78	Telecommunications Consultant (Senior)	\$ 183.00	\$ 187.39	\$ 191.89	\$ 196.49	\$ 201.21	\$ 206.04	\$ 210.98	\$ 216.05	\$ 221.23	\$ 226.54	\$ 231.98	\$ 237.55
77	Telecommunications Engineer	\$ 149.00	\$ 152.58	\$ 156.24	\$ 159.99	\$ 163.83	\$ 167.76	\$ 171.79	\$ 175.91	\$ 180.13	\$ 184.45	\$ 188.88	\$ 193.41
76	Telecommunications Engineer (Senior)	\$ 180.00	\$ 184.32	\$ 188.74	\$ 193.27	\$ 197.91	\$ 202.66	\$ 207.53	\$ 212.51	\$ 217.61	\$ 222.83	\$ 228.18	\$ 233.65
79	Telecommunications, System Analyst	\$ 149.00	\$ 152.58	\$ 156.24	\$ 159.99	\$ 163.83	\$ 167.76	\$ 171.79	\$ 175.91	\$ 180.13	\$ 184.45	\$ 188.88	\$ 193.41
27	Testing Specialist	\$ 95.00	\$ 97.28	\$ 99.61	\$ 102.01	\$ 104.45	\$ 106.96	\$ 109.53	\$ 112.16	\$ 114.85	\$ 117.60	\$ 120.43	\$ 123.32
28	Training Specialist/Instructor	\$ 95.00	\$ 97.28	\$ 99.61	\$ 102.01	\$ 104.45	\$ 106.96	\$ 109.53	\$ 112.16	\$ 114.85	\$ 117.60	\$ 120.43	\$ 123.32
56	Writer/Editor, Technical	\$ 111.00	\$ 113.66	\$ 116.39	\$ 119.19	\$ 122.05	\$ 124.97	\$ 127.97	\$ 131.05	\$ 134.19	\$ 137.41	\$ 140.71	\$ 144.09

\* Contract year one begins on the date of contract award and continues for one year, contract year two begins one year after contract award and continues one year, etc.

COMPANY NAME: Clavis LLC  
 CONTRACT POC: Valerie Navolio  
 ADDRESS: 5500 Roosevelt Street, Bethesda, MD 20817  
 OFFICE NUMBER: (301) 922-6860  
 FAX NUMBER: (240) 396-5614

  
 AUTHORIZED SIGNATURE  
 President  
 TITLE


Consulting and Technical Services Plus (CATS+)  
 Commission Only Pricing

**Table F-A2, Commission Only Percentage for Telecommunication Audits (as defined in 2.3.9.1)**

COMMISSION ONLY PERCENTAGE CONTRACT YEAR*												
	Year 1	Year 2	Year 3	Year 4	Year 5	Year 6	Year 7	Year 8	Year 9	Year 10	Year 11	Year 12
	Offeror Percentage	Offeror Percentage	Offeror Percentage	Offeror Percentage	Offeror Percentage	Offeror Percentage	Offeror Percentage	Offeror Percentage	Offeror Percentage	Offeror Percentage	Offeror Percentage	Offeror Percentage
<b>Commission Only Percentage</b>	<b>35</b>	<b>35</b>	<b>35</b>	<b>35</b>	<b>35</b>	<b>35</b>	<b>35</b>	<b>35</b>	<b>35</b>	<b>35</b>	<b>35</b>	<b>35</b>

\* Contract year one begins on the date of contract award and continues for one year, contract year two begins one year after contract award and continues one year, etc.

**COMPANY NAME:** Clavis LLC  
**CONTRACT POC:** Valerie Navolio  
**ADDRESS:** 5500 Roosevelt Street, Bethesda, MD 20817  
**OFFICE NUMBER:** (301) 922-6860  
**FAX NUMBER:** (240) 396-5614

  
 \_\_\_\_\_  
**AUTHORIZED SIGNATURE**  
 President  
 \_\_\_\_\_  
**TITLE**