

Consulting and Technical Services Plus (CATS+)


Labor Rates

Attachment F-A1- Labor Rate Schedule

Record the fully loaded, all inclusive hourly labor rates chargeable during each contract year for the labor categories delineated and defined in Section 2.10 of the RFP

| # | LABOR CATEGORY | HOURLY LABOR RATES CONTRACT YEAR* | | | | | | | | | | | |
|-----|---|-----------------------------------|---------------|---------------|---------------|---------------|---------------|---------------|---------------|---------------|---------------|---------------|---------------|
| | | Year 1 | Year 2 | Year 3 | Year 4 | Year 5 | Year 6 | Year 7 | Year 8 | Year 9 | Year 10 | Year 11 | Year 12 |
| | | Offeror Price | Offeror Price | Offeror Price | Offeror Price | Offeror Price | Offeror Price | Offeror Price | Offeror Price | Offeror Price | Offeror Price | Offeror Price | Offeror Price |
| 66 | Accountant, Cost (Senior) | \$ 174.14 | \$ 179.37 | \$ 184.75 | \$ 190.29 | \$ 196.00 | \$ 201.88 | \$ 207.94 | \$ 214.18 | \$ 220.61 | \$ 227.23 | \$ 234.05 | \$ 241.07 |
| 47 | Administrator, Systems | \$ 86.65 | \$ 89.25 | \$ 91.93 | \$ 94.69 | \$ 97.53 | \$ 100.46 | \$ 103.47 | \$ 106.57 | \$ 109.77 | \$ 113.06 | \$ 116.45 | \$ 119.94 |
| 5 | Analyst, Computer Software/Integration (Senior) | \$ 174.14 | \$ 179.37 | \$ 184.75 | \$ 190.29 | \$ 196.00 | \$ 201.88 | \$ 207.94 | \$ 214.18 | \$ 220.61 | \$ 227.23 | \$ 234.05 | \$ 241.07 |
| 9 | Analyst, Computer Systems (Junior) | \$ 101.08 | \$ 104.11 | \$ 107.23 | \$ 110.45 | \$ 113.76 | \$ 117.17 | \$ 120.69 | \$ 124.31 | \$ 128.04 | \$ 131.88 | \$ 135.84 | \$ 139.92 |
| 8 | Analyst, Computer Systems (Senior) | \$ 174.14 | \$ 179.37 | \$ 184.75 | \$ 190.29 | \$ 196.00 | \$ 201.88 | \$ 207.94 | \$ 214.18 | \$ 220.61 | \$ 227.23 | \$ 234.05 | \$ 241.07 |
| 68 | Analyst, Financial | \$ 132.04 | \$ 136.00 | \$ 140.08 | \$ 144.28 | \$ 148.61 | \$ 153.07 | \$ 157.66 | \$ 162.39 | \$ 167.26 | \$ 172.28 | \$ 177.45 | \$ 182.77 |
| 67 | Analyst, Financial (Senior) | \$ 174.14 | \$ 179.37 | \$ 184.75 | \$ 190.29 | \$ 196.00 | \$ 201.88 | \$ 207.94 | \$ 214.18 | \$ 220.61 | \$ 227.23 | \$ 234.05 | \$ 241.07 |
| 54 | Analyst, Research | \$ 86.65 | \$ 89.25 | \$ 91.93 | \$ 94.69 | \$ 97.53 | \$ 100.46 | \$ 103.47 | \$ 106.57 | \$ 109.77 | \$ 113.06 | \$ 116.45 | \$ 119.94 |
| 37 | Analyst, Systems (Senior) | \$ 174.14 | \$ 179.37 | \$ 184.75 | \$ 190.29 | \$ 196.00 | \$ 201.88 | \$ 207.94 | \$ 214.18 | \$ 220.61 | \$ 227.23 | \$ 234.05 | \$ 241.07 |
| 17 | Application Developer, Advanced Technology | \$ 93.94 | \$ 96.75 | \$ 99.65 | \$ 102.64 | \$ 105.72 | \$ 108.89 | \$ 112.16 | \$ 115.52 | \$ 118.99 | \$ 122.56 | \$ 126.24 | \$ 130.03 |
| 16 | Application Developer, Advanced Technology (Senior) | \$ 101.08 | \$ 104.11 | \$ 107.23 | \$ 110.45 | \$ 113.76 | \$ 117.17 | \$ 120.69 | \$ 124.31 | \$ 128.04 | \$ 131.88 | \$ 135.84 | \$ 139.92 |
| 11 | Applications Development Expert | \$ 174.14 | \$ 179.37 | \$ 184.75 | \$ 190.29 | \$ 196.00 | \$ 201.88 | \$ 207.94 | \$ 214.18 | \$ 220.61 | \$ 227.23 | \$ 234.05 | \$ 241.07 |
| 10 | Applications Programmer | \$ 132.04 | \$ 136.00 | \$ 140.08 | \$ 144.28 | \$ 148.61 | \$ 153.07 | \$ 157.66 | \$ 162.39 | \$ 167.26 | \$ 172.28 | \$ 177.45 | \$ 182.77 |
| 92 | Archeologist /Historic Preservation Specialist | \$ 112.31 | \$ 115.68 | \$ 119.15 | \$ 122.72 | \$ 126.40 | \$ 130.19 | \$ 134.10 | \$ 138.12 | \$ 142.26 | \$ 146.53 | \$ 150.93 | \$ 155.46 |
| 40 | Architect, Application (Senior) | \$ 193.99 | \$ 199.81 | \$ 205.80 | \$ 211.97 | \$ 218.33 | \$ 224.88 | \$ 231.63 | \$ 238.58 | \$ 245.74 | \$ 253.11 | \$ 260.70 | \$ 268.52 |
| 38 | Architect, Information Technology (Senior) | \$ 184.08 | \$ 189.60 | \$ 195.29 | \$ 201.15 | \$ 207.18 | \$ 213.40 | \$ 219.80 | \$ 226.39 | \$ 233.18 | \$ 240.18 | \$ 247.39 | \$ 254.81 |
| 61 | Architect, Internet/Web | \$ 123.00 | \$ 126.69 | \$ 130.49 | \$ 134.40 | \$ 138.43 | \$ 142.58 | \$ 146.86 | \$ 151.27 | \$ 155.81 | \$ 160.48 | \$ 165.29 | \$ 170.25 |
| 63 | Architect, Systems (Senior) | \$ 123.00 | \$ 126.69 | \$ 130.49 | \$ 134.40 | \$ 138.43 | \$ 142.58 | \$ 146.86 | \$ 151.27 | \$ 155.81 | \$ 160.48 | \$ 165.29 | \$ 170.25 |
| 64 | Architect, Systems Design | \$ 147.28 | \$ 151.69 | \$ 156.24 | \$ 160.93 | \$ 165.76 | \$ 170.73 | \$ 175.85 | \$ 181.13 | \$ 186.56 | \$ 192.16 | \$ 197.92 | \$ 203.86 |
| 93 | Architectural Historian | \$ 123.00 | \$ 126.69 | \$ 130.49 | \$ 134.40 | \$ 138.43 | \$ 142.58 | \$ 146.86 | \$ 151.27 | \$ 155.81 | \$ 160.48 | \$ 165.29 | \$ 170.25 |
| 110 | Audit Manager | \$ 108.24 | \$ 111.49 | \$ 114.83 | \$ 118.27 | \$ 121.82 | \$ 125.47 | \$ 129.23 | \$ 133.11 | \$ 137.10 | \$ 141.21 | \$ 145.45 | \$ 149.81 |
| 111 | Audit Supervisor | \$ 93.94 | \$ 96.75 | \$ 99.65 | \$ 102.64 | \$ 105.72 | \$ 108.89 | \$ 112.16 | \$ 115.52 | \$ 118.99 | \$ 122.56 | \$ 126.24 | \$ 130.03 |
| 69 | Auditor, IT (Senior) | \$ 210.40 | \$ 216.71 | \$ 223.21 | \$ 229.91 | \$ 236.81 | \$ 243.91 | \$ 251.23 | \$ 258.77 | \$ 266.53 | \$ 274.53 | \$ 282.77 | \$ 291.25 |
| 112 | Auditor, Lead | \$ 93.94 | \$ 96.75 | \$ 99.65 | \$ 102.64 | \$ 105.72 | \$ 108.89 | \$ 112.16 | \$ 115.52 | \$ 118.99 | \$ 122.56 | \$ 126.24 | \$ 130.03 |
| 70 | Auditor (Senior) | \$ 184.08 | \$ 189.60 | \$ 195.29 | \$ 201.15 | \$ 207.18 | \$ 213.40 | \$ 219.80 | \$ 226.39 | \$ 233.18 | \$ 240.18 | \$ 247.39 | \$ 254.81 |
| 113 | Auditor, Staff | \$ 91.56 | \$ 94.31 | \$ 97.14 | \$ 100.05 | \$ 103.05 | \$ 106.14 | \$ 109.32 | \$ 112.60 | \$ 115.98 | \$ 119.46 | \$ 123.04 | \$ 126.73 |
| 72 | Business Process Consultant (Senior) | \$ 174.14 | \$ 179.37 | \$ 184.75 | \$ 190.29 | \$ 196.00 | \$ 201.88 | \$ 207.94 | \$ 214.18 | \$ 220.61 | \$ 227.23 | \$ 234.05 | \$ 241.07 |
| 62 | Computer Graphics Illustrator | \$ 86.65 | \$ 89.25 | \$ 91.93 | \$ 94.69 | \$ 97.53 | \$ 100.46 | \$ 103.47 | \$ 106.57 | \$ 109.77 | \$ 113.06 | \$ 116.45 | \$ 119.94 |
| 34 | Computer Operations Center Specialist | \$ 132.04 | \$ 136.00 | \$ 140.08 | \$ 144.28 | \$ 148.61 | \$ 153.07 | \$ 157.66 | \$ 162.39 | \$ 167.26 | \$ 172.28 | \$ 177.45 | \$ 182.77 |
| 35 | Computer Operations Research Analyst | \$ 93.94 | \$ 96.75 | \$ 99.65 | \$ 102.64 | \$ 105.72 | \$ 108.89 | \$ 112.16 | \$ 115.52 | \$ 118.99 | \$ 122.56 | \$ 126.24 | \$ 130.03 |
| 42 | Computer Operator | \$ 91.56 | \$ 94.31 | \$ 97.14 | \$ 100.05 | \$ 103.05 | \$ 106.14 | \$ 109.32 | \$ 112.60 | \$ 115.98 | \$ 119.46 | \$ 123.04 | \$ 126.73 |
| 41 | Computer Operator (Senior) | \$ 93.94 | \$ 96.75 | \$ 99.65 | \$ 102.64 | \$ 105.72 | \$ 108.89 | \$ 112.16 | \$ 115.52 | \$ 118.99 | \$ 122.56 | \$ 126.24 | \$ 130.03 |
| 15 | Computer Programmer (Junior) | \$ 101.08 | \$ 104.11 | \$ 107.23 | \$ 110.45 | \$ 113.76 | \$ 117.17 | \$ 120.69 | \$ 124.31 | \$ 128.04 | \$ 131.88 | \$ 135.84 | \$ 139.92 |
| 14 | Computer Programmer (Senior) | \$ 174.14 | \$ 179.37 | \$ 184.75 | \$ 190.29 | \$ 196.00 | \$ 201.88 | \$ 207.94 | \$ 214.18 | \$ 220.61 | \$ 227.23 | \$ 234.05 | \$ 241.07 |
| 7 | Computer Specialist | \$ 132.04 | \$ 136.00 | \$ 140.08 | \$ 144.28 | \$ 148.61 | \$ 153.07 | \$ 157.66 | \$ 162.39 | \$ 167.26 | \$ 172.28 | \$ 177.45 | \$ 182.77 |
| 6 | Computer Specialist (Senior) | \$ 174.14 | \$ 179.37 | \$ 184.75 | \$ 190.29 | \$ 196.00 | \$ 201.88 | \$ 207.94 | \$ 214.18 | \$ 220.61 | \$ 227.23 | \$ 234.05 | \$ 241.07 |

COMPANY NAME: Grant Thornton LLP
 CONTRACT POC: Anthony Hernandez
 ADDRESS: 333 John Carlyle Street, Suite 500
 Alexandria, VA 22314
 OFFICE NUMBER: 215.701.8870
 FAX NUMBER: 703.837.4455



AUTHORIZED SIGNATURE

Principal

FEIN: [Redacted]

Consulting and Technical Services Plus (CATS+)


Labor Rates

Attachment F-A1- Labor Rate Schedule

Record the fully loaded, all inclusive hourly labor rates chargeable during each contract year for the labor categories delineated and defined in Section 2.10 of the RFP

| # | LABOR CATEGORY | HOURLY LABOR RATES CONTRACT YEAR* | | | | | | | | | | | |
|-----|---|-----------------------------------|-----------|-----------|-----------|-----------|-----------|-----------|-----------|-----------|-----------|-----------|-----------|
| | | Year 1 | Year 2 | Year 3 | Year 4 | Year 5 | Year 6 | Year 7 | Year 8 | Year 9 | Year 10 | Year 11 | Year 12 |
| 13 | Computer Systems Programmer | \$ 132.04 | \$ 136.00 | \$ 140.08 | \$ 144.28 | \$ 148.61 | \$ 153.07 | \$ 157.66 | \$ 162.39 | \$ 167.26 | \$ 172.28 | \$ 177.45 | \$ 182.77 |
| 12 | Computer Systems Programmer (Senior) | \$ 244.60 | \$ 251.93 | \$ 259.49 | \$ 267.27 | \$ 275.29 | \$ 283.55 | \$ 292.06 | \$ 300.82 | \$ 309.84 | \$ 319.14 | \$ 328.71 | \$ 338.57 |
| 23 | Database Management Specialist (Junior) | \$ 101.08 | \$ 104.11 | \$ 107.23 | \$ 110.45 | \$ 113.76 | \$ 117.17 | \$ 120.69 | \$ 124.31 | \$ 128.04 | \$ 131.88 | \$ 135.84 | \$ 139.92 |
| 22 | Database Management Specialist (Senior) | \$ 141.10 | \$ 145.33 | \$ 149.69 | \$ 154.18 | \$ 158.81 | \$ 163.57 | \$ 168.48 | \$ 173.53 | \$ 178.74 | \$ 184.10 | \$ 189.62 | \$ 195.31 |
| 21 | Database Manager | \$ 153.46 | \$ 158.06 | \$ 162.80 | \$ 167.68 | \$ 172.71 | \$ 177.89 | \$ 183.23 | \$ 188.73 | \$ 194.39 | \$ 200.22 | \$ 206.23 | \$ 212.42 |
| 55 | Documentation Specialist | \$ 91.56 | \$ 94.31 | \$ 97.14 | \$ 100.05 | \$ 103.05 | \$ 106.14 | \$ 109.32 | \$ 112.60 | \$ 115.98 | \$ 119.46 | \$ 123.04 | \$ 126.73 |
| 97 | Electrician, Journeyman | \$ 83.60 | \$ 86.11 | \$ 88.69 | \$ 91.35 | \$ 94.09 | \$ 96.91 | \$ 99.82 | \$ 102.81 | \$ 105.89 | \$ 109.07 | \$ 112.34 | \$ 115.71 |
| 96 | Electrician, Licensed Master | \$ 85.76 | \$ 88.34 | \$ 90.99 | \$ 93.72 | \$ 96.53 | \$ 99.43 | \$ 102.41 | \$ 105.48 | \$ 108.64 | \$ 111.90 | \$ 115.26 | \$ 118.72 |
| 99 | Electricians Helper | \$ 79.12 | \$ 81.49 | \$ 83.93 | \$ 86.45 | \$ 89.04 | \$ 91.71 | \$ 94.46 | \$ 97.29 | \$ 100.21 | \$ 103.22 | \$ 106.32 | \$ 109.51 |
| 101 | Engineer, Facility Operations | \$ 149.57 | \$ 154.06 | \$ 158.68 | \$ 163.44 | \$ 168.34 | \$ 173.39 | \$ 178.59 | \$ 183.95 | \$ 189.47 | \$ 195.15 | \$ 201.00 | \$ 207.03 |
| 19 | Engineer, Information | \$ 123.00 | \$ 126.69 | \$ 130.49 | \$ 134.40 | \$ 138.43 | \$ 142.58 | \$ 146.86 | \$ 151.27 | \$ 155.81 | \$ 160.48 | \$ 165.29 | \$ 170.25 |
| 18 | Engineer, Information (Senior) | \$ 174.14 | \$ 179.37 | \$ 184.75 | \$ 190.29 | \$ 196.00 | \$ 201.88 | \$ 207.94 | \$ 214.18 | \$ 220.61 | \$ 227.23 | \$ 234.05 | \$ 241.07 |
| 52 | Engineer, Information Security | \$ 174.14 | \$ 179.37 | \$ 184.75 | \$ 190.29 | \$ 196.00 | \$ 201.88 | \$ 207.94 | \$ 214.18 | \$ 220.61 | \$ 227.23 | \$ 234.05 | \$ 241.07 |
| 33 | Engineer, Interdisciplinary | \$ 132.04 | \$ 136.00 | \$ 140.08 | \$ 144.28 | \$ 148.61 | \$ 153.07 | \$ 157.66 | \$ 162.39 | \$ 167.26 | \$ 172.28 | \$ 177.45 | \$ 182.77 |
| 32 | Engineer, Interdisciplinary (Senior) | \$ 174.14 | \$ 179.37 | \$ 184.75 | \$ 190.29 | \$ 196.00 | \$ 201.88 | \$ 207.94 | \$ 214.18 | \$ 220.61 | \$ 227.23 | \$ 234.05 | \$ 241.07 |
| 82 | Engineer, Network (Junior) | \$ 174.14 | \$ 179.37 | \$ 184.75 | \$ 190.29 | \$ 196.00 | \$ 201.88 | \$ 207.94 | \$ 214.18 | \$ 220.61 | \$ 227.23 | \$ 234.05 | \$ 241.07 |
| 81 | Engineer, Network (Senior) | \$ 184.08 | \$ 189.60 | \$ 195.29 | \$ 201.15 | \$ 207.18 | \$ 213.40 | \$ 219.80 | \$ 226.39 | \$ 233.18 | \$ 240.18 | \$ 247.39 | \$ 254.81 |
| 86 | Engineer, Network Security | \$ 174.14 | \$ 179.37 | \$ 184.75 | \$ 190.29 | \$ 196.00 | \$ 201.88 | \$ 207.94 | \$ 214.18 | \$ 220.61 | \$ 227.23 | \$ 234.05 | \$ 241.07 |
| 95 | Engineer, Radio Frequency | \$ 128.83 | \$ 132.70 | \$ 136.68 | \$ 140.78 | \$ 145.00 | \$ 149.35 | \$ 153.83 | \$ 158.44 | \$ 163.19 | \$ 168.09 | \$ 173.13 | \$ 178.32 |
| 31 | Engineer, Software | \$ 108.24 | \$ 111.49 | \$ 114.83 | \$ 118.27 | \$ 121.82 | \$ 125.47 | \$ 129.23 | \$ 133.11 | \$ 137.10 | \$ 141.21 | \$ 145.45 | \$ 149.81 |
| 101 | Engineer, Stationary | \$ 163.82 | \$ 168.74 | \$ 173.80 | \$ 179.01 | \$ 184.38 | \$ 189.91 | \$ 195.61 | \$ 201.48 | \$ 207.52 | \$ 213.75 | \$ 220.16 | \$ 226.76 |
| 30 | Engineer, Systems | \$ 101.08 | \$ 104.11 | \$ 107.23 | \$ 110.45 | \$ 113.76 | \$ 117.17 | \$ 120.69 | \$ 124.31 | \$ 128.04 | \$ 131.88 | \$ 135.84 | \$ 139.92 |
| 29 | Engineer, Systems (Senior) | \$ 141.10 | \$ 145.33 | \$ 149.69 | \$ 154.18 | \$ 158.81 | \$ 163.57 | \$ 168.48 | \$ 173.53 | \$ 178.74 | \$ 184.10 | \$ 189.62 | \$ 195.31 |
| 65 | Engineer, Systems Design | \$ 147.28 | \$ 151.69 | \$ 156.24 | \$ 160.93 | \$ 165.76 | \$ 170.73 | \$ 175.85 | \$ 181.13 | \$ 186.56 | \$ 192.16 | \$ 197.92 | \$ 203.86 |
| 99 | Facilities Engineering Manager | \$ 174.14 | \$ 179.37 | \$ 184.75 | \$ 190.29 | \$ 196.00 | \$ 201.88 | \$ 207.94 | \$ 214.18 | \$ 220.61 | \$ 227.23 | \$ 234.05 | \$ 241.07 |
| 105 | Facilities Specialist Level I | \$ 86.65 | \$ 89.25 | \$ 91.93 | \$ 94.69 | \$ 97.53 | \$ 100.46 | \$ 103.47 | \$ 106.57 | \$ 109.77 | \$ 113.06 | \$ 116.45 | \$ 119.94 |
| 104 | Facilities Specialist Level II | \$ 86.65 | \$ 89.25 | \$ 91.93 | \$ 94.69 | \$ 97.53 | \$ 100.46 | \$ 103.47 | \$ 106.57 | \$ 109.77 | \$ 113.06 | \$ 116.45 | \$ 119.94 |
| 103 | Facilities Specialist Level III | \$ 91.56 | \$ 94.31 | \$ 97.14 | \$ 100.05 | \$ 103.05 | \$ 106.14 | \$ 109.32 | \$ 112.60 | \$ 115.98 | \$ 119.46 | \$ 123.04 | \$ 126.73 |
| 102 | Facilities Specialist, Lead | \$ 93.94 | \$ 96.75 | \$ 99.65 | \$ 102.64 | \$ 105.72 | \$ 108.89 | \$ 112.16 | \$ 115.52 | \$ 118.99 | \$ 122.56 | \$ 126.24 | \$ 130.03 |
| 106 | Facility Operations Supervisor | \$ 92.28 | \$ 95.05 | \$ 97.90 | \$ 100.84 | \$ 103.87 | \$ 106.99 | \$ 110.20 | \$ 113.51 | \$ 116.92 | \$ 120.43 | \$ 124.04 | \$ 127.76 |
| 90 | Geographic Information Systems (GIS) Analyst | \$ 93.94 | \$ 96.75 | \$ 99.65 | \$ 102.64 | \$ 105.72 | \$ 108.89 | \$ 112.16 | \$ 115.52 | \$ 118.99 | \$ 122.56 | \$ 126.24 | \$ 130.03 |
| 91 | Geographic Information Systems Specialist | \$ 93.94 | \$ 96.75 | \$ 99.65 | \$ 102.64 | \$ 105.72 | \$ 108.89 | \$ 112.16 | \$ 115.52 | \$ 118.99 | \$ 122.56 | \$ 126.24 | \$ 130.03 |
| 88 | Geographic Information Systems Technician I | \$ 93.94 | \$ 96.75 | \$ 99.65 | \$ 102.64 | \$ 105.72 | \$ 108.89 | \$ 112.16 | \$ 115.52 | \$ 118.99 | \$ 122.56 | \$ 126.24 | \$ 130.03 |
| 87 | Geographic Information Systems Technician II | \$ 101.08 | \$ 104.11 | \$ 107.23 | \$ 110.45 | \$ 113.76 | \$ 117.17 | \$ 120.69 | \$ 124.31 | \$ 128.04 | \$ 131.88 | \$ 135.84 | \$ 139.92 |
| 89 | Geographic Information Systems Technician Trainee | \$ 86.65 | \$ 89.25 | \$ 91.93 | \$ 94.69 | \$ 97.53 | \$ 100.46 | \$ 103.47 | \$ 106.57 | \$ 109.77 | \$ 113.06 | \$ 116.45 | \$ 119.94 |
| | GeoSpatial Web Developer (Mid-level) | \$ 101.08 | \$ 104.11 | \$ 107.23 | \$ 110.45 | \$ 113.76 | \$ 117.17 | \$ 120.69 | \$ 124.31 | \$ 128.04 | \$ 131.88 | \$ 135.84 | \$ 139.92 |
| | GeoSpatial Web Developer (Senior) | \$ 108.24 | \$ 111.49 | \$ 114.83 | \$ 118.27 | \$ 121.82 | \$ 125.47 | \$ 129.23 | \$ 133.11 | \$ 137.10 | \$ 141.21 | \$ 145.45 | \$ 149.81 |
| 73 | Group Facilitator (Senior) | \$ 132.04 | \$ 136.00 | \$ 140.08 | \$ 144.28 | \$ 148.61 | \$ 153.07 | \$ 157.66 | \$ 162.39 | \$ 167.26 | \$ 172.28 | \$ 177.45 | \$ 182.77 |

COMPANY NAME: Grant Thornton LLP
 CONTRACT POC: Anthony Hernandez
 ADDRESS: 333 John Carlyle Street, Suite 500
 Alexandria, VA 22314
 OFFICE NUMBER: 215.701.8870
 FAX NUMBER: 703.837.4455



AUTHORIZED SIGNATURE

Principal

FEIN: [REDACTED]


Consulting and Technical Services Plus (CATS+)
Labor Rates

Attachment F-A1- Labor Rate Schedule

Record the fully loaded, all inclusive hourly labor rates chargeable during each contract year for the labor categories delineated and defined in Section 2.10 of the RFP

| # | LABOR CATEGORY | HOURLY LABOR RATES CONTRACT YEAR* | | | | | | | | | | | |
|-----|---|-----------------------------------|-----------|-----------|-----------|-----------|-----------|-----------|-----------|-----------|-----------|-----------|-----------|
| | | Year 1 | Year 2 | Year 3 | Year 4 | Year 5 | Year 6 | Year 7 | Year 8 | Year 9 | Year 10 | Year 11 | Year 12 |
| 44 | Help Desk Manager | \$ 153.46 | \$ 158.06 | \$ 162.80 | \$ 167.68 | \$ 172.71 | \$ 177.89 | \$ 183.23 | \$ 188.73 | \$ 194.39 | \$ 200.22 | \$ 206.23 | \$ 212.42 |
| 46 | Help Desk Specialist (Junior) | \$ 123.00 | \$ 126.69 | \$ 130.49 | \$ 134.40 | \$ 138.43 | \$ 142.58 | \$ 146.86 | \$ 151.27 | \$ 155.81 | \$ 160.48 | \$ 165.29 | \$ 170.25 |
| 45 | Help Desk Specialist (Senior) | \$ 153.46 | \$ 158.06 | \$ 162.80 | \$ 167.68 | \$ 172.71 | \$ 177.89 | \$ 183.23 | \$ 188.73 | \$ 194.39 | \$ 200.22 | \$ 206.23 | \$ 212.42 |
| 60 | Internet/Intranet Site Developer (Junior) | \$ 93.94 | \$ 96.75 | \$ 99.65 | \$ 102.64 | \$ 105.72 | \$ 108.89 | \$ 112.16 | \$ 115.52 | \$ 118.99 | \$ 122.56 | \$ 126.24 | \$ 130.03 |
| 59 | Internet/Intranet Site Developer (Senior) | \$ 132.04 | \$ 136.00 | \$ 140.08 | \$ 144.28 | \$ 148.61 | \$ 153.07 | \$ 157.66 | \$ 162.39 | \$ 167.26 | \$ 172.28 | \$ 177.45 | \$ 182.77 |
| 20 | IT Professional (Senior) | \$ 163.82 | \$ 168.74 | \$ 173.80 | \$ 179.01 | \$ 184.38 | \$ 189.91 | \$ 195.61 | \$ 201.48 | \$ 207.52 | \$ 213.75 | \$ 220.16 | \$ 226.76 |
| 75 | Market Research Consultant (Senior) | \$ 174.14 | \$ 179.37 | \$ 184.75 | \$ 190.29 | \$ 196.00 | \$ 201.88 | \$ 207.94 | \$ 214.18 | \$ 220.61 | \$ 227.23 | \$ 234.05 | \$ 241.07 |
| 74 | Marketing Consultant (Senior) | \$ 174.14 | \$ 179.37 | \$ 184.75 | \$ 190.29 | \$ 196.00 | \$ 201.88 | \$ 207.94 | \$ 214.18 | \$ 220.61 | \$ 227.23 | \$ 234.05 | \$ 241.07 |
| 83 | Network Administrator | \$ 86.65 | \$ 89.25 | \$ 91.93 | \$ 94.69 | \$ 97.53 | \$ 100.46 | \$ 103.47 | \$ 106.57 | \$ 109.77 | \$ 113.06 | \$ 116.45 | \$ 119.94 |
| 80 | Network Manager | \$ 244.60 | \$ 251.93 | \$ 259.49 | \$ 267.27 | \$ 275.29 | \$ 283.55 | \$ 292.06 | \$ 300.82 | \$ 309.84 | \$ 319.14 | \$ 328.71 | \$ 338.57 |
| 85 | Network Technician (Junior) | \$ 86.65 | \$ 89.25 | \$ 91.93 | \$ 94.69 | \$ 97.53 | \$ 100.46 | \$ 103.47 | \$ 106.57 | \$ 109.77 | \$ 113.06 | \$ 116.45 | \$ 119.94 |
| 84 | Network Technician (Senior) | \$ 93.94 | \$ 96.75 | \$ 99.65 | \$ 102.64 | \$ 105.72 | \$ 108.89 | \$ 112.16 | \$ 115.52 | \$ 118.99 | \$ 122.56 | \$ 126.24 | \$ 130.03 |
| 43 | Office Automation Specialist | \$ 132.04 | \$ 136.00 | \$ 140.08 | \$ 144.28 | \$ 148.61 | \$ 153.07 | \$ 157.66 | \$ 162.39 | \$ 167.26 | \$ 172.28 | \$ 177.45 | \$ 182.77 |
| 36 | Operations Research Analyst (Senior) | \$ 174.14 | \$ 179.37 | \$ 184.75 | \$ 190.29 | \$ 196.00 | \$ 201.88 | \$ 207.94 | \$ 214.18 | \$ 220.61 | \$ 227.23 | \$ 234.05 | \$ 241.07 |
| 108 | Operator Level I | \$ 86.65 | \$ 89.25 | \$ 91.93 | \$ 94.69 | \$ 97.53 | \$ 100.46 | \$ 103.47 | \$ 106.57 | \$ 109.77 | \$ 113.06 | \$ 116.45 | \$ 119.94 |
| 107 | Operator Level II | \$ 86.65 | \$ 89.25 | \$ 91.93 | \$ 94.69 | \$ 97.53 | \$ 100.46 | \$ 103.47 | \$ 106.57 | \$ 109.77 | \$ 113.06 | \$ 116.45 | \$ 119.94 |
| 109 | Photographer | \$ 86.65 | \$ 89.25 | \$ 91.93 | \$ 94.69 | \$ 97.53 | \$ 100.46 | \$ 103.47 | \$ 106.57 | \$ 109.77 | \$ 113.06 | \$ 116.45 | \$ 119.94 |
| 39 | Planner, Information Technology (Senior) | \$ 193.99 | \$ 199.81 | \$ 205.80 | \$ 211.97 | \$ 218.33 | \$ 224.88 | \$ 231.63 | \$ 238.58 | \$ 245.74 | \$ 253.11 | \$ 260.70 | \$ 268.52 |
| 58 | Program Administration Specialist | \$ 86.65 | \$ 89.25 | \$ 91.93 | \$ 94.69 | \$ 97.53 | \$ 100.46 | \$ 103.47 | \$ 106.57 | \$ 109.77 | \$ 113.06 | \$ 116.45 | \$ 119.94 |
| 1 | Program Manager | \$ 235.68 | \$ 242.75 | \$ 250.03 | \$ 257.53 | \$ 265.26 | \$ 273.22 | \$ 281.42 | \$ 289.86 | \$ 298.56 | \$ 307.52 | \$ 316.75 | \$ 326.25 |
| 57 | Project Control Specialist | \$ 86.65 | \$ 89.25 | \$ 91.93 | \$ 94.69 | \$ 97.53 | \$ 100.46 | \$ 103.47 | \$ 106.57 | \$ 109.77 | \$ 113.06 | \$ 116.45 | \$ 119.94 |
| 2 | Project Manager | \$ 132.04 | \$ 136.00 | \$ 140.08 | \$ 144.28 | \$ 148.61 | \$ 153.07 | \$ 157.66 | \$ 162.39 | \$ 167.26 | \$ 172.28 | \$ 177.45 | \$ 182.77 |
| 25 | Quality Assurance Consultant (Senior) | \$ 174.14 | \$ 179.37 | \$ 184.75 | \$ 190.29 | \$ 196.00 | \$ 201.88 | \$ 207.94 | \$ 214.18 | \$ 220.61 | \$ 227.23 | \$ 234.05 | \$ 241.07 |
| 24 | Quality Assurance Manager | \$ 141.10 | \$ 145.33 | \$ 149.69 | \$ 154.18 | \$ 158.81 | \$ 163.57 | \$ 168.48 | \$ 173.53 | \$ 178.74 | \$ 184.10 | \$ 189.62 | \$ 195.31 |
| 26 | Quality Assurance Specialist | \$ 132.04 | \$ 136.00 | \$ 140.08 | \$ 144.28 | \$ 148.61 | \$ 153.07 | \$ 157.66 | \$ 162.39 | \$ 167.26 | \$ 172.28 | \$ 177.45 | \$ 182.77 |
| 71 | Risk Assessment Consultant (Senior) | \$ 193.99 | \$ 199.81 | \$ 205.80 | \$ 211.97 | \$ 218.33 | \$ 224.88 | \$ 231.63 | \$ 238.58 | \$ 245.74 | \$ 253.11 | \$ 260.70 | \$ 268.52 |
| 49 | Security, Computer Systems Specialist | \$ 147.28 | \$ 151.69 | \$ 156.24 | \$ 160.93 | \$ 165.76 | \$ 170.73 | \$ 175.85 | \$ 181.13 | \$ 186.56 | \$ 192.16 | \$ 197.92 | \$ 203.86 |
| 50 | Security, Data Specialist | \$ 108.24 | \$ 111.49 | \$ 114.83 | \$ 118.27 | \$ 121.82 | \$ 125.47 | \$ 129.23 | \$ 133.11 | \$ 137.10 | \$ 141.21 | \$ 145.45 | \$ 149.81 |
| 4 | Subject Matter Expert | \$ 153.46 | \$ 158.06 | \$ 162.80 | \$ 167.68 | \$ 172.71 | \$ 177.89 | \$ 183.23 | \$ 188.73 | \$ 194.39 | \$ 200.22 | \$ 206.23 | \$ 212.42 |
| 3 | Subject Matter Expert (Senior) | \$ 244.60 | \$ 251.93 | \$ 259.49 | \$ 267.27 | \$ 275.29 | \$ 283.55 | \$ 292.06 | \$ 300.82 | \$ 309.84 | \$ 319.14 | \$ 328.71 | \$ 338.57 |
| 94 | Systems Analyst, Wireless | \$ 108.24 | \$ 111.49 | \$ 114.83 | \$ 118.27 | \$ 121.82 | \$ 125.47 | \$ 129.23 | \$ 133.11 | \$ 137.10 | \$ 141.21 | \$ 145.45 | \$ 149.81 |
| 53 | System Security Research Analyst | \$ 86.65 | \$ 89.25 | \$ 91.93 | \$ 94.69 | \$ 97.53 | \$ 100.46 | \$ 103.47 | \$ 106.57 | \$ 109.77 | \$ 113.06 | \$ 116.45 | \$ 119.94 |
| 51 | Systems Security Specialist | \$ 226.79 | \$ 233.59 | \$ 240.60 | \$ 247.82 | \$ 255.25 | \$ 262.91 | \$ 270.80 | \$ 278.92 | \$ 287.29 | \$ 295.91 | \$ 304.79 | \$ 313.93 |
| 48 | Systems Security Specialist (Senior) | \$ 174.14 | \$ 179.37 | \$ 184.75 | \$ 190.29 | \$ 196.00 | \$ 201.88 | \$ 207.94 | \$ 214.18 | \$ 220.61 | \$ 227.23 | \$ 234.05 | \$ 241.07 |
| 78 | Telecommunications Consultant (Senior) | \$ 210.40 | \$ 216.71 | \$ 223.21 | \$ 229.91 | \$ 236.81 | \$ 243.91 | \$ 251.23 | \$ 258.77 | \$ 266.53 | \$ 274.53 | \$ 282.77 | \$ 291.25 |
| 77 | Telecommunications Engineer | \$ 120.55 | \$ 124.17 | \$ 127.90 | \$ 131.74 | \$ 135.69 | \$ 139.76 | \$ 143.95 | \$ 148.27 | \$ 152.72 | \$ 157.30 | \$ 162.02 | \$ 166.88 |
| 76 | Telecommunications Engineer (Senior) | \$ 177.12 | \$ 182.43 | \$ 187.90 | \$ 193.54 | \$ 199.35 | \$ 205.33 | \$ 211.49 | \$ 217.83 | \$ 224.36 | \$ 231.09 | \$ 238.02 | \$ 245.16 |
| 79 | Telecommunications, System Analyst | \$ 112.31 | \$ 115.68 | \$ 119.15 | \$ 122.72 | \$ 126.40 | \$ 130.19 | \$ 134.10 | \$ 138.12 | \$ 142.26 | \$ 146.53 | \$ 150.93 | \$ 155.46 |

COMPANY NAME: Grant Thornton LLP
 CONTRACT POC: Anthony Hernandez
 ADDRESS: 333 John Carlyle Street, Suite 500
 Alexandria, VA 22314
 OFFICE NUMBER: 215.701.8870
 FAX NUMBER: 703.837.4455



AUTHORIZED SIGNATURE

Principal

FEIN: [REDACTED]


Consulting and Technical Services Plus (CATS+)
Labor Rates

| Attachment F-A1- Labor Rate Schedule | | | | | | | | | | | | | |
|---|--------------------------------|-----------------------------------|-----------|-----------|-----------|-----------|-----------|-----------|-----------|-----------|-----------|-----------|-----------|
| Record the fully loaded, all inclusive hourly labor rates chargeable during each contract year for the labor categories delineated and defined in Section 2.10 of the RFP | | | | | | | | | | | | | |
| # | LABOR CATEGORY | HOURLY LABOR RATES CONTRACT YEAR* | | | | | | | | | | | |
| | | Year 1 | Year 2 | Year 3 | Year 4 | Year 5 | Year 6 | Year 7 | Year 8 | Year 9 | Year 10 | Year 11 | Year 12 |
| 27 | Testing Specialist | \$ 115.61 | \$ 119.08 | \$ 122.65 | \$ 126.33 | \$ 130.12 | \$ 134.02 | \$ 138.04 | \$ 142.18 | \$ 146.45 | \$ 150.84 | \$ 155.37 | \$ 160.03 |
| 28 | Training Specialist/Instructor | \$ 115.61 | \$ 119.08 | \$ 122.65 | \$ 126.33 | \$ 130.12 | \$ 134.02 | \$ 138.04 | \$ 142.18 | \$ 146.45 | \$ 150.84 | \$ 155.37 | \$ 160.03 |
| 56 | Writer/Editor, Technical | \$ 123.00 | \$ 126.69 | \$ 130.49 | \$ 134.40 | \$ 138.43 | \$ 142.58 | \$ 146.86 | \$ 151.27 | \$ 155.81 | \$ 160.48 | \$ 165.29 | \$ 170.25 |

* Contract year one begins on the date of contract award and continues for one year, contract year two begins one year after contract award and continues one year, etc.

COMPANY NAME: Grant Thornton LLP
 CONTRACT POC: Anthony Hernandez
 ADDRESS: 333 John Carlyle Street, Suite 500
 Alexandria, VA 22314
 OFFICE NUMBER: 215.701.8870
 FAX NUMBER: 703.837.4455

FEIN: XXXXXXXXXX



AUTHORIZED SIGNATURE

Principal _____

TITLE

Consulting and Technical Services Plus (CATS+)
 Commision Only Pricing

| | Table F-A2, Commission Only Percentage for Telecommunication Audits (as defined in 2.3.9.1) | | | | | | | | | | | |
|-----------------------------------|--|--------------------|--------------------|--------------------|--------------------|--------------------|--------------------|--------------------|--------------------|--------------------|--------------------|--------------------|
| | COMMISSION ONLY PERCENTAGE CONTRACT YEAR* | | | | | | | | | | | |
| | Year 1 | Year 2 | Year 3 | Year 4 | Year 5 | Year 6 | Year 7 | Year 8 | Year 9 | Year 10 | Year 11 | Year 12 |
| Commission Only Percentage | Offeror Percentage | Offeror Percentage | Offeror Percentage | Offeror Percentage | Offeror Percentage | Offeror Percentage | Offeror Percentage | Offeror Percentage | Offeror Percentage | Offeror Percentage | Offeror Percentage | Offeror Percentage |
| Commission Only Percentage | 25% | 25% | 25% | 25% | 25% | 25% | 25% | 25% | 25% | 25% | 25% | 25% |

* Contract year one begins on the date of contract award and continues for one year, contract year two begins one year after contract award and continues one year, etc.

COMPANY NAME: Grant Thornton LLP
 CONTRACT POC: Anthony Hernandez
 ADDRESS: 333 John Carlyle Street, Suite 500
 Alexandria, VA 22314
 PHONE NUMBER: 215.701.8870
 FAX NUMBER: 703.837.4455

FEIN: 

 AUTHORIZED SIGNATURE

Principal

 TITLE