


Consulting and Technical Services Plus (CATS+)
Labor Rates

Attachment F-A1- Labor Rate Schedule													
Record the fully loaded, all inclusive hourly labor rates chargeable during each contract year for the labor categories delineated and defined in Section 2.10 of the RFP													
#	LABOR CATEGORY	HOURLY LABOR RATES CONTRACT YEAR*											
		Year 1	Year 2	Year 3	Year 4	Year 5	Year 6	Year 7	Year 8	Year 9	Year 10	Year 11	Year 12
		Offeror Price	Offeror Price	Offeror Price	Offeror Price	Offeror Price	Offeror Price	Offeror Price	Offeror Price	Offeror Price	Offeror Price	Offeror Price	Offeror Price
66	Accountant, Cost (Senior)	230.00	\$ 236.90	\$ 244.01	\$ 251.33	\$ 258.87	\$ 266.63	\$ 274.63	\$ 282.87	\$ 291.36	\$ 300.10	\$ 309.10	\$ 318.37
47	Administrator, Systems	252.20	\$ 259.77	\$ 267.56	\$ 275.59	\$ 283.85	\$ 292.37	\$ 301.14	\$ 310.17	\$ 319.48	\$ 329.06	\$ 338.94	\$ 349.10
5	Analyst, Computer Software/Integration (Senior)	234.20	\$ 241.23	\$ 248.46	\$ 255.92	\$ 263.59	\$ 271.50	\$ 279.65	\$ 288.04	\$ 296.68	\$ 305.58	\$ 314.75	\$ 324.19
9	Analyst, Computer Systems (Junior)	250.80	\$ 258.32	\$ 266.07	\$ 274.06	\$ 282.28	\$ 290.75	\$ 299.47	\$ 308.45	\$ 317.71	\$ 327.24	\$ 337.05	\$ 347.17
8	Analyst, Computer Systems (Senior)	253.80	\$ 261.41	\$ 269.26	\$ 277.33	\$ 285.65	\$ 294.22	\$ 303.05	\$ 312.14	\$ 321.51	\$ 331.15	\$ 341.09	\$ 351.32
68	Analyst, Financial	258.00	\$ 265.74	\$ 273.71	\$ 281.92	\$ 290.38	\$ 299.09	\$ 308.07	\$ 317.31	\$ 326.83	\$ 336.63	\$ 346.73	\$ 357.13
67	Analyst, Financial (Senior)	249.00	\$ 256.47	\$ 264.16	\$ 272.09	\$ 280.25	\$ 288.66	\$ 297.32	\$ 306.24	\$ 315.43	\$ 324.89	\$ 334.64	\$ 344.67
54	Analyst, Research	248.80	\$ 256.26	\$ 263.95	\$ 271.87	\$ 280.03	\$ 288.43	\$ 297.08	\$ 305.99	\$ 315.17	\$ 324.63	\$ 334.37	\$ 344.40
37	Analyst, Systems (Senior)	246.00	\$ 253.38	\$ 260.98	\$ 268.81	\$ 276.88	\$ 285.18	\$ 293.74	\$ 302.55	\$ 311.63	\$ 320.97	\$ 330.60	\$ 340.52
17	Application Developer, Advanced Technology	257.80	\$ 265.53	\$ 273.50	\$ 281.71	\$ 290.16	\$ 298.86	\$ 307.83	\$ 317.06	\$ 326.57	\$ 336.37	\$ 346.46	\$ 356.86
16	Application Developer, Advanced Technology (Senior)	231.60	\$ 238.55	\$ 245.70	\$ 253.08	\$ 260.67	\$ 268.49	\$ 276.54	\$ 284.84	\$ 293.38	\$ 302.19	\$ 311.25	\$ 320.59
11	Applications Development Expert	244.40	\$ 251.73	\$ 259.28	\$ 267.06	\$ 275.07	\$ 283.33	\$ 291.83	\$ 300.58	\$ 309.60	\$ 318.89	\$ 328.45	\$ 338.31
10	Applications Programmer	228.00	\$ 234.84	\$ 241.89	\$ 249.14	\$ 256.62	\$ 264.31	\$ 272.24	\$ 280.41	\$ 288.82	\$ 297.49	\$ 306.41	\$ 315.61
92	Archeologist /Historic Preservation Specialist	257.00	\$ 264.71	\$ 272.65	\$ 280.83	\$ 289.26	\$ 297.93	\$ 306.87	\$ 316.08	\$ 325.56	\$ 335.33	\$ 345.39	\$ 355.75
40	Architect, Application (Senior)	259.40	\$ 267.18	\$ 275.20	\$ 283.45	\$ 291.96	\$ 300.72	\$ 309.74	\$ 319.03	\$ 328.60	\$ 338.46	\$ 348.61	\$ 359.07
38	Architect, Information Technology (Senior)	234.80	\$ 241.84	\$ 249.10	\$ 256.57	\$ 264.27	\$ 272.20	\$ 280.36	\$ 288.77	\$ 297.44	\$ 306.36	\$ 315.55	\$ 325.02
61	Architect, Internet/Web	247.00	\$ 254.41	\$ 262.04	\$ 269.90	\$ 278.00	\$ 286.34	\$ 294.93	\$ 303.78	\$ 312.89	\$ 322.28	\$ 331.95	\$ 341.91
63	Architect, Systems (Senior)	239.00	\$ 246.17	\$ 253.56	\$ 261.16	\$ 269.00	\$ 277.07	\$ 285.38	\$ 293.94	\$ 302.76	\$ 311.84	\$ 321.20	\$ 330.83
64	Architect, Systems Design	252.00	\$ 259.56	\$ 267.35	\$ 275.37	\$ 283.63	\$ 292.14	\$ 300.90	\$ 309.93	\$ 319.23	\$ 328.80	\$ 338.67	\$ 348.83
93	Architectural Historian	249.80	\$ 257.29	\$ 265.01	\$ 272.96	\$ 281.15	\$ 289.59	\$ 298.27	\$ 307.22	\$ 316.44	\$ 325.93	\$ 335.71	\$ 345.78
110	Audit Manager	255.80	\$ 263.47	\$ 271.38	\$ 279.52	\$ 287.91	\$ 296.54	\$ 305.44	\$ 314.60	\$ 324.04	\$ 333.76	\$ 343.77	\$ 354.09
111	Audit Supervisor	244.80	\$ 252.14	\$ 259.71	\$ 267.50	\$ 275.52	\$ 283.79	\$ 292.30	\$ 301.07	\$ 310.11	\$ 319.41	\$ 328.99	\$ 338.86
69	Auditor, IT (Senior)	232.80	\$ 239.78	\$ 246.98	\$ 254.39	\$ 262.02	\$ 269.88	\$ 277.98	\$ 286.31	\$ 294.90	\$ 303.75	\$ 312.86	\$ 322.25
112	Auditor, Lead	260.00	\$ 267.80	\$ 275.83	\$ 284.11	\$ 292.63	\$ 301.41	\$ 310.45	\$ 319.77	\$ 329.36	\$ 339.24	\$ 349.42	\$ 359.90
70	Auditor (Senior)	240.00	\$ 247.20	\$ 254.62	\$ 262.25	\$ 270.12	\$ 278.23	\$ 286.57	\$ 295.17	\$ 304.02	\$ 313.15	\$ 322.54	\$ 332.22

COMPANY:PN AUTOMATION, INC.
 POC:NITIN BAVISKAR
 ADDRESS:6411 IVY LN, STE 410, GREENBELT MD 20770

OFFICE:3015794669
 FAX:



AUTHORIZED SIGNATURE

____ COO _____

TITLE

Consulting and Technical Services Plus (CATS+)
Labor Rates


Attachment F-A1- Labor Rate Schedule

Record the fully loaded, all inclusive hourly labor rates chargeable during each contract year for the labor categories delineated and defined in Section 2.10 of the RFP

#	LABOR CATEGORY	HOURLY LABOR RATES CONTRACT YEAR*											
		Year 1	Year 2	Year 3	Year 4	Year 5	Year 6	Year 7	Year 8	Year 9	Year 10	Year 11	Year 12
113	Auditor, Staff	242.00	\$ 249.26	\$ 256.74	\$ 264.44	\$ 272.37	\$ 280.54	\$ 288.96	\$ 297.63	\$ 306.56	\$ 315.76	\$ 325.23	\$ 334.98
72	Business Process Consultant (Senior)	239.80	\$ 246.99	\$ 254.40	\$ 262.04	\$ 269.90	\$ 277.99	\$ 286.33	\$ 294.92	\$ 303.77	\$ 312.88	\$ 322.27	\$ 331.94
62	Computer Graphics Illustrator	232.00	\$ 238.96	\$ 246.13	\$ 253.51	\$ 261.12	\$ 268.95	\$ 277.02	\$ 285.33	\$ 293.89	\$ 302.71	\$ 311.79	\$ 321.14
34	Computer Operations Center Specialist	228.80	\$ 235.66	\$ 242.73	\$ 250.02	\$ 257.52	\$ 265.24	\$ 273.20	\$ 281.40	\$ 289.84	\$ 298.53	\$ 307.49	\$ 316.71
35	Computer Operations Research Analyst	241.00	\$ 248.23	\$ 255.68	\$ 263.35	\$ 271.25	\$ 279.39	\$ 287.77	\$ 296.40	\$ 305.29	\$ 314.45	\$ 323.88	\$ 333.60
42	Computer Operator	252.00	\$ 259.56	\$ 267.35	\$ 275.37	\$ 283.63	\$ 292.14	\$ 300.90	\$ 309.93	\$ 319.23	\$ 328.80	\$ 338.67	\$ 348.83
41	Computer Operator (Senior)	234.80	\$ 241.84	\$ 249.10	\$ 256.57	\$ 264.27	\$ 272.20	\$ 280.36	\$ 288.77	\$ 297.44	\$ 306.36	\$ 315.55	\$ 325.02
15	Computer Programmer (Junior)	252.00	\$ 259.56	\$ 267.35	\$ 275.37	\$ 283.63	\$ 292.14	\$ 300.90	\$ 309.93	\$ 319.23	\$ 328.80	\$ 338.67	\$ 348.83
14	Computer Programmer (Senior)	251.80	\$ 259.35	\$ 267.13	\$ 275.15	\$ 283.40	\$ 291.91	\$ 300.66	\$ 309.68	\$ 318.97	\$ 328.54	\$ 338.40	\$ 348.55
7	Computer Specialist	250.80	\$ 258.32	\$ 266.07	\$ 274.06	\$ 282.28	\$ 290.75	\$ 299.47	\$ 308.45	\$ 317.71	\$ 327.24	\$ 337.05	\$ 347.17
6	Computer Specialist (Senior)	233.60	\$ 240.61	\$ 247.83	\$ 255.26	\$ 262.92	\$ 270.81	\$ 278.93	\$ 287.30	\$ 295.92	\$ 304.80	\$ 313.94	\$ 323.36
13	Computer Systems Programmer	232.00	\$ 238.96	\$ 246.13	\$ 253.51	\$ 261.12	\$ 268.95	\$ 277.02	\$ 285.33	\$ 293.89	\$ 302.71	\$ 311.79	\$ 321.14
12	Computer Systems Programmer (Senior)	252.00	\$ 259.56	\$ 267.35	\$ 275.37	\$ 283.63	\$ 292.14	\$ 300.90	\$ 309.93	\$ 319.23	\$ 328.80	\$ 338.67	\$ 348.83
23	Database Management Specialist (Junior)	254.00	\$ 261.62	\$ 269.47	\$ 277.55	\$ 285.88	\$ 294.46	\$ 303.29	\$ 312.39	\$ 321.76	\$ 331.41	\$ 341.35	\$ 351.60
22	Database Management Specialist (Senior)	241.00	\$ 248.23	\$ 255.68	\$ 263.35	\$ 271.25	\$ 279.39	\$ 287.77	\$ 296.40	\$ 305.29	\$ 314.45	\$ 323.88	\$ 333.60
21	Database Manager	231.00	\$ 237.93	\$ 245.07	\$ 252.42	\$ 259.99	\$ 267.79	\$ 275.83	\$ 284.10	\$ 292.62	\$ 301.40	\$ 310.44	\$ 319.76
55	Documentation Specialist	267.20	\$ 275.22	\$ 283.47	\$ 291.98	\$ 300.74	\$ 309.76	\$ 319.05	\$ 328.62	\$ 338.48	\$ 348.64	\$ 359.09	\$ 369.87
97	Electrician, Journeyman	236.00	\$ 243.08	\$ 250.37	\$ 257.88	\$ 265.62	\$ 273.59	\$ 281.80	\$ 290.25	\$ 298.96	\$ 307.93	\$ 317.16	\$ 326.68
96	Electrician, Licensed Master	239.00	\$ 246.17	\$ 253.56	\$ 261.16	\$ 269.00	\$ 277.07	\$ 285.38	\$ 293.94	\$ 302.76	\$ 311.84	\$ 321.20	\$ 330.83
99	Electricians Helper	257.20	\$ 264.92	\$ 272.86	\$ 281.05	\$ 289.48	\$ 298.17	\$ 307.11	\$ 316.32	\$ 325.81	\$ 335.59	\$ 345.66	\$ 356.02
101	Engineer, Facility Operations	260.40	\$ 268.21	\$ 276.26	\$ 284.55	\$ 293.08	\$ 301.87	\$ 310.93	\$ 320.26	\$ 329.87	\$ 339.76	\$ 349.96	\$ 360.45
19	Engineer, Information	248.60	\$ 256.06	\$ 263.74	\$ 271.65	\$ 279.80	\$ 288.20	\$ 296.84	\$ 305.75	\$ 314.92	\$ 324.37	\$ 334.10	\$ 344.12
18	Engineer, Information (Senior)	243.00	\$ 250.29	\$ 257.80	\$ 265.53	\$ 273.50	\$ 281.70	\$ 290.15	\$ 298.86	\$ 307.83	\$ 317.06	\$ 326.57	\$ 336.37
52	Engineer, Information Security	244.80	\$ 252.14	\$ 259.71	\$ 267.50	\$ 275.52	\$ 283.79	\$ 292.30	\$ 301.07	\$ 310.11	\$ 319.41	\$ 328.99	\$ 338.86
33	Engineer, Interdisciplinary	252.00	\$ 259.56	\$ 267.35	\$ 275.37	\$ 283.63	\$ 292.14	\$ 300.90	\$ 309.93	\$ 319.23	\$ 328.80	\$ 338.67	\$ 348.83
32	Engineer, Interdisciplinary (Senior)	242.00	\$ 249.26	\$ 256.74	\$ 264.44	\$ 272.37	\$ 280.54	\$ 288.96	\$ 297.63	\$ 306.56	\$ 315.76	\$ 325.23	\$ 334.98

COMPANY:PN AUTOMATION, INC.
POC:NITIN BAVISKAR
ADDRESS:6411 IVY LN, STE 410, GREENBELT MD 20770

OFFICE:3015794669
FAX:



AUTHORIZED SIGNATURE

COO _____

TITLE

Consulting and Technical Services Plus (CATS+)
Labor Rates


Attachment F-A1- Labor Rate Schedule

Record the fully loaded, all inclusive hourly labor rates chargeable during each contract year for the labor categories delineated and defined in Section 2.10 of the RFP

#	LABOR CATEGORY	HOURLY LABOR RATES CONTRACT YEAR*											
		Year 1	Year 2	Year 3	Year 4	Year 5	Year 6	Year 7	Year 8	Year 9	Year 10	Year 11	Year 12
82	Engineer, Network (Junior)	237.80	\$ 244.93	\$ 252.28	\$ 259.85	\$ 267.65	\$ 275.68	\$ 283.95	\$ 292.46	\$ 301.24	\$ 310.28	\$ 319.58	\$ 329.17
81	Engineer, Network (Senior)	236.00	\$ 243.08	\$ 250.37	\$ 257.88	\$ 265.62	\$ 273.59	\$ 281.80	\$ 290.25	\$ 298.96	\$ 307.93	\$ 317.16	\$ 326.68
86	Engineer, Network Security	236.00	\$ 243.08	\$ 250.37	\$ 257.88	\$ 265.62	\$ 273.59	\$ 281.80	\$ 290.25	\$ 298.96	\$ 307.93	\$ 317.16	\$ 326.68
95	Engineer, Radio Frequency	220.00	\$ 226.60	\$ 233.40	\$ 240.40	\$ 247.61	\$ 255.04	\$ 262.69	\$ 270.57	\$ 278.69	\$ 287.05	\$ 295.66	\$ 304.53
31	Engineer, Software	224.00	\$ 230.72	\$ 237.64	\$ 244.77	\$ 252.11	\$ 259.68	\$ 267.47	\$ 275.49	\$ 283.76	\$ 292.27	\$ 301.04	\$ 310.07
101	Engineer, Stationary	221.00	\$ 227.63	\$ 234.46	\$ 241.49	\$ 248.74	\$ 256.20	\$ 263.89	\$ 271.80	\$ 279.96	\$ 288.35	\$ 297.01	\$ 305.92
30	Engineer, Systems	237.80	\$ 244.93	\$ 252.28	\$ 259.85	\$ 267.65	\$ 275.68	\$ 283.95	\$ 292.46	\$ 301.24	\$ 310.28	\$ 319.58	\$ 329.17
29	Engineer, Systems (Senior)	242.00	\$ 249.26	\$ 256.74	\$ 264.44	\$ 272.37	\$ 280.54	\$ 288.96	\$ 297.63	\$ 306.56	\$ 315.76	\$ 325.23	\$ 334.98
65	Engineer, Systems Design	241.80	\$ 249.05	\$ 256.53	\$ 264.22	\$ 272.15	\$ 280.31	\$ 288.72	\$ 297.38	\$ 306.31	\$ 315.49	\$ 324.96	\$ 334.71
99	Facilities Engineering Manager	250.80	\$ 258.32	\$ 266.07	\$ 274.06	\$ 282.28	\$ 290.75	\$ 299.47	\$ 308.45	\$ 317.71	\$ 327.24	\$ 337.05	\$ 347.17
105	Facilities Specialist Level I	248.00	\$ 255.44	\$ 263.10	\$ 271.00	\$ 279.13	\$ 287.50	\$ 296.12	\$ 305.01	\$ 314.16	\$ 323.58	\$ 333.29	\$ 343.29
104	Facilities Specialist Level II	229.80	\$ 236.69	\$ 243.79	\$ 251.11	\$ 258.64	\$ 266.40	\$ 274.39	\$ 282.63	\$ 291.10	\$ 299.84	\$ 308.83	\$ 318.10
103	Facilities Specialist Level III	239.80	\$ 246.99	\$ 254.40	\$ 262.04	\$ 269.90	\$ 277.99	\$ 286.33	\$ 294.92	\$ 303.77	\$ 312.88	\$ 322.27	\$ 331.94
102	Facilities Specialist, Lead	236.80	\$ 243.90	\$ 251.22	\$ 258.76	\$ 266.52	\$ 274.52	\$ 282.75	\$ 291.23	\$ 299.97	\$ 308.97	\$ 318.24	\$ 327.79
106	Facility Operations Supervisor	229.80	\$ 236.69	\$ 243.79	\$ 251.11	\$ 258.64	\$ 266.40	\$ 274.39	\$ 282.63	\$ 291.10	\$ 299.84	\$ 308.83	\$ 318.10
90	Geographic Information Systems (GIS) Analyst	257.00	\$ 264.71	\$ 272.65	\$ 280.83	\$ 289.26	\$ 297.93	\$ 306.87	\$ 316.08	\$ 325.56	\$ 335.33	\$ 345.39	\$ 355.75
91	Geographic Information Systems Specialist	232.00	\$ 238.96	\$ 246.13	\$ 253.51	\$ 261.12	\$ 268.95	\$ 277.02	\$ 285.33	\$ 293.89	\$ 302.71	\$ 311.79	\$ 321.14
88	Geographic Information Systems Technician I	240.60	\$ 247.82	\$ 255.25	\$ 262.91	\$ 270.80	\$ 278.92	\$ 287.29	\$ 295.91	\$ 304.78	\$ 313.93	\$ 323.35	\$ 333.05
87	Geographic Information Systems Technician II	259.60	\$ 267.39	\$ 275.41	\$ 283.67	\$ 292.18	\$ 300.95	\$ 309.98	\$ 319.28	\$ 328.85	\$ 338.72	\$ 348.88	\$ 359.35
89	Geographic Information Systems Technician Trainee	260.00	\$ 267.80	\$ 275.83	\$ 284.11	\$ 292.63	\$ 301.41	\$ 310.45	\$ 319.77	\$ 329.36	\$ 339.24	\$ 349.42	\$ 359.90
	GeoSpatial Web Developer (Mid-level)	248.20	\$ 255.65	\$ 263.32	\$ 271.21	\$ 279.35	\$ 287.73	\$ 296.36	\$ 305.25	\$ 314.41	\$ 323.84	\$ 333.56	\$ 343.57
	GeoSpatial Web Developer (Senior)	240.20	\$ 247.41	\$ 254.83	\$ 262.47	\$ 270.35	\$ 278.46	\$ 286.81	\$ 295.42	\$ 304.28	\$ 313.41	\$ 322.81	\$ 332.49
73	Group Facilitator (Senior)	257.00	\$ 264.71	\$ 272.65	\$ 280.83	\$ 289.26	\$ 297.93	\$ 306.87	\$ 316.08	\$ 325.56	\$ 335.33	\$ 345.39	\$ 355.75
44	Help Desk Manager	239.80	\$ 246.99	\$ 254.40	\$ 262.04	\$ 269.90	\$ 277.99	\$ 286.33	\$ 294.92	\$ 303.77	\$ 312.88	\$ 322.27	\$ 331.94
46	Help Desk Specialist (Junior)	253.60	\$ 261.21	\$ 269.04	\$ 277.12	\$ 285.43	\$ 293.99	\$ 302.81	\$ 311.90	\$ 321.25	\$ 330.89	\$ 340.82	\$ 351.04
45	Help Desk Specialist (Senior)	248.80	\$ 256.26	\$ 263.95	\$ 271.87	\$ 280.03	\$ 288.43	\$ 297.08	\$ 305.99	\$ 315.17	\$ 324.63	\$ 334.37	\$ 344.40

COMPANY:PN AUTOMATION, INC.
POC:NITIN BAVISKAR
ADDRESS:6411 IVY LN, STE 410, GREENBELT MD 20770

OFFICE:3015794669
FAX:



AUTHORIZED SIGNATURE

COO

TITLE

Consulting and Technical Services Plus (CATS+)
Labor Rates


Attachment F-A1- Labor Rate Schedule

Record the fully loaded, all inclusive hourly labor rates chargeable during each contract year for the labor categories delineated and defined in Section 2.10 of the RFP

#	LABOR CATEGORY	HOURLY LABOR RATES CONTRACT YEAR*											
		Year 1	Year 2	Year 3	Year 4	Year 5	Year 6	Year 7	Year 8	Year 9	Year 10	Year 11	Year 12
60	Internet/Intranet Site Developer (Junior)	243.80	\$ 251.11	\$ 258.65	\$ 266.41	\$ 274.40	\$ 282.63	\$ 291.11	\$ 299.84	\$ 308.84	\$ 318.10	\$ 327.65	\$ 337.48
59	Internet/Intranet Site Developer (Senior)	231.00	\$ 237.93	\$ 245.07	\$ 252.42	\$ 259.99	\$ 267.79	\$ 275.83	\$ 284.10	\$ 292.62	\$ 301.40	\$ 310.44	\$ 319.76
20	IT Professional (Senior)	238.00	\$ 245.14	\$ 252.49	\$ 260.07	\$ 267.87	\$ 275.91	\$ 284.18	\$ 292.71	\$ 301.49	\$ 310.54	\$ 319.85	\$ 329.45
75	Market Research Consultant (Senior)	231.00	\$ 237.93	\$ 245.07	\$ 252.42	\$ 259.99	\$ 267.79	\$ 275.83	\$ 284.10	\$ 292.62	\$ 301.40	\$ 310.44	\$ 319.76
74	Marketing Consultant (Senior)	251.80	\$ 259.35	\$ 267.13	\$ 275.15	\$ 283.40	\$ 291.91	\$ 300.66	\$ 309.68	\$ 318.97	\$ 328.54	\$ 338.40	\$ 348.55
83	Network Administrator	244.60	\$ 251.94	\$ 259.50	\$ 267.28	\$ 275.30	\$ 283.56	\$ 292.07	\$ 300.83	\$ 309.85	\$ 319.15	\$ 328.72	\$ 338.58
80	Network Manager	253.80	\$ 261.41	\$ 269.26	\$ 277.33	\$ 285.65	\$ 294.22	\$ 303.05	\$ 312.14	\$ 321.51	\$ 331.15	\$ 341.09	\$ 351.32
85	Network Technician (Junior)	237.00	\$ 244.11	\$ 251.43	\$ 258.98	\$ 266.75	\$ 274.75	\$ 282.99	\$ 291.48	\$ 300.22	\$ 309.23	\$ 318.51	\$ 328.06
84	Network Technician (Senior)	246.80	\$ 254.20	\$ 261.83	\$ 269.69	\$ 277.78	\$ 286.11	\$ 294.69	\$ 303.53	\$ 312.64	\$ 322.02	\$ 331.68	\$ 341.63
43	Office Automation Specialist	235.80	\$ 242.87	\$ 250.16	\$ 257.67	\$ 265.39	\$ 273.36	\$ 281.56	\$ 290.00	\$ 298.70	\$ 307.67	\$ 316.90	\$ 326.40
36	Operations Research Analyst (Senior)	246.00	\$ 253.38	\$ 260.98	\$ 268.81	\$ 276.88	\$ 285.18	\$ 293.74	\$ 302.55	\$ 311.63	\$ 320.97	\$ 330.60	\$ 340.52
108	Operator Level I	244.00	\$ 251.32	\$ 258.86	\$ 266.63	\$ 274.62	\$ 282.86	\$ 291.35	\$ 300.09	\$ 309.09	\$ 318.36	\$ 327.92	\$ 337.75
107	Operator Level II	251.80	\$ 259.35	\$ 267.13	\$ 275.15	\$ 283.40	\$ 291.91	\$ 300.66	\$ 309.68	\$ 318.97	\$ 328.54	\$ 338.40	\$ 348.55
109	Photographer	249.00	\$ 256.47	\$ 264.16	\$ 272.09	\$ 280.25	\$ 288.66	\$ 297.32	\$ 306.24	\$ 315.43	\$ 324.89	\$ 334.64	\$ 344.67
39	Planner, Information Technology (Senior)	220.00	\$ 226.60	\$ 233.40	\$ 240.40	\$ 247.61	\$ 255.04	\$ 262.69	\$ 270.57	\$ 278.69	\$ 287.05	\$ 295.66	\$ 304.53
58	Program Administration Specialist	239.00	\$ 246.17	\$ 253.56	\$ 261.16	\$ 269.00	\$ 277.07	\$ 285.38	\$ 293.94	\$ 302.76	\$ 311.84	\$ 321.20	\$ 330.83
1	Program Manager	235.00	\$ 242.05	\$ 249.31	\$ 256.79	\$ 264.49	\$ 272.43	\$ 280.60	\$ 289.02	\$ 297.69	\$ 306.62	\$ 315.82	\$ 325.29
57	Project Control Specialist	220.00	\$ 226.60	\$ 233.40	\$ 240.40	\$ 247.61	\$ 255.04	\$ 262.69	\$ 270.57	\$ 278.69	\$ 287.05	\$ 295.66	\$ 304.53
2	Project Manager	227.80	\$ 234.63	\$ 241.67	\$ 248.92	\$ 256.39	\$ 264.08	\$ 272.01	\$ 280.17	\$ 288.57	\$ 297.23	\$ 306.14	\$ 315.33
25	Quality Assurance Consultant (Senior)	243.80	\$ 251.11	\$ 258.65	\$ 266.41	\$ 274.40	\$ 282.63	\$ 291.11	\$ 299.84	\$ 308.84	\$ 318.10	\$ 327.65	\$ 337.48
24	Quality Assurance Manager	239.80	\$ 246.99	\$ 254.40	\$ 262.04	\$ 269.90	\$ 277.99	\$ 286.33	\$ 294.92	\$ 303.77	\$ 312.88	\$ 322.27	\$ 331.94
26	Quality Assurance Specialist	221.80	\$ 228.45	\$ 235.31	\$ 242.37	\$ 249.64	\$ 257.13	\$ 264.84	\$ 272.79	\$ 280.97	\$ 289.40	\$ 298.08	\$ 307.02
71	Risk Assessment Consultant (Senior)	227.80	\$ 234.63	\$ 241.67	\$ 248.92	\$ 256.39	\$ 264.08	\$ 272.01	\$ 280.17	\$ 288.57	\$ 297.23	\$ 306.14	\$ 315.33
49	Security, Computer Systems Specialist	254.80	\$ 262.44	\$ 270.32	\$ 278.43	\$ 286.78	\$ 295.38	\$ 304.24	\$ 313.37	\$ 322.77	\$ 332.46	\$ 342.43	\$ 352.70
50	Security, Data Specialist	238.00	\$ 245.14	\$ 252.49	\$ 260.07	\$ 267.87	\$ 275.91	\$ 284.18	\$ 292.71	\$ 301.49	\$ 310.54	\$ 319.85	\$ 329.45
4	Subject Matter Expert	245.40	\$ 252.76	\$ 260.34	\$ 268.16	\$ 276.20	\$ 284.49	\$ 293.02	\$ 301.81	\$ 310.87	\$ 320.19	\$ 329.80	\$ 339.69

COMPANY:PN AUTOMATION, INC.
POC:NITIN BAVISKAR
ADDRESS:6411 IVY LN, STE 410, GREENBELT MD 20770

OFFICE:3015794669
FAX:



AUTHORIZED SIGNATURE

COO

TITLE

Consulting and Technical Services Plus (CATS+)
Labor Rates

Attachment F-A1- Labor Rate Schedule


Record the fully loaded, all inclusive hourly labor rates chargeable during each contract year for the labor categories delineated and defined in Section 2.10 of the RFP

#	LABOR CATEGORY	HOURLY LABOR RATES CONTRACT YEAR*											
		Year 1	Year 2	Year 3	Year 4	Year 5	Year 6	Year 7	Year 8	Year 9	Year 10	Year 11	Year 12
3	Subject Matter Expert (Senior)	242.60	\$ 249.88	\$ 257.37	\$ 265.10	\$ 273.05	\$ 281.24	\$ 289.68	\$ 298.37	\$ 307.32	\$ 316.54	\$ 326.03	\$ 335.82
94	Systems Analyst, Wireless	266.40	\$ 274.39	\$ 282.62	\$ 291.10	\$ 299.84	\$ 308.83	\$ 318.10	\$ 327.64	\$ 337.47	\$ 347.59	\$ 358.02	\$ 368.76
53	System Security Research Analyst	268.00	\$ 276.04	\$ 284.32	\$ 292.85	\$ 301.64	\$ 310.69	\$ 320.01	\$ 329.61	\$ 339.49	\$ 349.68	\$ 360.17	\$ 370.97
51	Systems Security Specialist	241.40	\$ 248.64	\$ 256.10	\$ 263.78	\$ 271.70	\$ 279.85	\$ 288.24	\$ 296.89	\$ 305.80	\$ 314.97	\$ 324.42	\$ 334.15
48	Systems Security Specialist (Senior)	226.60	\$ 233.40	\$ 240.40	\$ 247.61	\$ 255.04	\$ 262.69	\$ 270.57	\$ 278.69	\$ 287.05	\$ 295.66	\$ 304.53	\$ 313.67
78	Telecommunications Consultant (Senior)	227.80	\$ 234.63	\$ 241.67	\$ 248.92	\$ 256.39	\$ 264.08	\$ 272.01	\$ 280.17	\$ 288.57	\$ 297.23	\$ 306.14	\$ 315.33
77	Telecommunications Engineer	255.20	\$ 262.86	\$ 270.74	\$ 278.86	\$ 287.23	\$ 295.85	\$ 304.72	\$ 313.86	\$ 323.28	\$ 332.98	\$ 342.97	\$ 353.26
76	Telecommunications Engineer (Senior)	255.00	\$ 262.65	\$ 270.53	\$ 278.65	\$ 287.00	\$ 295.61	\$ 304.48	\$ 313.62	\$ 323.03	\$ 332.72	\$ 342.70	\$ 352.98
79	Telecommunications, System Analyst	237.00	\$ 244.11	\$ 251.43	\$ 258.98	\$ 266.75	\$ 274.75	\$ 282.99	\$ 291.48	\$ 300.22	\$ 309.23	\$ 318.51	\$ 328.06
27	Testing Specialist	266.00	\$ 273.98	\$ 282.20	\$ 290.67	\$ 299.39	\$ 308.37	\$ 317.62	\$ 327.15	\$ 336.96	\$ 347.07	\$ 357.48	\$ 368.21
28	Training Specialist/Instructor	264.00	\$ 271.92	\$ 280.08	\$ 288.48	\$ 297.13	\$ 306.05	\$ 315.23	\$ 324.69	\$ 334.43	\$ 344.46	\$ 354.79	\$ 365.44
56	Writer/Editor, Technical	244.60	\$ 251.94	\$ 259.50	\$ 267.28	\$ 275.30	\$ 283.56	\$ 292.07	\$ 300.83	\$ 309.85	\$ 319.15	\$ 328.72	\$ 338.58

* Contract year one begins on the date of contract award and continues for one year, contract year two begins one year after contract award and continues one year, etc.

COMPANY:PN AUTOMATION, INC.
POC:NITIN BAVISKAR
ADDRESS:6411 IVY LN, STE 410, GREENBELT MD 20770

OFFICE:3015794669
FAX:



AUTHORIZED SIGNATURE

____ COO _____

TITLE