



# **Safety and Fitness Electronic Records (SAFER)**

## **Safer Software version 9.3**

# **Interface Control Document**

DRAFT Version 9.3

January 22, 2015

*Prepared for:*  
*US Department of Transportation*  
*Federal Motor Carrier Safety Administration*  
*400 Seventh Street, SW*  
*Washington, DC 20590*



*John A. Volpe National Transportation Systems Center (Volpe Center)*  
*55 Broadway*  
*Cambridge, Massachusetts 02142*

*The Motor Carrier Safety Improvement Act was signed into law on December 9, 1999. This act established a new Federal Motor Carrier Safety Administration (FMCSA) within the US Department of Transportation (DOT), effective January 1, 2000. Prior to that, the motor carrier and highway safety program was administered under the Federal Highway Administration (FHWA).*

*The mission of the FMCSA is to improve truck and commercial passenger carrier safety on our nation's highways through information technology, targeted enforcement, research and technology, outreach, and partnerships. The FMCSA manages the ITS/Commercial Vehicle Operations (CVO) Program, a voluntary effort involving public and private partnerships that uses information systems, innovative technologies, and business practice reengineering to improve safety, simplify government administrative systems, and provide savings to states and motor carriers. The FMCSA works closely with the FHWA's ITS JPO to ensure the integration and interoperability of ITS/CVO systems with the national ITS program.*

### **NOTE ON VERSION NUMBERING**

Originally, the software, database and interface control document were synchronized and released simultaneously. That is no longer the case and the version numbers for the software, the database and the document therefore vary:

- The current software version number is 8.1.
- The current database version number is 4.2.3.
- The current document version number 8.1.

It is important to remember that this is a preliminary document. The material presented here will undergo several iterations of review and comment before a baseline version is published.

The document is disseminated in the interest of information exchange only.

For questions on the functionality of the software, please contact the following:

**FMCSA Technical Support -- 617-494-3003**

**Review comments are welcome. Please send comments to:**

Mr. Li Ma

E-Mail: [Li.Ma@dot.gov](mailto:Li.Ma@dot.gov)

Ms. Jingfei Wu

E-Mail: [Jingfei.Wu@dot.gov](mailto:Jingfei.Wu@dot.gov)

# Safety and Fitness Electronic Records (SAFER)

## Version 9.2

### Interface Control Document

#### Table of Contents

<b>INTRODUCTION.....</b>	<b>2-4</b>
<b>1.1 Document Purpose and Scope.....</b>	<b>2-4</b>
<b>1.2 Document Organization.....</b>	<b>2-4</b>
<b>1.3 Document History, Status and Schedule.....</b>	<b>2-4</b>
<b>1.4 Documentation Conventions.....</b>	<b>2-5</b>
1.4.1 Acronyms, Abbreviations, and Terms.....	2-5
1.4.2 Data Structure Notation Conventions.....	2-5
1.4.3 Data-Element Notation.....	2-6
1.4.4 Universal Resource Locator (URL) Notation.....	2-6
<b>1.5 Assumptions, Limitations, and Restrictions.....</b>	<b>2-7</b>
<b>1.6 Commercial Vehicle Information Systems and Networks (CVISN).....</b>	<b>2-7</b>
<b>1.7 Points of Contact.....</b>	<b>2-7</b>
<b>2 APPLICABLE DOCUMENTATION.....</b>	<b>8</b>
<b>2.1 Parent Documents.....</b>	<b>8</b>
<b>2.1 Related Documents.....</b>	<b>8</b>
<b>2.2 Reference Documents.....</b>	<b>8</b>
<b>3 GENERAL INTERFACE DESCRIPTION.....</b>	<b>9</b>
<b>3.1 Overview of Interfacing Systems.....</b>	<b>9</b>
<b>3.2 SAFER.....</b>	<b>9</b>
<b>3.3 CVIEW.....</b>	<b>9</b>
<b>3.4 Applicable Standards and Constraints.....</b>	<b>11</b>
<b>4 INTERFACE SPECIFICATIONS.....</b>	<b>11</b>
<b>4.1 Web services interface.....</b>	<b>11</b>
4.1.1 Purpose of the SAFER Web Services Interface.....	12
4.1.2 Interface Summary.....	12
4.1.3 Query Response.....	13
4.1.4 Processing Overview.....	13
4.1.5 Client System Development.....	13
4.1.6 CVISN State Programs.....	134
<b>4.2 XML / FTP Interface.....</b>	<b>14</b>
4.2.1 XML / FTP Summary.....	14
<b>4.3 FTP Server.....</b>	<b>15</b>
4.3.1 User IDs and Passwords.....	15
4.3.2 Directories.....	15
<b>4.4 Files, File Names and Formats.....</b>	<b>17</b>
4.4.1 Input Transaction Files.....	17
4.4.2 Input Transaction Log Files.....	18
4.4.3 Output Files.....	18
4.4.4 XML Subscription Output Files.....	19
<b>4.5 XML Subscription Configuration.....</b>	<b>19</b>
4.5.1 VIEW XML Subscription Configuration.....	19
4.5.2 CHANGE XML Subscription Configuration.....	20
4.5.3 REQUEST XML Subscription.....	20

<b>4.6</b>	<b><u>Standards and Conventions for Input and Output Transactions</u></b>	<b>21</b>
4.6.1	<u>Conditional Processing</u>	22
4.6.2	<u>Data Validation</u>	22
4.6.3	<u>Error Processing / Recovery</u>	22
4.6.4	<u>Schedule/Frequency</u>	22
4.6.5	<u>Initiation Method for Input Transactions for FTP</u>	22
4.6.6	<u>Initiation Method for Output Transactions for FTP</u>	22
4.6.7	<u>Synchronization / Dependencies</u>	22
4.6.8	<u>Priority</u>	22
4.6.9	<u>Maximum Transaction Size</u>	22
4.6.10	<u>Source</u>	23
4.6.11	<u>Destination</u>	23
4.6.12	<u>Communication / Transmission Process</u>	23
<b>4.7</b>	<b><u>Transactions and Interface Identification</u></b>	<b>23</b>
<b>4.8</b>	<b><u>XML Formats</u></b>	<b>24</b>
4.8.1	<u>Interface Header</u>	25
4.8.2	<u>Transaction Header</u>	25
4.8.3	<u>Transaction Data</u>	26
4.8.4	<u>Null Field Values</u>	26
4.8.5	<u>Repeating Groups</u>	27
4.8.6	<u>Root Transaction and Full example</u>	27
<b>4.9</b>	<b><u>TRANSACTION SPECIFICATIONS</u></b>	<b>27</b>
4.9.2	<u>T0019, IFTA Input Transaction</u>	27
4.9.2	<u>Transaction Parameters</u>	28
4.9.3	<u>T0020, IRP Account Input Transaction</u>	31
4.9.4	<u>T0021, IRP Fleet Input Transaction</u>	35
4.9.5	<u>T0022V3, IRP Registration (Cab Card) Input Transaction</u>	39
4.9.6	<u>T0024V2, Vehicle Transponder ID Input Transaction</u>	52
4.9.7	<u>T0025, IFTA Output Transaction</u>	55
4.9.8	<u>T0026, IRP Account Output Transaction</u>	58
4.9.9	<u>T0027, IRP Fleet Output Transaction</u>	60
4.9.20	<u>T0028V3, IRP Registration (Cab Card) Output Transaction</u>	62
4.9.21	<u>T0029V2, Vehicle Transponder ID Output Transaction</u>	66
4.9.22	<u>T0030, Vehicle Inspection Summary Output Transaction</u>	67
4.9.23	<u>T0031, MCMIS Safety and Census Output Transaction</u>	70
4.9.24	<u>T0031V2, MCMIS Safety and Census Output Transaction</u>	<b>Error! Bookmark not defined.</b>
4.9.25	<u>T0032, Licensing and Insurance Output Transaction</u>	84
<b>5</b>	<b><u>APPENDIX A.: Data Dictionary</u></b>	<b>99</b>
<b>6</b>	<b><u>APPENDIX B.: JURISDICTION CODES</u></b>	<b>100</b>
<b>7</b>	<b><u>APPENDIX C.: IFTA STATUS CODES</u></b>	<b>104</b>
<b>8</b>	<b><u>APPENDIX D.: IRP VEHICLE STATUS CODE</u></b>	<b>106</b>
<b>9</b>	<b><u>APPENDIX E.: VEHICLE USE CLASS CODE</u></b>	<b>108</b>
<b>10</b>	<b><u>APPENDIX F.: IRP FLEET CODE</u></b>	<b>113</b>
<b>11</b>	<b><u>APPENDIX G.: CARRIER CLASSIFICATION CODE</u></b>	<b>115</b>
<b>12</b>	<b><u>APPENDIX H.: CARGO CLASSIFICATION CODES</u></b>	<b>117</b>
<b>13</b>	<b><u>APPENDIX I.: HAZMAT CODES</u></b>	<b>119</b>
<b>14</b>	<b><u>APPENDIX J.: TIME ZONE CODE</u></b>	<b>124</b>
<b>15</b>	<b><u>APPENDIX K.: COMPRESSION FORMAT</u></b>	<b>126</b>
<b>16</b>	<b><u>APPENDIX L.: TRANSACTION SAMPLES AND SCHEMAS</u></b>	<b>4-128</b>
<b>16.1</b>	<b><u>Vehicle Country Codes</u></b>	<b>4-128</b>

<b><u>16.2</u></b>	<b><u>Vehicle License Plate State Codes</u></b> .....	<b>4-128</b>
<b><u>17</u></b>	<b><u>APPENDIX M.: State CVISN Programs</u></b> .....	<b><u><a href="#">17-126</a></u></b>

## INTRODUCTION

This document describes the interface specifications for systems that interface to the Safety and Fitness Electronic Records (SAFER) version 8.1 System, a component of the Intelligent Transportation System (ITS), which is part of the Commercial Vehicle Information Systems and Networks (CVISN) architecture.

### 1.1 DOCUMENT PURPOSE AND SCOPE

The purpose of this document is to describe the eXtensible Markup Language (XML), Web Services, and File Transport Protocol (FTP) interfaces between the SAFER system and a CVIEW or equivalent system.

### 1.2 DOCUMENT ORGANIZATION

The remainder of this Interface Control Document is organized into the following sections:

Section 2: Applicable Documentation  
Section 3: General Interface Description  
Section 4: Interface Specification  
Appendix A: Data Dictionary  
Appendix B: Jurisdiction Codes  
Appendix C: IFTA Status Codes  
Appendix D: IRP Vehicle Status Codes  
Appendix E: Vehicle Use Class Codes  
Appendix F: IRP Fleet Codes  
Appendix G: Carrier Classification Codes  
Appendix H: Cargo Classification Codes  
Appendix I: Hazmat Codes  
Appendix J: Time Zone Codes  
Appendix K: Compression Format  
Appendix L: Transaction Samples and Schemas

### 1.3 DOCUMENT HISTORY, STATUS AND SCHEDULE

This document, prepared by the John A. Volpe National Transportation Systems Center, is based on a previous version of the SAFER Interface Control Document Safety and Fitness Electronic Records (SAFER) System Interface Control Document version 8.1. This version specifically includes updated documentation on the transactions, specifications for transactions that have been added or modified to the system since the last revision.

This document is considered to be preliminary. The material will undergo several iterations of review and comment before a baseline version can be published.

Document History	Date	Comments
SAFER 4.2 ICD	2003	Created by JHUAPL
SAFER 5.1 ICD	March 2007	Updated by the Volpe Center
SAFER 8.1 ICD	February 2008	Updated by the Volpe Center
SAFER 9.1 ICD	October 24, 2011	Updated by the Volpe Center
SAFER 9.2 ICD	July 10, 2012	Updated by the Volpe Center
SAFER 9.3 ICD	Feb. 4, 2013	Updated by the Volpe Center. Add T0017 (UCR upload) and T0034 (UCR download)

## 1.4 DOCUMENTATION CONVENTIONS

### 1.4.1 ACRONYMS, ABBREVIATIONS, AND TERMS

AAMVA	The American Association of Motor Vehicle Administrators
CVIEW	Commercial Vehicle Information Exchange Window
CVISN	Commercial Vehicle Information Systems and Networks
CVO	Commercial Vehicle Operations
FMCSA	Federal Motor Carrier Safety Administration
FTP	File Transfer Protocol
FTS2001	Federal Technology Services
ICD	Interface Control Document
IFTA	International Fuel Tax Agreement
IRP	International Registration Plan
ITS	Intelligent Transportation Systems
LSI	Legacy System Interface
MCMIS	Motor Carrier Management Information Systems
DOS	Disk Operating System
POP3	Post Office Protocol, version 3
PPTP	Point-to-Point Tunneling Protocol
PRISM	Performance and Registration Information Management System
SAFER	Safety And Fitness Electronic Records
SCAPI AFF	SAFER/CVIEW Applications Programming Interface Application File Format
SMTP	Simple Mail Transfer Protocol
SOAP	Simple Object Access Protocol
SOWG	SAFER Option Working Group
TCP/IP	Transmission Control Protocol/ Internet Protocol
TS	Transaction Set
TZ	Time Zone
URL	Universal Resource Locator
USDOT	United States Department of Transportation
VIN	Vehicle Identification Number
VPN	Virtual Private Network
WSDL	Web Services Definition Language
XML	eXtensible Markup Language

### 1.4.2 DATA STRUCTURE NOTATION CONVENTIONS

Each transaction type is described in terms of a high-level data-structure notation. This convention is used to describe the data structure in terms of content (each element separated by “+”) and the order of the elements, and indicates where data elements can be defined as an iteration “{...}”, i.e., a repeatable group.

For example, the IRP Account Transaction consists of an IRP account, name, and address. This information shall be structured in a file as follows:

```
Interface Header + IRP Account Transaction Header + {IRP Account + {IRP Account Name + {IRP
Account Address}}}
```

### 1.4.3 DATA-ELEMENT NOTATION

Each data structure consists of one or more data elements. Each data element will be prefixed with an indication of the table used in SAFER: “<table name>.<data element name>”

The names of all data-element fields are provided in Appendix A – Data Dictionary.

“Mandatory” indicates that a field is mandatory, i.e., the information contained in the record is not useful without it. Records will be rejected if the field is missing.

“Conditional Mandatory” indicates that a field is mandatory, i.e., the information contained in the record is not useful without it, if the participating state is participating in the PRISM program in addition to CVISN.

“Optional” indicates that the record is less useful without the data in this field, but the information is not necessary.

*Note: ALL optional fields should be included in the record structure whenever possible.*

### 1.4.4 UNIVERSAL RESOURCE LOCATOR (URL) NOTATION

Each state, province or other jurisdiction utilizes a user ID and password to access the SAFER FTP server. The user ID will be “CVIEWxx,” where xx is the two-character postal code for the jurisdiction. For instance, the user ID for the state of Kentucky is CVIEWKY, and for Maryland it is CVIEWMD.

Each user ID will have an associated password, which will be assigned by the Volpe Center at the time the user ID is created. Users may change their passwords by contacting FMCSA Technical Support.

In this document, Universal Resource Locators, or URLs, will be used to show examples of file names and directories on the SAFER FTP server. The URL can be typed into the “address” bar on a web browser to explore the FTP server. In examples, “CVIEWxx” will be used as the user id and “\*\*\*\*” as the password, thus: [ftp://CVIEWxx:\\*\\*\\*\\*@ftp.safersys.org/SAFER](ftp://CVIEWxx:****@ftp.safersys.org/SAFER)

*Note: “xx” represents the two-character state code; “ \*\*\*\* ” represents the user name and password.*



## 1.5 ASSUMPTIONS, LIMITATIONS, AND RESTRICTIONS

**Limitation:** Country and Jurisdiction Codes will be limited to the USA, Mexico, Canada, and US Territories.

**Assumption:** Appendix L provides sample XML transactions and schemas. This document assumes that interface developers have a working knowledge of XML implementation techniques, and it therefore does not contain a detailed tutorial on how to implement these XML transactions.

*Note: [References 5 and 6](#) were used as a guide to developing the details provided in Appendix L.*

**Assumption:** Appendix M – SOAP Messages provides sample SOAP messages, which are exchanged with the Web Services interface. This document assumes that interface developers have a working knowledge of Web Services implementation techniques including SOAP, WSDL and XML, and it therefore does not contain a detailed tutorial on how to implement these SOAP transactions.

Specific restrictions are not identified in this section.

## 1.6 COMMERCIAL VEHICLE INFORMATION SYSTEMS AND NETWORKS (CVISN)

Documentation regarding the CVISN Program can be obtained from the CVISN Web Site that is at <http://cvisn.fmcsa.dot.gov>.

## 1.7 POINTS OF CONTACT

**FMCSA Technical Support for SAFER and CVISN applications**

**Tel.: (617) 494-3003**

Email: <mailto:fmctechsup@volpe.dot.gov>

<http://fmcsa-ts.dot.gov/>- Technical Support and Operational Information

Mr. Li Ma

SGT Inc., John A. Volpe National Transportation Systems Center

SAFER Team Lead

E-mail: [Li.Ma@dot.gov](mailto:Li.Ma@dot.gov)

Ms. Jingfei Wu

John A. Volpe National Transportation Systems Center

FMCSA Project Manager

E-mail: [jingfei.wu@dot.gov](mailto:jingfei.wu@dot.gov)

## 2 APPLICABLE DOCUMENTATION

### 1.1 PARENT DOCUMENTS

[1] User and Systems Requirement Document for the Safety and Fitness Electronic Records (SAFER) System-Version 2, The Johns Hopkins University Applied Physics Laboratory, SSD-POR-00-7288, V1.0, dated June 2001

[2] Safety and Fitness Electronic Records (SAFER) Version 4.2 External Interface and Security Requirements Document, Draft, the Johns Hopkins University Applied Physics Laboratory, dated August 2002

### 2.1 RELATED DOCUMENTS

[3] Safety and Fitness Electronic Records (SAFER) System Interface Control Document, The Johns Hopkins University Applied Physics Laboratory, SSD-POR-99-7129, Baseline V1.0, dated June 2001

The following documents have been superseded by this document:

T0022D - SAFER Transaction T0022D Specification. Vehicle IRP (Cab Card) Delete Transaction

T0028D - SAFER Transaction T0028D Specification. Vehicle IRP (Cab Card) Delete Output Transaction

Safety and Fitness Electronic Records (SAFER) Interface Version 4.2. Interface Control Document  
SAFER Web Services document

### 2.2 REFERENCE DOCUMENTS

[4] Internet Engineering Task Force, *STD0009: File Transfer Protocol, October 1985*. Available on the Internet via FTP at URL <ftp://ftp.isi.edu/in-notes/std/std9.txt>.

[5] Beginning XML 2nd Edition, David Hunter, Kurt Cagle, Chris Dix, Roger Kovack, Jonathan Pinnock, and Jeff Rafter, Copyright 2001, Wrox Press

[6] Essential XML Quick Reference, Aaron Skonnard and Martin Gudgin, Copyright 2002, Pearson Education, Inc.

[7] SAFER-PRISM Central Site Software Design Document, Baseline V1.0, SSD-POR-02-7348, the Johns Hopkins University Applied Physics Laboratory, dated July 2002

[8] SAFER Option Working Group Proposed State – SAFER Flat File and XML Interfaces Control Document, Bill Goforth and Doug Deckert, Washington State Department of Transportation Management Information Services, dated July 2001

[9] SAFER Option Working Group Data Dictionary, accompanies reference 8

[10] SAFER Option Working Group Reference Spreadsheet (code values), accompanies reference 8

[11] PRISM 41P doc.

## 3 GENERAL INTERFACE DESCRIPTION

### 3.1 OVERVIEW OF INTERFACING SYSTEMS

The interfaces between the following systems are the subject of this document. Each is discussed in this section:

- SAFER Interface Version 9.2
- CVIEW or equivalent system

### 3.2 SAFER

The SAFER system is being developed as a component of the Intelligent Transportation System (ITS). One of its primary functions is to increase the efficiency and effectiveness of the inspection process at roadside. The SAFER system currently provides information on carriers, vehicles, driver safety, and supporting credentials to fixed and mobile roadside inspection stations. This allows roadside inspectors and other potential users to focus their efforts on high-risk areas; i.e., selecting vehicles and/or drivers for inspection based on the number of prior inspections and safety and credential history. As a result, inspection resources will be directed at drivers and vehicles associated with carriers that have had few prior inspections or with poor safety/credential records, while minimizing inspections of carriers with many prior inspections and good safety/credential histories. This will improve the overall cost-effectiveness of the inspection process and will provide an incentive to safe and legal carriers to continue their practices.

SAFER Version 9.2 was developed to support an eXtensible Markup Language (XML) and File Transport Protocol (FTP) interface for the exchange of commercial carrier and vehicle safety and supporting credentials information. This interface is the primary subject of this document. It supersedes the interface types, which the SAFER system no longer supports, that are described in reference 3 above.

*Note: Safer version 5.1 supports CVISN interface version 4.2.*

### 3.3 CVIEW

The Commercial Vehicle Information Exchange Window (CVIEW) is an electronic data-exchange system that provides information about carriers and vehicle safety and credentials to fixed and mobile roadside inspection stations, state agencies, and other third-party users. This information allows roadside inspectors to select vehicles and/or drivers for inspection based on the number of the carrier's previous inspections, as well as on historical data for the carrier, the vehicle, driver safety records and other credentials. It permits state agencies to perform safety checks before issuing certain types of credentials and also helps third-party users such as insurers obtain safety data to support their underwriting processes.

CVIEW is owned by and located in each state that elects to use it to exchange data. CVIEW is being designed to facilitate the exchange of inter- and intra-state safety and credential data within the state and among CVISN core infrastructure systems, e.g., SAFER.

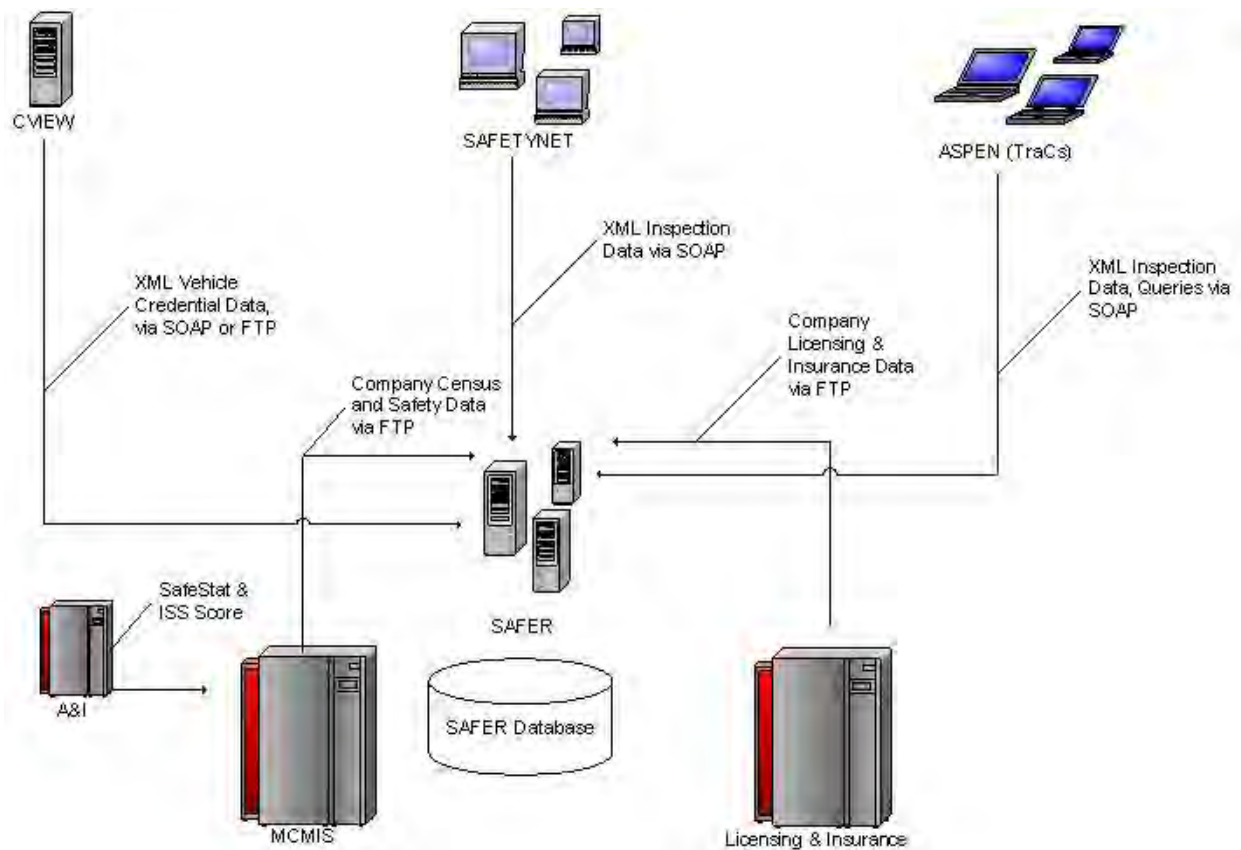
The FMCSA, and previously the FHWA Office of Motor Carriers (OMC), has provided carrier safety data to industry and the public for many years through telephone requests and paper reports. The CVIEW system makes it possible to offer this information, as well as credential data, electronically.

Access is currently provided to carrier and vehicle snapshots, a concise electronic record of safety and credential data, including identification, size, commodity, safety record (including any safety rating), and roadside out-of-service inspection data, registration and permit information.

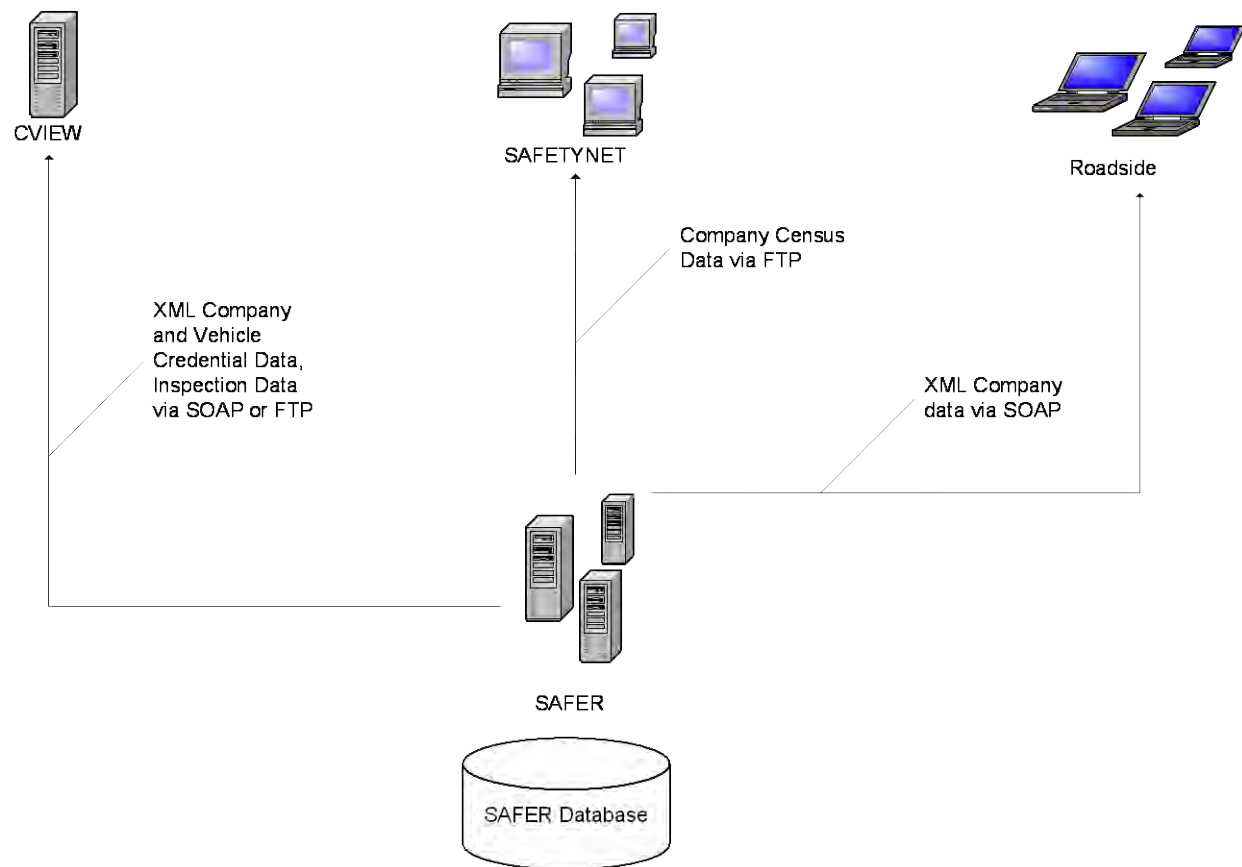
The SAFER Interface Version 9.2 will continue to support carrier and vehicle data exchange with CVIEW systems that are modified to support the XML / FTP interface and the XML / Web services interface.

Previously deployed CVIEW system Version 3.3, and the communication through the Remote Procedure Call (RPC) interface, are obsolete and have been replaced by Web services and FTP interface.

A graphical depiction of the system interfaces described in section 3.2 is shown in Figure 3-1.



**Figure 3-1. SAFER Version 9.2 Input Transactions**



**Figure 3–2. SAFER Version 9.2 Output Transactions**

### 3.4 APPLICABLE STANDARDS AND CONSTRAINTS

The following standards apply:

- Internet Engineering Task Force, STD0009: File Transfer Protocol, October 1985.
- XML: The following link hosted by OASIS (<http://www.oasis-open.org/>) provides an XML core standard reference: <http://xml.coverpages.org/xml.html>
- SOAP 1.1 Specification <http://www.w3.org/TR/2000/NOTE-SOAP-20000508/>
- WSDL 1.1 Specification <http://www.w3.org/TR/wsdl>

## 4 INTERFACE SPECIFICATIONS

The SAFER Version 9.2 supports several external interfaces: the new Web Services and the interface previously supported by SAFER Version 4.2, which includes the XML / FTP interface.

The next sections define these types of interfaces.

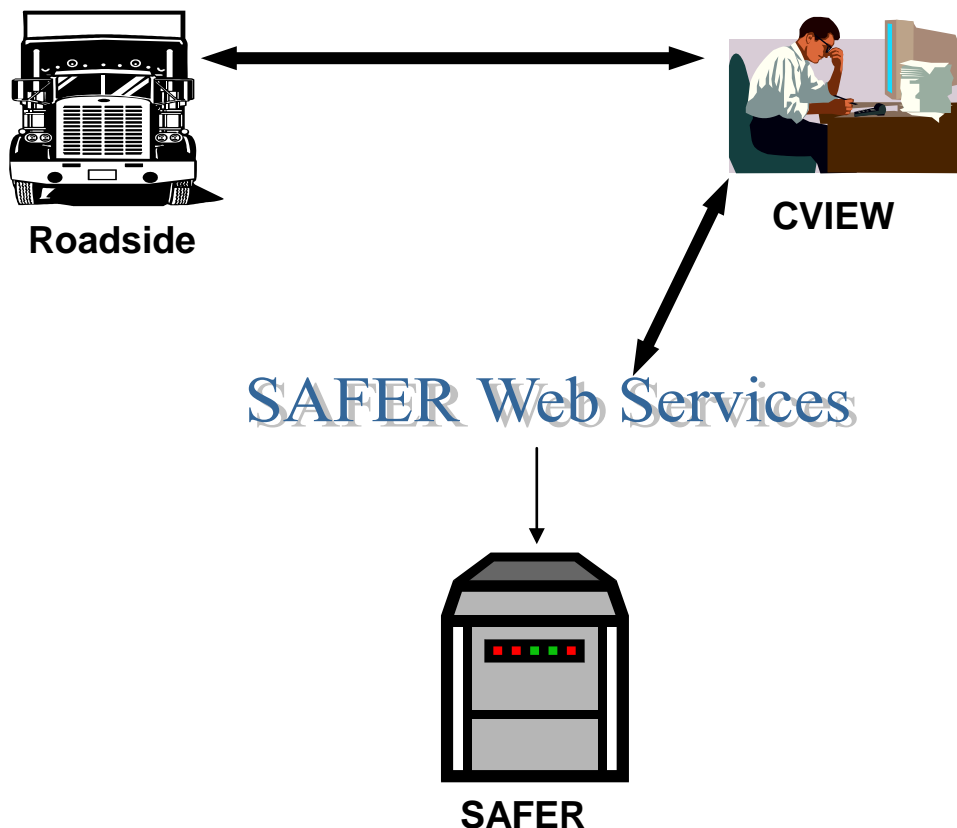
### 4.1 WEB SERVICES INTERFACE

This section specifies the interface for SAFER Web Services. The SAFER Web Services interface is intended to allow near real-time queries for client systems accessing SAFER. It is intended to augment

the FTP interface specified in the SAFER Version 4.2 Interface Control Document (ICD), and is intended to eventually provide all of the functionality provided by the FTP Interface for those states who may prefer to use it.

#### **4.1.1 PURPOSE OF THE SAFER WEB SERVICES INTERFACE**

SAFER Web Services is intended to allow state systems to conduct near real-time queries. In a typical scenario, a roadside user queries a CVIEW server for data, and when it is not found in the CVIEW database, the CVIEW server performs a Web Service query to SAFER Web Services and passes the response back to the roadside.



#### **4.1.2 INTERFACE SUMMARY**

A CVIEW or equivalent system, hereafter referred to as a “state system,” will use this interface to perform two basic operations: near real-time queries to obtain XML output file, near real-time uploads. The XML input or output files will conform to the specifications of the SAFER XML output transactions. The state system shall interact with the SAFER system in the manner described below.

##### **4.1.2.1 QUERIES**

A state system connects to the SAFER Web Services Interface using the standard SOAP and WSDL protocols. There are two levels of authentication that may be required. If a user has a persistent VPN or other trust relationship with the FMCSA network, then the user will not be required to authenticate in order to reach the SAFER Web Services server. Other users will need to authenticate with the UAS system before being allowed to connect to the SAFER Web Services Interface. The other level of authentication is in the transaction SOAP message itself that requires a UAS username and password. Instructions on how to apply for accounts can be obtained from the FMCSA Technical Support web site.

*Note: A sample SAFER Web Service Client will be provided for states to assist in their integration efforts.*

#### **4.1.2.2 UPLOADS**

To upload information to be used by other jurisdictions, the state system will connect to the SAFER Web Services Interface using the standard SOAP and WSDL protocols. There are two levels of authentication that may be required. If a user has a persistent VPN or other trust relationship with the FMCSA network, then the user will not be required to authenticate in order to reach the SAFER Web Services server. Other users will need to authenticate with the UAS system before being allowed to connect to the SAFER Web Services Interface. The other level of authentication is in the transaction SOAP message itself that requires a UAS username and password. Instructions on how to apply for accounts can be obtained from the FMCSA Technical Support web site.

#### **4.1.3 QUERY RESPONSE**

Queries will either retrieve results that conform to the specification of the SAFER output transactions, or an XML error message. These XML error messages will be formatted to support automated operation by the state system.

##### **4.1.3.1 BATCH RESPONSE**

Uploading large files through the SAFER Web Services is done asynchronously using the method SAFERXMLUploadDeferred. The response message to the state client system indicates that the data has been queued for processing. Log files are produced on the SAFER server processing these asynchronous uploads, and communication of the status of these uploads still needs to be worked out with the state users.

#### **4.1.4 PROCESSING OVERVIEW**

The steps in a SAFER Web Services transaction are:

1. The state system makes a method or function call invoking a web service client method.
2. The state system constructs a SOAP message containing the method name and parameters for the desired transaction.
3. The state system sends the SOAP message to SAFER over the network using the HTTP protocol.
4. SAFER Web Services extracts the XML transaction parameters from the incoming SOAP message.
5. SAFER Web Services uses that information to create an instance of an XML transaction class and uses attributes of the class to perform the transaction, producing an XML output document. If the transaction is a SAFER output transaction, the output document contains the data resulting from the query, or a response if the query failed or did not return any data. If the transaction is a SAFER input transaction, the output document is a status or error message.
6. SAFER Web Services bundles the XML output file into an outgoing SOAP message.
7. The SOAP message is sent to the state system over the Internet using the HTTP protocol.
8. The state system's toolkit-generated code extracts the XML output from the SOAP message.
9. The original method or function called by the state system receives an XML document as its return value.

#### **4.1.5 CLIENT SYSTEM DEVELOPMENT**

Example clients and other information for client system developers will be made available on the CVISN Web Site.

#### **4.1.6 CVISN STATE PROGRAMS**

There are four CVISN programs currently SAFER supported, Non-IRP states, CVISN-ONLY states, PRISM-ONLY states and CVISN-PRISM states. Appendix M listed all states and their program.

### **4.2 XML / FTP INTERFACE**

This section documents the XML/FTP interface to SAFER. For some states this may be the only interface used.

#### **4.2.1 XML / FTP SUMMARY**

CVIEW or equivalent system, hereafter referred to as a “state system,” will use this interface to perform two basic operations: downloading files containing information from various sources including other states, and uploading files containing information to be shared among participating jurisdictions. The state system will interact with the SAFER system in the manner described below.

##### **4.2.1.1 DOWNLOADING XML FILES**

A state system connects to the SAFER FTP server using the standard TCP/IP FTP protocol.

When it logs in, it will be automatically pointed to a default directory. For each XML Output transaction a separate directory will be maintained on the server.

Using the standard FTP “change directory command”, the state system can change to the directory that contains the desired type of information and download the files for a given XML output transaction type. The standard FTP protocols are used to transfer the files.

Most download directories will be accessible to all jurisdictions; however, each jurisdiction will have a unique directory to which it alone has “read-access.” That directory will contain files specifically for that jurisdiction that other jurisdictions may not receive. The state system can change to this directory and download its files. Other state systems will be denied access to that directory.

Section 4.3.2 in this document (Directories) describes the directory structure on the SAFER 9.2 FTP server. For instance, IFTA files would be found in `ftp://CVIEWxx:****@ftp.safersys.org/T0025`.

##### **4.2.1.2 UPLOADING XML FILES**

To share information with other jurisdictions, a state system first logs into the SAFER FTP server and is pointed to a default directory. The SAFER FTP server will maintain a special directory specifically for the purpose of receiving uploaded state files. The state system uses the FTP “change directory” command to change to this directory and then uses the standard FTP protocol to upload one or more files.

All jurisdictions will have the “add privilege” for accessing the SAFER input directory, which will only allow them to add files to that directory; all other access will be denied so as to prevent sensitive information from being read outside of a jurisdiction-specific directory.

After completing a sequence of operations the state system will log out of the SAFER FTP server.

The Directories section of this document (4.3.2) describes the directory structure on the SAFER 9.2 FTP server. For instance, upload files may be deposited in `ftp://CVIEWxx:****@ftp.safersys.org/SAFER`.

##### **4.2.1.3 LOGGING AND ERROR REPORTING**

As uploaded files are processed, a log is created which describes the status of each transaction and any errors that might have occurred. Jurisdictions can access these logs to verify and correct errors. A file-



naming convention will relate the log file to the input transaction file deposited by the jurisdiction. The log file may be downloaded from the FTP server in the same manner as previously described for downloading XML files. The log file will contain readable text (not XML), and will not be formatted specifically for machine applications.

#### **4.2.1.4 SECURITY CONSIDERATIONS**

The scenarios described in this section, if performed on the Internet, require a VPN connection or other trusted network relationship with the FMCSA network in order to connect to the SAFER system. All interactions, including logging into the SAFER FTP server, occur within a VPN or other trusted security environment.

For further information about setting up an Internet VPN connection to SAFER, please contact FMCSA Technical Support (see section 1.7 of this document).

### **4.3 FTP SERVER**

A state system interfaces with the SAFER system by logging onto the SAFER FTP server and using the FTP protocol to upload and download files. Each transaction utilizes files operations in a specific FTP directory. This section gives an overview of the FTP server.

#### **4.3.1 USER IDS AND PASSWORDS**

Each state, province or other jurisdiction utilizes a user ID and password to access the SAFER FTP server. The user ID will be "CVIEWxx" where xx is the two character postal code for the jurisdiction. For instance, the user ID for the state of Kentucky is CVIEWKY, and for Maryland is CVIEWMD.

Each user ID will have an associated password, which will be assigned by the Volpe Center at the time the user ID is created. A user password can be changed by contacting FMCSA Technical Support.

In this document, Universal Resource Locaters (URLs) will be used to show examples of file names and directories on the SAFER FTP server. The URL can be typed into the "address" bar on a web browser to explore the FTP server.

In these examples "CVIEWxx" will be used as the user id and "\*\*\*\*\*" as the password, thus:  
"ftp://CVIEWxx:\*\*\*\*\*@ftp.safersys.org/SAFER"

#### **4.3.2 DIRECTORIES**

The SAFER FTP site consists of a root directory and several subdirectories. Each subdirectory is associated with certain transactions, and files are either downloaded from, or uploaded to, it. All input transactions, in which a state system sends information to SAFER, take place in one directory that is common to all states. Each output transaction has a particular directory that identifies the type of information it contains. For instance, IFTA XML output transaction files are placed in a directory called "T0025" since that is the interface-identifier for the output IFTA transaction.

In the case of sensitive information that cannot be shared across jurisdictions, an XML output transaction directory will further be divided into separate subdirectories for each jurisdiction. A particular jurisdiction's files are placed in that jurisdiction's subdirectory for retrieval. Currently, only the state subscription folders contain state-specific information.

In addition to the input and output transaction directories, a separate directory will provide access to logs that report on the results of the input transactions.

Figure 4-1 and Table 4-2 describe the FTP directory output folders structure.

ftp://ftp.safersys.org/

Directory LOGS (Input transaction log file location)

Directory SAFER (Input transaction file location)

Directory T0025 (IFTA Output Transaction file location)

Directory T0025D (IFTA Delete Output Transaction file location)

Directory T0026 (IRP Account Output Transaction file location)

Directory T0027 (IRP Fleet Output Transaction file location)

Directory T0028DV3 (Vehicle Registration Delete Output Transaction file location)

Directory T0028V3 (Vehicle Registration Output Transaction file location)

Directory T0029V2 (Vehicle Transponder Output transaction file location)

Directory T0030 (Vehicle Inspection Summary Output transaction file location)

Directory T0031V3 (MCMIS Census & Safety Output transaction file location)

Directory T0032 (Licensing & Insurance Output transaction file location)

Directory T0033 (Vehicle Inspection Detail Output transaction file location)

**Figure 4-1 – FTP Directory Structure**

**Table 4-2. Transactions Supported by FTP and Web Services**

The following table provides an overview of transactions users may employ, with the implementation status for each transaction and interface.

Transaction ID	Type	Transaction	FTP	Web Services
T0019	Input	International Fuel Tax Agreement (IFTA)	Implemented	Implemented
T0019D	Delete	International Fuel Tax Agreement (IFTA)	Implemented	Implemented
T0020	Input	IRP Account	Implemented	Implemented
T0021	Input	IRP Fleet	Implemented	Implemented
T0022V3	Input	IRP Registration (Cab Card)	Implemented	Implemented
T0022DV3	Delete	IRP Registration (Cab Card)	Implemented	Implemented
T0024V2	Input	Vehicle Transponder ID	Implemented	Not Implemented
T0025	Output	International Fuel Tax Agreement (IFTA)	Implemented	Implemented (Query Only)
T0025D	Delete Output	International Fuel Tax Agreement (IFTA)	Implemented	N/A
T0026	Output	IRP Account	Implemented	Implemented (Query Only)
T0027	Output	IRP Fleet	Implemented	Implemented (Query Only)
T0028V3	Output	IRP Registration (Cab Card)	Implemented	Implemented (Query Only)
T0028DV3	Delete Output	IRP Registration (Cab Card)	Implemented	N/A
T0029V2	Output	Vehicle Transponder ID	Implemented	Implemented (Query Only)
T0030	Output	Vehicle Inspection Summary	Implemented	Implemented (Query Only)
T0031V3	Output	MCMIS Safety and Census	Implemented	Implemented (Query Only)

T0032	Output	Licensing and Insurance	Implemented	Implemented (Query Only)
T0033	Output	Inspection Detail	Implemented	Implemented (Query Only)

**Table 4-3. Input / Output Transactions for XML/FTP Interface**

ID	Type	Transaction	URL
T0019	Input	International Fuel Tax Agreement (IFTA)	ftp://CVIEWxx:****@ftp.safersys.org/SAFER
T0019D	Input	International Fuel Tax Agreement (IFTA)	ftp://CVIEWxx:****@ftp.safersys.org/SAFER
T0020	Input	IRP Account	ftp://CVIEWxx:****@ftp.safersys.org/SAFER
T0021	Input	IRP Fleet	ftp://CVIEWxx:****@ftp.safersys.org/SAFER
T0022DV3	Input	Vehicle IRP (Cab Card)	ftp://CVIEWxx:****@ftp.safersys.org/SAFER
T0022V3	Input	IRP Registration (Cab Card)	ftp://CVIEWxx:****@ftp.safersys.org/SAFER
T0024V2	Input	Vehicle Transponder ID	ftp://CVIEWxx:****@ftp.safersys.org/SAFER
	Logs	Input Transaction Processing Results	ftp://CVIEWxx:****@ftp.safersys.org/LOGS
T0025	Output	International Fuel Tax Agreement (IFTA)	ftp://CVIEWxx:****@ftp.safersys.org/T0025
T0025D	Output	International Fuel Tax Agreement (IFTA)	ftp://CVIEWxx:****@ftp.safersys.org/T0025D
T0026	Output	IRP Account	ftp://CVIEWxx:****@ftp.safersys.org/T0026
T0027	Output	IRP Fleet	ftp://CVIEWxx:****@ftp.safersys.org/T0027
T0028DV3	Output	Vehicle IRP (Cab Card)	ftp://CVIEWxx:****@ftp.safersys.org/T0028DV3
T0028V3	Output	Vehicle IRP (Cab Card)	ftp://CVIEWxx:****@ftp.safersys.org/T0028V3
T0029V2	Output	Vehicle Transponder ID	<a href="ftp://CVIEWxx:****@ftp.safersys.org/T0029V2">ftp://CVIEWxx:****@ftp.safersys.org/T0029V2</a>
T0030	Output	Vehicle Inspection Summary	ftp://CVIEWxx:****@ftp.safersys.org/T0030
T0031V3	Output	MCMIS Safety and Census	ftp://CVIEWxx:****@ftp.safersys.org/T0031V3
T0032	Output	Licensing and Insurance	ftp://CVIEWxx:****@ftp.safersys.org/T0032
T0033	Output	Inspection Detail	ftp://CVIEWxx:****@ftp.safersys.org/T0033

## 4.4 FILES, FILE NAMES AND FORMATS

State systems interact with the FTP server by uploading to and downloading files from the directories. The contents and format of the files are indicated by the name of the directory in which they are placed, by the file name and by the file extension.

### 4.4.1 INPUT TRANSACTION FILES

Input transaction files are placed by state systems into the directory ftp://ftp.safersys.org/SAFER using the file-naming convention CVIEW<XX><SEQUENCE>.ZIP where:

- <XX> is the jurisdiction's two-letter postal code, and
- <SEQUENCE> is a 10-decimal number used to differentiate the file from others recently uploaded by the jurisdiction.

Note: SAFER will not use the file name to prioritize processing. The file-naming convention simply prevents two files from having the same name.

Files contained in the directories are compressed using the PK Zip format. See Appendix K, Compression Format. The file in the zip file should have the same name as the zip file, but with the ".XML" extension.

Examples: The following files, containing various transactions, might reside in <ftp://ftp.safersys.org/SAFER>. The name of the file in the zip file is also shown:

- CVIEWKY0000000001.ZIP (contains file CVIEWKY0000000001.XML)
- CVIEWKY0000000002.ZIP (contains file CVIEWKY0000000002.XML)
- CVIEWOR0000000018.ZIP (contains file CVIEWOR0000000018.XML)
- CVIEWOR0000000019.ZIP (contains file CVIEWOR0000000019.XML)
- CVIEWMD0000000557.ZIP (contains file CVIEWMD0000000557.XML)
- CVIEWMD0000000558.ZIP (contains file CVIEWMD0000000558.XML)

#### 4.4.2 INPUT TRANSACTION LOG FILES

The results of each input transaction file are reported in a log that is available on the SAFER FTP server. Each input transaction file has a name that incorporates the two-letter postal code of the jurisdiction sending it, as well as a sequence indicator ([Input Transaction Files](#)). The log for a particular input transaction file will have the same file name with the file extension “.LOG”. The logs will not be compressed.

Examples: The logs corresponding to the input files shown above would be found in the <ftp://ftp.safersys.org/LOGS> directory:

- CVIEWKY0000000001.LOG
- CVIEWKY0000000002.LOG
- CVIEWOR0000000018.LOG
- CVIEWOR0000000019.LOG
- CVIEWMD0000000557.LOG
- CVIEWMD0000000558.LOG

#### 4.4.3 OUTPUT FILES

Each output directory contains a baseline file and one or more update files.

A baseline file contains all of the relevant information for a transaction in the SAFER database at a specific time. An update file contains transactions for each change to the SAFER database since the last update was produced. A new update file containing new changes since the last update is created simultaneously whenever a baseline is produced. In this way, states that only want updates can skip the baseline. The baseline will never contain information that is not in the full sequence of update files.

By establishing a local data store from the baseline file and updating it with update files, a state system can keep its data base or files completely up to date. By consistently updating the local data store from the update files, only one baseline file need be downloaded during the entire life of the state system. A state system may however be synchronized more frequently with the SAFER database by periodically downloading the baseline file, though this should not have to be done often.

Files contained in the output directories are compressed utilizing the PK Zip format. See Appendix K, Compression Format. The file contained within the zip file should have the same name as the zip file, but with the “.XML” extension.

The files in an XML output transaction directory and in the ZIP file will be named according to the following convention: <transaction\_ID><YYYYMMDD><HHMMSS>.<Content>.<Type>, where

- <YYYYMMDD> is the date,
- <HHMMSS> is the time, in 24-hour format, hours, minutes, and seconds.

- <Content> is either “BL” for baseline or “UD” for Update, and
- <Type> is either “ZIP” for compressed archive files in the directory or “XML” for the uncompressed transaction file contained in the zip file.

Examples: T0028\_200410062345\_1.bl.xml

Note that a single MCMIS update may span several files (due to the 5,000 record limit per file) and thus several update files may have time-stamps within seconds of each other. The first two examples also show the name of the file contained in the zip file.

Baseline Vehicle Transponder ID and three updates for user CVIEWxx:

- Directory: ftp://ftp.safersys.org/T0029V2
- T0029\_YYYYMMDDHH24MISS\_1.BL.ZIP
- Directory: ftp://ftp.safersys.org/T0029V2
- T0029\_YYYYMMDDHH24MISS\_1.BL.ZIP
- T0029\_YYYYMMDDHH24MISS\_1.UD.ZIP
- T0029\_YYYYMMDDHH24MISS\_2.UD.ZIP
- T0029\_YYYYMMDDHH24MISS\_200.UD.ZIP

Note that the first baseline and the first update file in each directory have the same date and time-stamp. Users who have already established their local data stores may use the update files instead of the baseline. (They do not need to download the baseline file.)

#### **4.4.4 XML SUBSCRIPTION OUTPUT FILES**

XML subscription output files follow the same standards as the output files. The XML Subscription output files are located in a folder for each subscriber inside the parent transaction folder on the FTP site. The following section describes the interfaces used to configure subscription options.

### **4.5 XML SUBSCRIPTION CONFIGURATION**

Click the “XML Subscriptions” link on the SAFER Web Site to see and modify XML subscription configurations. The user can access their subscription using a credential issued by a member of the E-Authentication Federation, or through a FMCSA UAS Account.

#### **4.5.1 VIEW XML SUBSCRIPTION CONFIGURATION**

The XML subscription configuration view will have the following steps:

##### **4.5.1.1 AUTHENTICATION**

-User enters the approved user-account code to access the subscription-site (using a state or federal user-site subscription)

##### **4.5.1.2 SELECT XML SUBSCRIPTIONS**

-User clicks on the link to select XML subscriptions

##### **4.5.1.3 SELECT TRANSACTION SET**

-User clicks on transaction ID for the desired transaction set

##### **4.5.1.4 VIEW XML SUBSCRIPTION SUMMARY**

-User views the subscription summary page

#### **4.5.1.5 CLICK CHANGE (IF DESIRED)**

-User clicks CHANGE if they want to change any information

### **4.5.2 CHANGE XML SUBSCRIPTION CONFIGURATION**

The XML subscription request will have the following steps:

#### **4.5.2.1 AUTHENTICATION**

-User enters the approved user-account code to access the subscription-site (using a state or federal user-site subscription). Authentication is available using a FMCSA UAS account or e-authentication credentials.

#### **4.5.2.2 SELECT XML SUBSCRIPTIONS**

-User clicks on the link to select XML subscriptions

#### **4.5.2.3 SELECTION TRANSACTION SET**

-User clicks on the transaction ID for the desired transaction set

#### **4.5.2.4 VIEW SUBSCRIPTION SUMMARY**

-User views existing subscription configuration and decides what changes they want to make

#### **4.5.2.5 INCLUDE/EXCLUDE OPERATING STATE**

-User can include or exclude records based on their operating state

#### **4.5.2.6 SELECT STATES**

-If the user wants to include or exclude records based on their operating state, the system presents a screen with check boxes so they can select the states they want to include or exclude

#### **4.5.2.7 INCLUDE/EXCLUDE IRP BASE STATES**

-User includes or excludes records based on IRP base state

#### **4.5.2.8 SELECT STATES**

-If the user wants to include or exclude records based on IRP base state, the system presents a screen with check boxes so they can select the states they want to include or exclude

#### **4.5.2.9 SELECT OPTIONAL FIELDS**

-User selects which optional data they want to receive

#### **4.5.2.10 SUBSCRIBE**

-User clicks SUBSCRIBE

#### **4.5.2.11 VIEW SUBSCRIPTION SUMMARY**

-User views the subscription summary page

#### **4.5.2.12 CONFIRM SUBSCRIPTION**

-User confirms the subscription

#### **4.5.2.13 LANDING**

-User ends at the Transaction Set Selection page

### **4.5.3 REQUEST XML SUBSCRIPTION**

The XML subscription request will have the following steps:

#### **4.5.3.1 AUTHENTICATION**

-User enters the approved user-account code to access the subscription-site (using a state or federal user-site subscription). Authentication is available using a FMCSA UAS account or e-authentication credentials.

#### **4.5.3.2 SELECTION OF TRANSACTION ID**

-User clicks on the transaction ID for the desired transaction set they wish to subscribe to

#### **4.5.3.3 SELECTION OF OPERATING STATE EXCLUDE/INCLUDE**

-User may include or exclude records based on their operating state

#### **4.5.3.4 SELECT STATES**

-If the user wants to include or exclude records based on their operating state, the system presents a screen with check boxes so they can select the states they want to include or exclude

#### **4.5.3.5 SELECTION OF IRP BASE STATE EXCLUDE/INCLUDE**

-User can include or exclude records based on their IRP base state

#### **4.5.3.6 SELECT STATES**

-If the user wants to include or exclude records based on their IRP base state, the system presents a screen with check boxes so they can select the states they want to, include or exclude

#### **4.5.3.7 SELECT OPTIONAL FIELDS**

-User selects which optional field-data they would like to receive

#### **4.5.3.8 SUBSCRIBE**

-User clicks SUBSCRIBE

#### **4.5.3.9 VIEW SUMMARY**

-User views the subscription summary page

#### **4.5.3.10 CONFIRM SUBSCRIPTION**

-User clicks CONFIRM to confirm their selection

#### **4.5.3.11 LANDING**

-User ends at the Transaction Selection Page

### **4.6 STANDARDS AND CONVENTIONS FOR INPUT AND OUTPUT TRANSACTIONS**

For input transactions, XML parsers expect Unicode by default -- either UTF-8 or UTF-16. Any character set other than UTF-8 or UTF-16 must be specified with the "encoding" attribute in the XML header. For example:

<?xml version="1.0" encoding="US-ASCII"?> would be used if the ASCII character set were used to encode the document.

For output transactions, encoding attribute in the XML header will be always ISO-8859-1 which matches SAFER Oracle database character set WE8MSWIN1252.

The File Transfer Protocol (FTP) shall be used.

#### **4.6.1 CONDITIONAL PROCESSING**

The SAFER database will not be updated if the existing record has a more recent update date than does the transaction record. Refer to the specific transaction for details about processing.

#### **4.6.2 DATA VALIDATION**

Data validation shall be done automatically in accordance with the schema defined for this transaction. Refer to the schema in Appendix L.

#### **4.6.3 ERROR PROCESSING / RECOVERY**

Records that do not conform to the schema for this transaction shall not be processed, and an entry about the error will be made in the log.

#### **4.6.4 SCHEDULE/FREQUENCY**

It is recommended that the state system not send a file containing transactions for this interface more than once every five minutes.

The SAFER system generally is on-line and processing transactions between 8 AM and 8 PM EST (or DST) seven days a week, 52 weeks per year. Outside of these hours the system may discontinue service for maintenance.

#### **4.6.5 INITIATION METHOD FOR INPUT TRANSACTIONS FOR FTP**

To initiate this transaction, the state system will log onto the SAFER FTP site at this URL:  
`ftp://CVIEWxx:****@ftp.safersys.org/SAFER`

#### **4.6.6 INITIATION METHOD FOR OUTPUT TRANSACTIONS FOR FTP**

To initiate this transaction, the state system will log onto the SAFER FTP site at this URL:  
`ftp://CVIEWxx:****@ftp.safersys.org/T00xx`

#### **4.6.7 SYNCHRONIZATION / DEPENDENCIES**

Records within the file are not guaranteed to be processed in the same sequence as in the file. If there are two or more records for the same entity with the same update date the processing order is indeterminate.

#### **4.6.8 PRIORITY**

All transactions in this interface are processed on a first-come, first-served basis, i.e., they all have the same priority.

#### **4.6.9 MAXIMUM TRANSACTION SIZE**

No more than 5,000 records may exist in the transaction file.



#### 4.6.10 SOURCE

A state system, such as CVIEW or its equivalent.

#### 4.6.11 DESTINATION

SAFER Version 9.2

#### 4.6.12 COMMUNICATION / TRANSMISSION PROCESS

##### 4.6.12.1 FORMAT / RECORD LAYOUT

Refer to the schema for this transaction in Appendix L for the complete XML specification.

### 4.7 TRANSACTIONS AND INTERFACE IDENTIFICATION

The following transactions are supported by SAFER Version 9.2 through the Web Services (Except T0024V2) and XML / FTP interfaces. Collectively, these transactions constitute the SAFER 9.2 XML / FTP transaction set.

Each transaction in the transaction set has an identifier (e.g. “T0024V2” for the Vehicle Transponder ID input transaction) that is unique in the SAFER system. This identifier is used throughout the interface to identify a specific transaction in the transaction set.

Only one transaction per input or output file is allowed.

**Table 4–1. SAFER Version 9.2 XML/FTP Transaction Set**

ID	Type	Transaction	Transaction Data Tag
T0019	Input	International Fuel Tax Agreement (IFTA)	IFTA_LICENSE
T0019D	Input Delete	International Fuel Tax Agreement (IFTA)	IFTA_LICENSE
T0020	Input	IRP Account	IRP_ACCOUNT
T0021	Input	IRP Fleet	IRP_FLEET
T0022DV3	Input Delete	IRP Registration (Cab Card)	IRP_REGISTRATION
T0022V3	Input	IRP Registration (Cab Card)	IRP_REGISTRATION
T0024V2	Input	Vehicle Transponder ID	VEHICLE_TRANSPONDER_ID
T0025	Output	International Fuel Tax Agreement (IFTA)	IFTA_LICENSE
T0025D	Delete Output	International Fuel Tax Agreement (IFTA)	IFTA_LICENSE
T0026	Output	IRP Account	IRP_ACCOUNT
T0027	Output	IRP Fleet	IRP_FLEET
T0028DV3	Delete Output	IRP Registration (Cab Card)	IRP_REGISTRATION
T0028V3	Output	IRP Registration (Cab Card)	IRP_REGISTRATION
T0029V2	Output	Vehicle Transponder ID	VEHICLE_TRANSPONDER_ID
T0030	Output	Vehicle Inspection Summary	VEHICLE_INSPECTION_SUMMARY
T0031V3	Output	MCMIS Safety and Census	MCMIS_SAFETY_CENSUS
T0032	Output	Licensing and Insurance	LICENSING_INSURANCE
T0033	Output	Inspection Detail	INSPECTION

## **4.8 XML FORMATS**

SAFER Version 9.2 XML consists of three elements: the interface header, the transaction header, and the transaction data. These three XML segments are contained in an over-all transaction root transaction tag based on the transaction identification number (ID) from Table 4-1 above.

### 4.8.1 INTERFACE HEADER

The interface header specifies the transaction set and version of the transactions contained in the file. If the interface changes, or if a new set of transactions is defined, the software determines which version of which transaction set it is dealing with and processes it accordingly. It consists of an <INTERFACE> element containing a <NAME> and a <VERSION> element.

The <NAME> element specifies the name of the transaction set, and the <VERSION> element is the interface version that specifies the version of the transaction set in the file. Interfaces defined in this section have the <NAME> “SAFER” and the <VERSION> “04.02”.

Example:

```
<INTERFACE>
<NAME>SAFER</NAME>
<VERSION>04.02</VERSION>
</INTERFACE>
```

Note: If there were a future version of SAFER beyond 04.02 (e.g., if it were advanced to “04.03”), the specifics of each individual transaction might differ from those specified in this document, even if the transaction version were the same.

### 4.8.2 TRANSACTION HEADER

A particular transaction set defines several kinds of transactions. The transaction header specifies which kind of transaction is in the file and provides information that can help track and log transactions. It consists of a <TRANSACTION> element containing the following sub-elements and values:

- <VERSION> Transaction Version
- <OPERATION> Operation (“Replace” and “Delete” are supported)
- <DATE> Submission Date
- <TIME> Submission Time
- <TZ> Submission Time Zone

The value of the <VERSION> sub-element is the version specified in this ICD for the particular transaction. For instance, the version for the Vehicle Transponder ID input transaction, as specified in this ICD, is “01.00”.

The value of the <OPERATION> sub-element specifies what action will be performed by the receiving system with the information in the transaction. The SAFER Version 9.2 transaction set supports the “REPLACE” and “DELETE” operations.

The values of the <DATE>, <TIME>, and <TZ> sub-elements specify the date and time, within the time zone specified, that the transaction file was generated and sent to SAFER. The date (YYYYMMDD) and time (HH:MM, 24 hours) specified should be either the same as or more recent than the update date and time of any time-stamp in the transaction information itself.

The value of <TZ> will be used to interpret *all* dates and times in the transaction information. Appendix J specifies the appropriate time-zone values.

Example:

```
<TRANSACTION>
<VERSION>01.00</VERSION>
```

```
<OPERATION>REPLACE</OPERATION>
<DATE>20020211</DATE>
<TIME>15:05</TIME>
<TZ>ED</TZ>
</TRANSACTION>
```

If the transaction version for a particular transaction differs from that specified in this document, the specifics of that transaction may be different from those described in this document, even if the interface version is the same. The version number for an individual transaction may be advanced independent of the version numbers of the other transactions within one interface version. If both the interface and the transaction version numbers are as specified in this document, then the details specified here apply.

### 4.8.3 TRANSACTION DATA

A transaction is a sequence of data-record tags each containing a sequence of field tags that together defines a single record to be processed. Multiple data-record tags (with the enclosed field tags) may be included in a transaction file.

The record and field name-tags for each transaction are identified in the Format / Record Layout section of the interface specifications (below). The valid values for the field tags are defined in Appendix A, Data Dictionary.

For instance, for the Vehicle Transponder ID input transaction the record tag is defined as <VEHICLE\_TRANSPONDER\_ID>, which enclose the two field tags, <VIN> and <TRANSPONDER\_ID>. The values for a specific record would be contained in a <VIN> and a <TRANSPONDER\_ID> tag. Multiple <TRANSPONDER> tags may exist in the transaction, one for each record.

Example (two records):

```
<VEHICLE_TRANSPONDER_ID>
  <VIN>1XP5DB9XXPN327460</VIN>
  <TRANSPONDER_ID>1A0020F3</TRANSPONDER_ID>
</VEHICLE_TRANSPONDER_ID>
<VEHICLE_TRANSPONDER_ID>
  <VIN>1WUGDEJF5JN128864</VIN>
  <TRANSPONDER_ID></TRANSPONDER_ID>
</VEHICLE_TRANSPONDER_ID>
```

### 4.8.4 NULL FIELD VALUES

In the Vehicle Transponder ID example above, the <TRANSPONDER\_ID> tag value is set to null, which will cause the transponder ID for the vehicle with the VIN 1WUGDEJF5JN128864 to be set to NULL (i.e., it will be erased) from the SAFER database. The vehicle itself will not be deleted, but the transponder ID that was previously associated with it will be.

In general, optional fields can have empty tag values in order to set the database field values to NULL, in effect deleting or erasing the values for those specific fields in the SAFER database. The tag, without a value, must be included in the transaction. Field tags cannot be left out, even if they do not contain a value.

## 4.8.5 REPEATING GROUPS

In some cases, the information contained in one record is related to multiple instances of information in another record type. For example, multiple states and legal weights exist for each state (called the “proration” record in this document) in which a vehicle is registered. The vehicle is the “parent” record and the multiple states / weights related to it are the “child” records. Child records are structured just as described above, with a record name-tag containing field name tags, but they are embedded in the parent record. A single parent record may contain multiple child records.

## 4.8.6 ROOT TRANSACTION AND FULL EXAMPLE

The three elements of a transaction (interface header, transaction header and transaction data) are tied together by the root transaction tag. The root tag is the transaction ID from table 4-1.

In the case of the vehicle transponder ID transaction, the ID is T0024, so the starting and ending tags for the transaction as a whole would be <T0024> </T0024> with the headers and data in between.

This is illustrated in the following example, Vehicle Transponder ID Transaction:

```
<T0024>
  <INTERFACE>
<NAME>SAFER</NAME>
<VERSION>04.02</VERSION>
  </INTERFACE>
  <TRANSACTION>
<VERSION>01.00</VERSION>
<OPERATION>REPLACE</OPERATION>
<DATE>20020211</DATE>
<TIME>15:05</TIME>
<TZ>ED</TZ>
  </TRANSACTION>
<VEHICLE_TRANSPONDER_ID>
  <VIN>1XP5DB9XXPN327460</VIN>
  <TRANSPONDER_ID>1A0020F3</TRANSPONDER_ID>
  </VEHICLE_TRANSPONDER_ID>
  <VEHICLE_TRANSPONDER_ID>
  <VIN>1WUGDEJF5JN128864</VIN>
  <TRANSPONDER_ID></TRANSPONDER_ID>
</VEHICLE_TRANSPONDER_ID>
</T0024>
```

## 4.9 TRANSACTION SPECIFICATIONS

### 4.9.1 T0019, IFTA INPUT TRANSACTION

This interface is SAFER 04.03, T0019 01.00

Root Transaction Tag: T0019  
Interface Name: SAFER  
Interface Version: 04.03  
Transaction Version: 01.00  
Transaction Data Tags: IFTA\_LICENSE

## 4.9.2 TRANSACTION PARAMETERS

### 4.9.2.1 INPUT FOR WEB SERVICES AND FOR WEB SERVICES ASYNCHRONOUS TRANSACTIONS

The SAFER Web Services Transaction T0019 transaction, and asynchronous transaction, input shall consist of an invocation of the SaferXMLUpload method with the following arguments:

Argument	Contents
TransactionID	T0019
XmlData	XML input conforming to T0019 schema For asynchronous transactions: XML input conforming to T0019 schema, compressed using the ZIP format and MIME encoded for transfer
Username	Username for authentication
Password	Password for authentication

### 4.9.2.2 INPUT FOR XML / FTP

The T0019 schema is specified in Appendix L.

### 4.9.2.3 INTERFACE TERMINALS

Item	Value
Input destination	SAFER 9.2
Output source	SAFER 9.2
Output destination	A state system, such as CVIEW, or equivalent

### 4.9.2.4 BUSINESS RULES

SAFER transactions undergo conditional processing before they are loaded into the database. Each record in a set of incoming data is subjected to a number of tests, any of which may mark the record's reserved status code in a way that affects how the final data-load logic treats the record. The list of possible status codes varies according to the transaction.

The domain of values is listed in the descriptions of conditional processing for each transaction (refer to the following sections). Status codes are only applied to input transactions.

There are two types of status codes. The first type determines validity. Only valid records are applied against the database. The second type determines the type of processing that the record will undergo. For these the values are 'Update,' 'Delete,' and 'Insert.'

Note that the conditional processing occurs in the order shown below for this transaction. Violation detection for business rules supersedes further checks of business rules.

Rejection:

Condition	Incoming data are older than what is in the database.
Check	If there's a match on ifta_license_number, ifta_base_country, ifta_base_state with an existing record and new ifta_update_date < existing ifta_update_date.
Result	Displays "Older than existing data" in the XML logfile as Error message.

Condition	Primary keys must be unique
Check	If there's a match on ifta_license_number, ifta_base_country, ifta_base_state in the incoming data feed all will be marked as duplicates
Result	Displays "Duplicate keys within transaction" in the XML logfile as Error message.

Condition	Name types must be unique
Check	If there's a match on duplicate ifta_license_number, ifta_base_country, ifta_base_state, name_type in the incoming data feed all will be marked as duplicates
Result	Displays "Non-unique name-types within a base record group" in the XML logfile as Error message.

Condition	Address types must be unique
Check	If there's a match on duplicate ifta_license_number, ifta_base_country, ifta_base_state, name_type, address_type in the incoming data feed all will be marked as duplicates
Result	Displays "Non-unique address-types within a base record group" in the XML logfile as Error message.

Condition	Address information must be provided
Check	Incoming XML records with null street_line_1, street_line_2, and po_box are rejected
Result	Displays "No street or PO Box information was provided in address" in the XML logfile as Error message.

Condition	IFTA_CARRIER_ID_NUMBER presented.
Check	If it has leading zeros/spaces, trailing spaces, non-numeric value.
Result	Displays " IFTA_CARRIER_ID_NUMBER failed data standards rule 1 - leading zeroes/spaces, trailing spaces, non-numeric value" in the XML logfile as Error message.

Condition	IFTA_LICENSE_NUMBER is mandatory.
Check	If IFTA_LICENSE_NUMBER is present.
Result	Displays " IFTA_LICENSE_NUMBER is mandatory data for this transaction" in the XML logfile as Error message.

Condition	IFTA_LICENSE_NUMBER should not have leading/trailing spaces.
Check	If IFTA_LICENSE_NUMBER has leading/trailing spaces.
Result	Displays " IFTA_LICENSE_NUMBER failed data standards rule 2 - leading/trailing spaces" in the XML logfile as Error message.

Condition	SENDING_STATE must be authorized to send data for itself or other states
Check	If SENDING_STATE is authorized to send data for itself or other states
Result	Displays "XX is not authorized sending state. " in the XML logfile as Error message if state XX sending data for itself. Displays "XX is not authorized sending state for base state YY." in the XML logfile as Error message if state XX sending data for base state YY. .

#### Warning:

Condition	IFTA_LICENSE_NUMBER must be in standard format
Check	If the first 11 characters of IFTA_LICENSE_NUMBER are two character jurisdiction code plus 9 digits number.
Result	Displays "IFTA License Number must be valid state code plus 9 digit number " in the XML logfile as Warning message.

Condition	IFTA_CARRIER_ID_NUMBER must be a valid dot
Check	If IFTA_CARRIER_ID_NUMBER is a valid dot number if there is a data in this field.
Result	Displays "IFTA DOT Number is not valid dot number " in the XML logfile as Warning message.

For certified states, data quality checking is enforced on certain data elements to ensure, for example, that illegal characters or incorrect data types are not given entry to the database.

#### 4.9.2.4.1 Data Requirements

Tag Name	Mandatory / Optional	Transaction	Data Requirement
IFTA_CARRIER_ID_NUMBER	Optional	T0019	Data field shall not contain leading zeroes, leading spaces or trailing spaces.
IFTA_LICENSE_NUMBER	Mandatory	T0019	Data field shall not contain leading or trailing spaces. Allow leading zeroes.

#### 4.9.2.5 CONDITIONAL PROCESSING

The SAFER database will not be updated if the update for the existing record is more recent than the update for the transaction record. If the existing record was updated on the same date as the transaction record the database will be updated.

#### 4.9.2.6 INFORMATION TRANSMITTED

The IFTA transaction shall consist of IFTA account, name, and address information structured within a file. See the example under *Format / Record Layout* below. The format of each tag value is explained in Appendix A - Data Dictionary.

Interface Header + IFTA Transaction Header + {IFTA Account + {IFTA Name + {IFTA Address}}}

The following IFTA Account information shall be provided:

**Table 4-2. IFTA Account (Input)**

Description	Type	XML Tag
USDOT NUMBER of Associated Carrier	Optional	IFTA_CARRIER_ID_NUMBER
Base Country Code	Optional	IFTA_BASE_COUNTRY
Base Jurisdiction (State/Province) Code	Mandatory	IFTA_BASE_STATE
Sending Jurisdiction (State/Province) Code	Mandatory	SENDING_STATE
IFTA Account Number	Mandatory	IFTA_LICENSE_NUMBER
IFTA Status Code	Mandatory	IFTA_STATUS_CODE
IFTA Status Code Update Date	Mandatory	IFTA_STATUS_DATE
IFTA Account Issue Date	Optional	IFTA_ISSUE_DATE
IFTA Account Expiration Date	Optional	IFTA_EXPIRE_DATE
IFTA Update Date	Mandatory	IFTA_UPDATE_DATE

A particular jurisdiction (state /province) may establish no more than one carrier (US DOT Number) for an IFTA account. Since it is possible that two or more jurisdictions may maintain separate IFTA accounts for the same carrier, the same US DOT Number may exist for more than one IFTA account.



The following IFTA Name information shall be provided:

**Table 4–3. IFTA Name (Input)**

Description	Type	XML Tag
Name Type	Optional	NAME_TYPE
Name	Optional	NAME

If a transaction contains name information then both the Name Type and Name fields must be filled.

All of the names in the transaction shall completely replace all names previously established for an account. If a name does not appear in the transaction, it will be deleted from the database for that account.

The following IFTA Address information shall be provided:

**Table 4–4. IFTA Address (Input)**

Description	Type	XML Tag
Address Type	Optional	ADDRESS_TYPE
Street Address Line 1	Optional	STREET_LINE_1
Street Address Line 2	Optional	STREET_LINE_2
PO Box	Optional	PO_BOX
City	Optional	CITY
Jurisdiction (State / Province)	Optional	STATE
Postal Code	Optional	ZIP_CODE
County	Optional	COUNTY
Colonia	Optional	COLONIA
Country	Optional	COUNTRY

All of the addresses in the transaction shall completely replace all addresses previously established for a given account. All of the addresses for a particular account will be related to the names for that account according to the structure of the transaction. If an address does not appear in the transaction, it will be deleted from the database for that account.

If any address information is provided, the Address Type field must be filled.

### **4.9.3 T0020, IRP ACCOUNT INPUT TRANSACTION**

This interface is SAFER 04.03, T0020 01.00

Root Transaction Tag: T0020

Interface Name: SAFER

Interface Version: 04.03

Transaction Version: 01.00

Transaction Data Tag: IRP\_ACCOUNT

### 4.9.3.1 TRANSACTION PARAMETERS

#### 4.9.3.1.1 Input for Web Services and for Web Services Asynchronous transactions

The SAFER Web Services Transaction T0020 transaction, and asynchronous transaction, input shall consist of an invocation of the SaferXMLUpload method with the following arguments:

Argument	Contents
TransactionID	T0020
XmlData	XML input conforming to T0020 schema For asynchronous transactions: XML input conforming to T0020 schema, compressed using the ZIP format and MIME encoded for transfer
Username	Username for authentication
Password	Password for authentication

#### 4.9.3.1.2 Input for XML / FTP

The T0020 schema is specified in Appendix L.

#### 4.9.3.1.3 Interface Terminals

Item	Value
Input destination	SAFER 9.2
Output source	SAFER 9.2
Output destination	A state system, such as CVIEW, or equivalent

#### 4.9.3.1.4 Format / Record Layout

Refer to the schema for this transaction in Appendix L for the complete XML specification.

#### 4.9.3.1.5 Business Rules

SAFER transactions undergo conditional processing before they are loaded into the database. Each record in a set of incoming data is subjected to a number of tests, any of which may mark the record's reserved status code in a way that affects how the final data-load logic treats the record. The list of possible status codes varies according to transaction.

The domain of values is listed in the descriptions of conditional processing for each transaction (refer to the following sections). Status codes are only applied to input transactions.

There are two types of status codes. The first type determines validity. Only valid records are applied against the database. The second type determines the type of processing the record will undergo. For these the values are 'Update,' 'Delete,' and 'Insert.'

Note that the conditional processing occurs in the order shown below for this transaction:

Rejection:

Condition	Incoming data are older than what is in the database
Check	If there is a match on irp_account_number, irp_base_country, and irp_base_state and irp_update_date is older than that of existing record
Result	Displays "Older than existing data" in the XML logfile as Error message.

Condition	Incoming data contain duplicate key data
Check	If there is a match on irp_account_number, irp_base_country, and irp_base_state all but one such record will be marked as a duplicate
Result	Displays "Duplicate keys within transaction" in the XML logfile as Error message.

Condition	Name Type must be unique
Check	If there's a match on irp_account_number, irp_base_country, irp_base_state, and name_type in the incoming data feed all but one such record will be marked as a duplicate
Result	Displays "Non-unique name-types within a base record group" in the XML logfile as Error message.

Condition	Address Type must be unique
Check	If there is a match on irp_account_number, irp_base_country, irp_base_state, and address_type in the incoming data feed all but one such record will be marked as a duplicate
Result	Displays "Non-unique address-types within a base record group" in the XML logfile as Error message.

Condition	Address data must be populated
Check	If all attributes from PO Box, Street_1, or Street_2 are null or missing the record status will be marked as below
Result	Displays "No street or PO Box information was provided in address" in the XML logfile as Error message.

Condition	IFTA_CARRIER_ID_NUMBER presented.
Check	If it has leading zeros/spaces, trailing spaces, non-numeric value.
Result	Displays " IFTA_CARRIER_ID_NUMBER failed data standards rule 1 - leading zeroes/spaces, trailing spaces, non-numeric value" in the XML logfile as Error message.

Condition	IRP_ACCOUNT_NUMBER is mandatory.
Check	If IRP_ACCOUNT_NUMBER is present.
Result	Displays " IRP_ACCOUNT_NUMBER is mandatory data for this transaction" in the XML logfile as Error message.

Condition	IRP_ACCOUNT_NUMBER should not have leading/trailing spaces.
Check	If IRP_ACCOUNT_NUMBER has leading/trailing spaces.
Result	Displays " IRP_ACCOUNT_NUMBER failed data standards rule 2 - leading/trailing spaces" in the XML logfile as Error message.

Condition	SENDING_STATE must be authorized to send data for itself or other states
Check	If SENDING_STATE is authorized to send data for itself or other states
Result	Displays "XX is not authorized sending state." in the XML logfile as Error message if state XX sending data for itself. Displays "XX is not authorized sending state for base state YY." in the XML logfile as Error message if state XX sending data for base state YY.

#### 4.9.3.1.6 Data Requirements

Tag Name	Mandatory / Optional	Transaction	Data Requirement
IRP_ACCOUNT_NUMBER	Mandatory	T0020	Data field shall not contain leading or trailing spaces. Allow leading zeroes.

IRP_CARRIER_ID_NUMBER	Optional	T0020	Data field shall not contain leading zeroes, leading spaces or trailing spaces.
-----------------------	----------	-------	---

IRP status code: SAFER will convert IRP status code to standard status code using following logic:

Any code <900, convert to 100.

950 and 961 keep same.

Any code >=900 (except 950 and 961) convert to 900.

#### 4.9.3.1.7 Conditional Processing

The SAFER database will not be updated if the existing record was updated more recently than the transaction record. If the existing record was updated on the same date the database will be updated.

#### 4.9.3.2 INFORMATION TRANSMITTED

The IRP Account transaction shall consist of the IRP account, name, and address information structured in a file as follows:

Interface Header + IRP Account Transaction Header + {IRP Account + {IRP Account Name + {IRP Account Address}}}

The following IRP Account information shall be provided:

**Table 4–5. IRP Account (Input)**

Description	Type	XML Tag
Base Country	Optional	IRP_BASE_COUNTRY
Base Jurisdiction (State / Province)	Mandatory	IRP_BASE_STATE
Sending Jurisdiction (State/Province) Code	Mandatory	SENDING_STATE
Account Number	Mandatory	IRP_ACCOUNT_NUMBER
Account Type	Mandatory	IRP_ACCOUNT_TYPE
Status Code	Mandatory	IRP_STATUS_CODE
Status Code Update Date	Mandatory	IRP_STATUS_DATE
USDOT Number of Account Owner	Optional	IRP_CARRIER_ID_NUMBER
IRP Account Update Date	Mandatory	IRP_UPDATE_DATE

A particular jurisdiction (state /province) may associate no more than one carrier (US DOT Number) to an IRP account. Since it is possible that two or more jurisdictions may maintain separate IRP accounts for the same carrier, the same US DOT Number may exist for more than one IRP account.

The following IRP Name information shall be provided:

**Table 4–6. IRP Name (Input)**

Description	Type	XML Tag
Name Type	Optional	NAME_TYPE
Name	Optional	NAME

If a transaction contains name information then both the Name Type and Name fields must be filled.

All of the names in the transaction shall completely replace all existing names previously established for a given account. If a name does not appear in the transaction, it will be deleted from the database for that account.

The following IRP Account Address information shall be provided:

**Table 4–7. IRP Account Address (Input)**

Description	Type	XML Tag
Address Type	Optional	ADDRESS_TYPE
Street Address Line 1	Optional	STREET_LINE_1
Street Address Line 2	Optional	STREET_LINE_2
PO Box	Optional	PO_BOX
City	Optional	CITY
Jurisdiction (State / Province)	Optional	STATE
Postal Code	Optional	ZIP_CODE
County	Optional	COUNTY
Colonia	Optional	COLONIA
Country	Optional	COUNTRY

All of the addresses in the transaction shall completely replace all existing addresses previously established for a given account. All of the addresses for a particular account will be related to the names for that account according to the structure of the transaction. If an address does not appear in the transaction, it will be deleted from the database for that account.

If any address information is provided, the Address Type field must be filled.

#### **4.9.4 T0021, IRP FLEET INPUT TRANSACTION**

This interface is SAFER 04.03, T0021 01.00

Root Transaction Tag: T0021

Interface Name: SAFER

Interface Version: 04.03

Transaction Version: 01.00

Transaction Data Tags: IRP\_FLEET

#### 4.9.4.1 TRANSACTION PARAMETERS

##### 4.9.4.1.1 Input for Web Services and for Web Services Asynchronous transactions

The SAFER Web Services Transaction T0020 transaction, and asynchronous transaction, input shall consist of an invocation of the SaferXMLUpload method with the following arguments:

Argument	Contents
TransactionID	T0021
XmlData	XML input conforming to T0021 schema For asynchronous transactions: XML input conforming to T0022 schema, compressed using the ZIP format and MIME encoded for transfer.
Username	Username for authentication
Password	Password for authentication

##### 4.9.4.1.2 Input for XML / FTP

The T0021 schema is specified in Appendix L.

#### 4.9.4.2 INTERFACE TERMINALS

Item	Value
Input destination	SAFER 9.2
Output source	SAFER 9.2
Output destination	A state system, such as CVIEW, or equivalent

##### 4.9.4.2.1 Format / Record Layout

Refer to the schema for this transaction in Appendix L for the complete XML specification.

##### 4.9.4.2.2 Business Rules

SAFER transactions undergo conditional processing before they are loaded into the database. Each record in a set of incoming data is subjected to a number of tests, any of which may mark the record's reserved status code in a way that affects how the final data-load logic treats the record. The list of possible status codes varies according to the transaction.

The domain of values is listed in the descriptions of conditional processing for each transaction (refer to the following sections). Status codes are only applied to input transactions.

There are two types of status codes. The first type determines validity. Only valid records are applied against the database. The second type determines the type of processing the record will undergo. For these the values are 'Update,' 'Delete,' and 'Insert.'

Note that the conditional processing occurs in the order shown below for this transaction.

Rejection:

Condition	Primary keys must be unique
Check	If there's a match on irp_account_number, irp_base_country, irp_base_state, fleet_number in the incoming data feed all will be marked as duplicates
Result	Displays "Duplicate keys within transaction" in the XML logfile

Condition	Name types must be unique
Check	If there's a match on duplicate irp_account_number, irp_base_country, irp_base_state, fleet_number, name_type in the incoming data feed all will be marked as duplicates

Result	Displays "Non-unique name-types within a base record group" in the XML logfile
--------	--

Condition	Address types must be unique
Check	If there's a match on duplicate irp_account_number, irp_base_country, irp_base_state, fleet_number, name_type, address_type in the incoming data feed all will be marked as duplicates
Result	Displays "Non-unique address-types within a base record group" in the XML logfile

Condition	Address information must be provided
Check	Incoming XML records with null street_line_1, street_line_2, and po_box are rejected
Result	Displays " No street or PO Box information was provided in address " in the XML logfile

Condition	Incoming data are older than what is in the database
Check	If there is a match on irp_account_number, irp_base_country, irp_base_state and fleet_number and fleet_update_date is older than that of existing record
Result	Displays "Older than existing data" in the XML logfile as Error message.

Condition	FLEET_NUMBER should not have leading/trailing spaces
Check	If it has leading spaces, trailing spaces.
Result	Displays " FLEET_NUMBER failed data standards rule 2 - leading/trailing spaces" in the XML logfile as Error message.

Condition	FLEET_NUMBER is mandatory.
Check	If FLEET_NUMBER is present.
Result	Displays "FLEET_NUMBER is mandatory data for this transaction" in the XML logfile as Error message.

Condition	IRP_ACCOUNT_NUMBER is mandatory.
Check	If IRP_ACCOUNT_NUMBER is present.
Result	Displays "IRP_ACCOUNT_NUMBER is mandatory data for this transaction" in the XML logfile as Error message.

Condition	IRP_ACCOUNT_NUMBER should not have leading/trailing spaces.
Check	If IRP_ACCOUNT_NUMBER has leading/trailing spaces.
Result	Displays " IRP_ACCOUNT_NUMBER failed data standards rule 2 - leading/trailing spaces" in the XML logfile as Error message.

Condition	Referenced IRP ACCOUNT (T0020 record) should exist for CVIEW-ONLY states and CVIEW-PRISM states.
Check	If IRP Base state is CVIEW-ONLY state or CVIEW-PRISM state, IRP account (T0020) does not exist.
Result	Displays "Referenced IRP Account does not exist" in the XML logfile as Error message.

Condition	SENDING_STATE must be authorized to send data for itself or other states
Check	If SENDING_STATE is authorized to send data for itself or other states
Result	Displays "XX is not authorized sending state." in the XML logfile as Error message if state XX sending data for itself. Displays "XX is not authorized sending state for base state YY." in the XML logfile as Error message if state XX sending data for base state YY.

**Warning:**

Condition	Referenced IRP ACCOUNT (T0020 record) may exist for PRISM-ONLY states.
Check	If IRP Base state is PRISM-ONLY state, IRP account (T0020) does not exist.
Result	Displays "Referenced IRP Account does not exist" in the XML logfile as Error message.

For certified states, data quality checking is enforced on certain data elements to ensure, for example, that illegal characters or incorrect data types are not given entry to the database.

**4.9.4.2.3 Data Requirements**

Tag Name	Mandatory/ Optional	Transaction	Data Requirement
IRP_ACCOUNT_NUMBER	Mandatory	T0021	Data field shall not contain leading or trailing spaces. Allow leading zeroes.
FLEET_NUMBER	Mandatory	T0021	Data field shall not contain leading or trailing spaces. Allow leading zeroes.

Fleet status code: SAFER will convert FLEET status code to standard status code using following logic:

Any code <900, convert to 100.

950 and 961 keep same.

Any code >=900 (except 950 and 961) convert to 900.

**4.9.4.2.4 Conditional Processing**

The SAFER database will not be updated if the existing record has a more recent IRP\_STATUS\_UPDATE\_DATE than does the transaction record. If the existing record was updated on the same date the database will be updated.

**4.9.4.3 INFORMATION TRANSMITTED**

The IRP Fleet transaction shall consist of IRP fleet, name, and address information structured within a file as follows:

Interface Header + IRP Fleet Transaction Header + {IRP Fleet + {IRP Fleet Name + {IRP Fleet Address}}}

The following IRP Fleet information shall be provided:

**Table 4–8. IRP Fleet (Input)**

Description	Type	XML Tag
IRP Account Number	Mandatory	IRP_ACCOUNT_NUMBER
Base Country	Mandatory	IRP_BASE_COUNTRY
Base State	Mandatory	IRP_BASE_STATE
Sending Jurisdiction (State/Province) Code	Mandatory	SENDING_STATE
Fleet Number	Mandatory	FLEET_NUMBER
Fleet Status Code	Mandatory	FLEET_STATUS_CODE
Fleet Status Code Update Date	Mandatory	FLEET_STATUS_DATE
Fleet Expiration Date	Mandatory	FLEET_EXPIRE_DATE
Update Date	Mandatory	FLEET_UPDATE_DATE

Many fleets may exist for a particular IRP account number. Only one account may exist for a particular fleet.



The following IRP Fleet Name information shall be provided:

**Table 4–9. IRP Fleet Name (Input)**

Description	Type	XML Tag
Name Type	Mandatory	NAME_TYPE
Name	Mandatory	NAME

IRP Fleet Name information is optional. However, if a transaction contains name information then both the Name Type and Name must be provided.

All of the names in the transaction shall completely replace all existing names previously established for a given fleet. If a name does not appear in the transaction, it will be deleted from the database for that fleet.

The following IRP Fleet Address information shall be provided:

**Table 4–10. IRP Fleet Address (Input)**

Description	Type	XML Tag
Address Type	Mandatory	ADDRESS_TYPE
Street Address Line 1	Optional	STREET_LINE_1
Street Address Line 2	Optional	STREET_LINE_2
PO Box	Optional	PO_BOX
City	Mandatory	CITY
Jurisdiction (State / Province)	Mandatory	STATE
Postal Code	Mandatory	ZIP_CODE
County	Optional	COUNTY
Colonia	Optional	COLONIA
Country	Optional	COUNTRY

IRP Fleet Address information is optional. However, if Address information is included in the transaction, the fields identified as mandatory in Table 4-11 must be filled. In addition, either STREET\_LINE\_1, or STREET\_LINE\_2 or PO\_BOX must be provided.

All of the addresses in the transaction shall completely replace all existing addresses previously established for a given fleet. All of the addresses for a particular fleet will be related to the names for that fleet according to the structure of the transaction. If an address does not appear in the transaction, it will be deleted from the database for that fleet.

If any address information is provided, the Address Type field must be filled.

#### **4.9.5 T0022V3, IRP REGISTRATION (CAB CARD) INPUT TRANSACTION**

This interface is SAFER 04.03, T0022V3 01.00

Root Transaction Tag: T0022

Interface Name: SAFER

Interface Version: 04.03

Transaction Version: 03.00

Transaction Data Tags: IRP\_REGISTRATION

Transaction Data Tag: IRP\_REGISTRATION

#### 4.9.5.1 TRANSACTION PARAMETERS

##### 4.9.5.1.1 Input for Web Services and for Web Services Asynchronous Transactions

Please note that the T0022V3 transaction was created in September 2007 to support the vehicle registration business rule changes. The SAFER Web Services T0022V3 transaction has been updated to support the new rule in the SAFER beta environment when this version of ICD is complete. The SAFER Web Services T0022V3 transaction will be deployed into production the end of March 2008.

The SAFER Web Services T0022V3 transaction, and asynchronous transaction, input shall consist of an invocation of the SaferXMLUpload method with the following arguments:

Argument	Contents
TransactionID	T0022V3
XmlData	XML input conforming to T0022V3 schema For asynchronous transactions: XML input conforming to T0022V3 schema, compressed using the ZIP format and MIME encoded for transfer.
Username	Username for authentication
Password	Password for authentication

##### 4.9.5.1.2 Input for XML / FTP

The T0022V3 schema is specified in Appendix L.

#### 4.9.5.2 INTERFACE TERMINALS

Item	Value
Input destination	SAFER 9.2
Output source	SAFER 9.2
Output source	A state system, such as CVIEW, or equivalent

##### 4.9.5.2.1 Format / Record Layout

Refer to the schema for this transaction in Appendix L for the complete XML specification.

##### 4.9.5.2.2 Business Rules

SAFER transactions undergo conditional processing before they are loaded into the database. Each record in a set of incoming data is subjected to a number of tests, any of which may mark the reserved status code for the record in a way that affects how the final data load logic treats the record. The list of possible status codes varies according to transaction.

The domain of values is listed in the descriptions of conditional processing for each transaction (see the following sections). Status codes are only applied to input transactions.

There are two types of status codes. The first type determines validity. Only valid records are applied against the database. The second determines the type of processing the record will undergo. The values are 'Update,' 'Delete,' and 'Insert.'

Note that the conditional processing occurs in the order shown below for this transaction by each business rule.

**Business Rule #1:** SAFER shall NOT allow multiple IRP records with the same VIN within the same jurisdiction unless the records have different License Plate and Safety Carrier values.

SAFER Business Rule 1: Multiple Registrations per VIN Conditions for Database Update or Add					
	State	VIN	Plate	Carrier	Action on New Record
Existing Record	A	123	TEMP	XYZ	N/A
New record submitted; Changes in <b>bold green</b>	A	123	TEMP	<b>ABC</b>	Update (Scenario 8)
	A	123	<b>NEW</b>	XYZ	Update (Scenario 2)
	A	123	<b>NEW</b>	<b>ABC</b>	Add (Scenario 1)
	<b>B</b>	123	TEMP	<b>ABC</b>	Add (Scenario 5)
	<b>B</b>	123	<b>NEW</b>	XYZ	Add (Scenario 3)
	<b>B</b>	123	<b>NEW</b>	<b>ABC</b>	Add (Scenario 4)

Business Rule #2: SAFER shall NOT allow multiple IRP records with the same License Plate but different VIN values to exist in the database within the same jurisdiction. Action should be UPDATE. Corrections required to both XML and PVF processing.

SAFER Business Rule 2: Multiple Registrations per Plate Conditions for Database Update or Add					
	State	VIN	Plate	Carrier	Action on New Record
Existing Record	A	123	TEMP	XYZ	N/A
New record submitted; changes in <b>bold green</b>	A	<b>999</b>	TEMP	<b>ABC</b>	Update (Scenario 9)
	A	<b>999</b>	TEMP	XYZ	Update (Scenario 10)
	<b>B</b>	<b>999</b>	TEMP	<b>ABC</b>	Add
	<b>B</b>	<b>999</b>	TEMP	XYZ	Add

Business Rule #3: States using CVIEW or equivalent systems to upload IRP vehicle transactions to SAFER shall maintain the IRP Status Code of those records in the event that the registration submitted to SAFER is no longer active, by sending an updated transaction to SAFER with the correct IRP Status Code.

This is because the PRISM and CVISN programs use data maintenance processes that are based on different approaches (complete replace versus transactional process logic).

The follow user cases are supported in the SAFER T0022V3 transaction based on the above registration business rule revision.

<b>Scenario 1</b>		
<b>Business Description</b>	<b>Relevant Data Elements</b>	<b>SAFER Vehicle Registration Table Changes</b>
A Registrant registers a vehicle that was already in SAFER, but was operated by a different carrier within the same base state.	matching VIN matching IRP_BASE_STATE <b>different SAFETY_CARRIER</b> <b>different LICENSE_PLATE_NUMBER</b>	XML- Previous record <b>UPDATED</b>

<b>Scenario 2</b>		
<b>Business Description</b>	<b>Relevant Data Elements</b>	<b>SAFER Vehicle Registration Table Changes</b>
Registrant gets a new license plate for a vehicle that is already in their fleet (i.e. plate fell off and is being replaced).	matching VIN matching IRP_BASE_STATE matching SAFETY_CARRIER <b>different LICENSE_PLATE_NUMBER</b>	XML- Previous record <b>UPDATED;</b>

<b>Scenario 3</b>		
<b>Business Description</b>	<b>Relevant Data Elements</b>	<b>SAFER Vehicle Registration Table Changes</b>
Vehicle moved to a different base State. The Registrant re-registers a vehicle in SAFER, which is already in its fleet in a different State and gets a different plate.	matching VIN <b>different IRP_BASE_STATE</b> matching SAFETY_CARRIER <b>different LICENSE_PLATE_NUMBER</b>	XML- New record ADDED

<b>Scenario 8</b>		
<b>Business Description</b>	<b>Relevant Data Elements</b>	<b>SAFER Vehicle Registration Table Changes</b>
A vehicle that was already in SAFER is transferred to a different Carrier, but keeps the same license plate. This could be an owner operator hiring on to a different carrier.	matching VIN matching IRP_BASE_STATE <b>different SAFETY_CARRIER</b> matching LICENSE_PLATE_NUMBER	XML- Previous record <b>UPDATED</b>

Scenario 9		
Business Description	Relevant Data Elements	SAFER Vehicle Registration Table Changes
A Registrant transfers a license plate from a vehicle in SAFER to a new vehicle in a different carrier's fleet.	<b>different VIN</b> matching IRP_BASE_STATE <b>different SAFETY_CARRIER</b> matching LICENSE_PLATE_NUMBER	XML- New Record <b>Added</b>

Scenario 10		
Business Description	Relevant Data Elements	SAFER Vehicle Registration Table Changes
A Registrant transfers a license plate from a vehicle previously in their fleet to a vehicle that was not in SAFER already.	<b>different VIN</b> matching IRP_BASE_STATE matching SAFETY_CARRIER matching LICENSE_PLATE_NUMBER	XML- New record <b>Added</b>

The following conditional checking are continued supported in SAFER T0022V3 transactions in addition to the above registration business rule changes:

#### Rejection:

Condition	Incoming data are older than what is in the database.
Check	If there's a match on vin, license_plate_number, irp_base_state with an existing record and new last_update_date < existing last_update_date.
Result	Displays "Older than existing data" in the XML logfile as Error message.

Condition	IRP_JURISDICTION is mandatory.
Check	If IRP_JURISDICTION is present.
Result	Displays "IRP_JURISDICTION is mandatory data for this transaction" in the XML logfile as Error message.

Condition	IRP_WEIGHT_CARRIED is mandatory.
Check	If IRP_WEIGHT_CARRIED is present.
Result	Displays "IRP_WEIGHT_CARRIED is mandatory data for this transaction" in the XML logfile as Error message.

Condition	IRP_WEIGHT_CARRIED should be at least 1000 lb for all Jurisdictions except CAQC which sends axle numbers.
Check	IRP_WEIGHT_CARRIED < 1000 for all jurisdiction except CAQC.
Result	Displays "IRP_WEIGHT_CARRIED must be a non-null numeric with a value of at least 1000 " in the XML logfile as Error message.

Condition	IRP_WEIGHT_CARRIED should be at least 2 for CAQC.
Check	IRP_WEIGHT_CARRIED < 2 for CAQC.
Result	Displays "IRP_WEIGHT_CARRIED (NUMBERS of AXLES) is out of the range " in the XML logfile as Error message.

Condition	SAFETY_CARRIER (CVIS_DEFAULT_CARRIER )is mandatory for PRISM states.
Check	If SAFETY_CARRIER (CVIS_DEFAULT_CARRIE) is present for PRISM states.
Result	Displays "CVIS Default Carrier is mandatory data for this transaction " in the XML logfile as Error message.

Condition	Data field SAFETY_CARRIER (CVIS_DEFAULT_CARRIE) shall not contain leading zeroes, leading spaces or trailing spaces.
Check	If SAFETY_CARRIER (CVIS_DEFAULT_CARRIE) contain leading zeroes, leading spaces or trailing spaces.
Result	Displays "CVIS Default Carrier can have no leading/trailing/embedded blanks, or leading zeroes, and must be numeric value " in the XML logfile as Error message.

Condition	Data field IFTA_LICENSE_NUMBER shall not contain leading/trailing spaces.
Check	If IFTA_LICENSE_NUMBER contain leading/trailing spaces.
Result	Displays "IFTA_LICENSE_NUMBER failed data standards rule 2 - leading/trailing spaces" in the XML logfile as Error message.

Condition	Data field INTERSTATE_FLAG is mandatory.
Check	If INTERSTATE_FLAG is present.
Result	Displays "INTERSTATE_FLAG is mandatory data for this transaction" in the XML logfile as Error message.

Condition	Data field IRP_ACCOUNT_NUMBER is mandatory.
Check	If IRP_ACCOUNT_NUMBER is present.
Result	Displays "IRP_ACCOUNT_NUMBER is mandatory data for this transaction" in the XML logfile as Error message.

Condition	Data field IRP_ACCOUNT_NUMBER shall not contain leading/trailing spaces.
Check	If IRP_ACCOUNT_NUMBER contain leading/trailing spaces.
Result	Displays "IRP_ACCOUNT_NUMBER failed data standards rule 2 - leading/trailing spaces " in the XML logfile as Error message.

Condition	Data field IRP_BASE_COUNTRY is mandatory for CVIEW states (CVIEW ONLY or CVIEW-PRISM states).
Check	If IRP_BASE_COUNTRY is present for CVIEW states.
Result	Displays "IRP_BASE_COUNTRY is mandatory data for this transaction" in the XML logfile as Error message.

Condition	Data field IRP_BASE_STATE is mandatory.
Check	If IRP_BASE_STATE is present.
Result	Displays "IRP_BASE_STATE is mandatory data for this transaction" in the XML logfile as Error message.

Condition	Data field IRP_CARRIER_ID_NUMBER shall not contain leading zeroes, leading spaces or trailing spaces.
Check	If IRP_CARRIER_ID_NUMBER contain leading zeroes, leading spaces or trailing spaces.
Result	Displays "IRP_CARRIER_ID_NUMBER failed data standards rule 1 - leading zeroes/spaces, trailing spaces, non-numeric value" in the XML logfile as Error message.

Condition	Data field IRP_FLEET_NUMBER is mandatory.
Check	If IRP_FLEET_NUMBER is present.
Result	Displays "IRP_FLEET_NUMBER is mandatory data for this transaction" in the XML logfile as Error message.

Condition	Data field IRP_FLEET_NUMBER shall not contain leading or trailing spaces.
Check	If IRP_FLEET_NUMBER contain leading or trailing spaces.
Result	Displays "IRP_FLEET_NUMBER failed data standards rule 2 - leading/trailing spaces " in the XML logfile as Error message.

Condition	Data field IRP_STATUS_CODE is mandatory.
Check	If IRP_STATUS_CODE is present.
Result	Displays " IRP_STATUS_CODE is mandatory data for this transaction" in the XML logfile as Error message.

Condition	Data field LICENSE_PLATE_NUMBER is mandatory.
Check	If LICENSE_PLATE_NUMBER is present.
Result	Displays "LICENSE_PLATE_NUMBER is mandatory data for this transaction" in the XML logfile as Error message.

Condition	Data field LICENSE_PLATE_NUMBER shall not contain leading or trailing spaces.
Check	If LICENSE_PLATE_NUMBER contain leading or trailing spaces.
Result	Displays "LICENSE_PLATE_NUMBER failed data standards rule 2 - leading/trailing spaces " in the XML logfile as Error message.

Condition	Data field VIN is mandatory.
Check	If VIN is present.
Result	Displays "VIN is mandatory data for this transaction" in the XML logfile as Error message.

Condition	Data field VIN shall not contain leading or trailing spaces.
Check	If VIN contain leading or trailing spaces.
Result	Displays "VIN failed data standards rule 2 - leading/trailing spaces " in the XML logfile as Error message.

Condition	Data field MAKE is mandatory.
Check	If MAKE is present.
Result	Displays "MAKE is mandatory data for this transaction" in the XML logfile as Error message.

Condition	Data field MODEL_YEAR is mandatory.
Check	If MODEL_YEAR is present.
Result	Displays "MODEL_YEAR is mandatory data for this transaction" in the XML logfile as Error message.

Condition	Data field IRP_WEIGHT_EXPIRE_DATE is mandatory.
Check	If IRP_WEIGHT_EXPIRE_DATE is present.
Result	Displays "IRP_WEIGHT_EXPIRE_DATE is mandatory data for this transaction" in the XML logfile as Error message.

Condition	Data field IRP_STATUS_DATE is mandatory.
Check	If IRP_STATUS_DATE is present.
Result	Displays "IRP_STATUS_DATE is mandatory data for this transaction" in the XML logfile as Error message.

Condition	Data field LAST_UPDATE_DATE is mandatory.
Check	If LAST_UPDATE_DATE is present.
Result	Displays "LAST_UPDATE_DATE is mandatory data for this transaction" in the XML logfile as Error message.

Condition	Data field REGISTRATION_EXPIRE_DATE is mandatory.
Check	If REGISTRATION_EXPIRE_DATE is present.
Result	Displays "REGISTRATION_EXPIRE_DATE is mandatory data for this transaction" in the XML logfile as Error message.

Condition	Data field REGISTRATION_START_DATE is mandatory.
Check	If REGISTRATION_START_DATE is present.
Result	Displays "REGISTRATION_START_DATE is mandatory data for this transaction" in the XML logfile as Error message.

Condition	Check that at least one of the proration records is for the base state.
Check	If there is no match on vehicle_seq_number, license_seq_number, prism_state, irp_base_state between the incoming registration record and the set of related vehicle_irp_juris records, mark the status code as below.
Result	Displays "No proration record for vehicle reporting state" in the XML logfile as Error message.

Condition	Check that intrastate registrations have only one proration
Check	If there is a match on vehicle_seq_number, license_seq_number, prism_state and interstate_flag = '0', mark all but one of these records as below.
Result	Displays "Multiple prorations found for intrastate IRP registration" in the XML logfile as Error message.

Condition	Check incoming records for valid IRP data for CVIEW states (CVISN ONLY or CVISN-PRISM).
Check	If the incoming record has an irp_account_number, but there is no match on irp_base_state and irp_account_number, mark the record as below.
Result	Displays "Referenced IRP Account does not exist" in the XML logfile as Error message.

Condition	Check incoming records for valid Fleet data (CVISN ONLY or CVISN-PRISM).
Check	If the incoming record has an irp_fleet_number, but there is no match on irp_base_state, irp_account_number, and irp_fleet_number, mark the record as below
Result	Displays "Referenced IRP Fleet does not exist" in the XML logfile as Error message.

Condition	SENDING_STATE must be authorized to send data for itself or other states
Check	If SENDING_STATE is authorized to send data for itself or other states
Result	Displays "XX is not authorized sending state. " in the XML logfile as Error message if state XX sending data for itself. Displays "XX is not authorized sending state for base state YY." in the XML logfile as Error message if state XX sending data for base state YY.



**Warning:**

Condition	Data field VIN should not contain special characters.
Check	If VIN contains special characters.
Result	Displays "VIN character(s) outside of range A-Z and 0-9" in the XML logfile as Error message.

Condition	Data field VIN shall have 17 characters excluding I, O and Q.
Check	If VIN contain I,O or Q and length.
Result	Displays "VIN should be 17 characters and exclude the letters I,O, and Q " in the XML logfile as Error message.

Condition	Data field VIN should have correct check digit
Check	If VIN has correct check digit.
Result	Displays "VIN has invalid check digit (9 th character)" in the XML logfile as Error message.

Condition	Check incoming records for valid IFTA data for CVIEW states (CVISN ONLY or CVISN-PRISM).
Check	If the incoming record has an ifta_account_number, but there is no match on irp_base_state and ifta_account_number, mark the record as below.
Result	Displays "Referenced IFTA Account does not exist" in the XML logfile as Error message.

Condition	Check incoming records for valid IRP data for PRISM states (PRISM ONLY)
Check	If the incoming record has an irp_account_number, but there is no match on irp_base_state and irp_account_number, mark the record as below.
Result	Displays "Referenced IRP Account does not exist" in the XML logfile as Error message.

Condition	Check incoming records for valid Fleet data for PRISM states (PRISM ONLY).
Check	If the incoming record has an irp_fleet_number, but there is no match on irp_base_state, irp_account_number, and irp_fleet_number, mark the record as below
Result	Displays "Referenced IRP Fleet does not exist" in the XML logfile as Error message.

**4.9.5.2.3 Data Requirements**

Tag Name	Mandatory / Optional	Transaction	Data Requirement
IFTA_LICENSE_NUMBER	Optional	T0022V3	Data field shall not contain leading or trailing spaces. Allow leading zeroes.
IRP_ACCOUNT_NUMBER	Mandatory	T0022V3	Data field shall not contain leading or trailing spaces. Allow leading zeroes.
IRP_CARRIER_ID_NUMBER	Optional	T0022V3	Data field shall not contain leading zeroes, leading spaces or trailing spaces.
TITLE_NUMBER	Optional	T0022V3	
TITLE_JURISDICTION	Optional	T0022V3	
OWNER_NAME	Optional	T0022V3	
MODEL_YEAR	Mandatory	T0022V3	
MAKE	Mandatory	T0022V3	
TYPE	Optional	T0022V3	
MODEL	Optional	T0022V3	
FUEL	Optional	T0022V3	

UNLADEN_WEIGHT	Optional	T0022V3	
NUMBER_OF_AXLES	Optional	T0022V3	
IRP_BASE_COUNTRY	Conditional Mandatory	T0022V3	Not mandatory for PRISM-only states using PVF
IRP_BASE_STATE	Mandatory	T0022V3	
UNIT_NUMBER	Optional	T0022V3	
LAST_UPDATE_DATE	Mandatory	T0022V3	
INTERSTATE_FLAG	Mandatory	T0022V3	
IRP_STATUS_CODE	Mandatory	T0022V3	
IRP_STATUS_DATE	Mandatory	T0022V3	
REGISTRATION_START_DATE	Mandatory	T0022V3	
REGISTRATION_EXPIRE_DATE	Mandatory	T0022V3	
OPERATOR_NAME	Optional	T0022V3	
GVW	Optional	T0022V3	
GVW_EXPIRE_DATE	Optional	T0022V3	
IRP_JURISDICTION	Mandatory	T0022V3	
IRP_WEIGHT_CARRIED	Mandatory	T0022V3	Must be greater than 4,000 pounds.
IRP_WEIGHT_EXPIRE_DATE	Mandatory	T0022V3	
VIN	Mandatory	T0022V3	Data field shall not contain leading or trailing spaces. Allow leading zeroes. Warn on special characters that are not in A-Z, 0-9 ranges.
LICENSE_PLATE_NUMBER	Mandatory	T0022V3	Data field shall not contain leading or trailing spaces. Allow leading zeroes.
IRP_FLEET_NUMBER	Mandatory	T0022V3	Data field shall not contain leading or trailing spaces. Allow leading zeroes.
SAFETY_CARRIER	Conditional Mandatory	T0022V3	Data field shall not contain leading zeroes, leading spaces or trailing spaces, or embedded blanks. Not mandatory for CVISN-only states
SENDING_STATE	Mandatory	T0022V3	
VERIFICATION_SOURCE	Optional	T0022V3	
VERIFICATION_DATE	Optional	T0022V3	

*Note: "Conditional Mandatory" means that the item is mandatory for PRISM; it is not mandatory for CVISN.*

Fleet status code: SAFER will convert FLEET status code to standard status code using following logic:

Any code <900, convert to 100.

950 and 961 keep same.

Any code >=900 (except 950 and 961) convert to 900.

Vehicle Type Code Conversion in SAFER:

If states send old vehicle type codes, SAFER will convert them into new set of vehicle type codes based on below logic. After states start sending new vehicle type codes, SAFER will stop the conversion. In order to do that, states must inform SAFER to remove the state from the conversion list.

Code	Definition	SAFER Change
BU	Bus	Change SAFER code from BS to BU for bus.
ST	Semi-Trailer	Change SAFER code from SR to ST for semi-trailer and discontinue use of SR for semi-trailer.
TR	Straight truck	Change SAFER code from ST to TR for straight truck; discontinue use of ST for straight truck.
TT	Truck Tractor	No change.
FT	Full Trailer	Change SAFER code from TR to FT and discontinue use of TR for trailer.

OT      Other              Change SAFER code from ZZ to OT.  
 —      Any thing else      Discontinue use of all other Vehicle Type Codes in SAFER. The process to enforce the code use is TBD. Possibilities include mapping unrecognized codes to OT for other, or quarantine, and notify the sender.

BS → BU  
 TR → FT  
 ST → TR  
 SR → ST  
 FT → FT  
 TT → TT  
 All others (2B, 2F....) → OT

Each state shall be able to use the new code at different time.

#### 4.9.5.2.4 Conditional Processing

The SAFER database will not be updated if the existing record has a more recent IRP\_STATUS\_UPDATE\_DATE than the transaction record. If the existing record was updated on the same date, the database will be updated.

#### 4.9.5.3 INFORMATION TRANSMITTED

The IRP Registration transaction shall consist of VIN, registration, and proration information structured within a file as follows:

Interface Header + IRP-Registration Transaction Header + {IRP-VIN + IRP-Registration + {IRP-Proration}}

In the transaction, there must be one and only one registration per VIN (i.e., per vehicle), but in SAFER there may be more than one registration per VIN since a vehicle can be registered simultaneously in more than one jurisdiction.

The vehicle's transponder ID shall not appear in this transaction. The transponder ID shall only be available through the electronic screening enrollment transaction.

The following IRP VIN information shall be provided:

**Table 4–11. IRP VIN (Input)**

Description	Type	XML Tag
Vehicle Identification Number (VIN)	Mandatory	VIN
Title Number	Optional	TITLE_NUMBER
Title Country Code	Optional	TITLE_JURISDICTION
Title Jurisdiction Code	Optional	TITLE_JURISDICTION
Owner Name	Optional	OWNER_NAME
Model Year	Mandatory	MODEL_YEAR
Make	Mandatory	MAKE
Vehicle Use Class Code	Optional	TYPE
Model	Optional	MODEL
Power Type Code	Optional	FUEL
Unladen Weight	Optional	UNLADEN_WEIGHT
Number of Axles or Seats	Optional	NUMBER_OF_AXLES

Please note that although the TITLE\_JURISDICTION is optional, if the tag is present, the value must be one of the valid jurisdiction codes to pass the XML schema validation. Empty string would fail.

The following IRP Registration information shall be provided:

**Table 4–12. IRP Registration (Input)**

Description	Type	XML Tag
License Plate Number	Mandatory	LICENSE_PLATE_NUMBER
Base Country	Conditional Mandatory	IRP_BASE_COUNTRY
License Plate Base Jurisdiction (State/Province)	Mandatory	IRP_BASE_STATE
Sending Jurisdiction (State/Province) Code	Mandatory	SENDING_STATE
Carrier Vehicle Unit Number	Optional	UNIT_NUMBER
Vehicle Last Update Date	Mandatory	LAST_UPDATE_DATE
Interstate / Intrastate Flag	Mandatory	INTERSTATE_FLAG
Vehicle Status Code	Mandatory	IRP_STATUS_CODE
Vehicle Status Update Date	Mandatory	IRP_STATUS_DATE
IRP Account Number	Mandatory	IRP_ACCOUNT_NUMBER
IRP Fleet Number	Mandatory	IRP_FLEET_NUMBER
Vehicle Registration Start Date	Mandatory	REGISTRATION_START_DATE
Base Vehicle Registration Expiration Date	Mandatory	REGISTRATION_EXPIRE_DATE
Operator's Name	Optional	OPERATOR_NAME
Safety USDOT Number	Conditional Mandatory	SAFETY_CARRIER
Account Owner USDOT Number	Optional	IRP_CARRIER_ID_NUMBER
IFTA Account Number	Optional	IFTA_LICENSE_NUMBER
Base Jurisdiction Licensed Gross Vehicle Weight	Optional	GVW
Base Jurisdiction Licensed GVW Expiration Date	Optional	GVW_EXPIRE_DATE
The State that sends the vehicle registration data for the authoritative state	Optional	SENDING_STATE
The type of mechanism used to verify the registration data	Optional	VERIFICATION_SOURCE
The date the registration data is verified by an authoritative source	Optional	VERIFICATION_DATE

*Note: “Conditional Mandatory” means that the item is mandatory for PRISM; it is not mandatory for CVISN.*

Note that the Interstate/Intrastate flag allows this transaction to hold either interstate or intrastate information. The information in this transaction is designed for use with interstate registrations. If used for intrastate registrations, the intrastate information used must be consistent with the IRP information. In the case of intrastate vehicles, one and only one proration record for the base jurisdiction will exist.

Note that the sending state, verification source and verification date are the new data elements added to the T0022v3 transaction to help track the if the state is sending vehicles to SAFER on behalf of another state that does not have CVIEW to send data to SAFER.

The base jurisdiction licensed gross vehicle weight and expiration date is redundant with the proration information. If this information exists, then one of the associated proration records will have the same values for the base jurisdiction.

The following IRP Proration information shall be provided:

**Table 4–13. IRP Proration (Input)**

Description	Type	XML Tag
Prorate Country Code + Prorate Jurisdiction Code	Mandatory	IRP_JURISDICTION
Prorate Jurisdiction Prorated Gross Vehicle Weight	Mandatory	IRP_WEIGHT_CARRIED
Prorate Jurisdiction Prorated GVW Expiration Date	Mandatory	IRP_WEIGHT_EXPIRE_DATE

At least one proration for the base state shall be provided. The information in this proration shall be redundant with the Base Jurisdiction Licensed Gross Vehicle Weight (REG.GVW) and Base Jurisdiction Licensed GVW Expiration Date (REG.GVW\_EXPIRE\_DATE) in the associated IRP-Reg record, if they are provided.

In the case of an intrastate vehicle one and only one proration for the base state shall be provided.

#### **4.9.6 T0024V2, VEHICLE TRANSPONDER ID INPUT TRANSACTION**

This interface is SAFER 04.02, T0024V2 02.00

Root Transaction Tag: T0024V2

Interface Name: SAFER

Interface Version: 04.02

Transaction Version: 02.00

Transaction Data Tags: VEHICLE\_TRANSPONDER\_ID

##### **4.9.6.1 TRANSACTION PARAMETERS**

###### **4.9.6.1.1 Input for XML / FTP**

The T0024V2 schema is specified in Appendix L.

##### **4.9.6.2 INTERFACE TERMINALS**

Item	Value
Input destination	SAFER 9.2
Output source	SAFER 9.2
Output source	A state system, such as CVIEW, or equivalent

###### **4.9.6.2.1 Format / Record Layout**

Refer to the schema for this transaction in Appendix L for the complete XML specification.

###### **4.9.6.2.2 Business Rules**

During the March workshop 2007, the CVISN stakeholders had decided to discontinue the SAFER T0023 transaction, and enhance the business logic for T0024 transaction to support the following functions:

1. For every transponder number submitted via a T0024V2 transaction, the XML service should check in the SAFER database if such transponder exists.

2. If the T0024V2 transaction contains a null value for the transponder ID, SAFER should check for the existence of a record with a matching VIN. If the record exists, SAFER will check whether the transponder jurisdiction matches. If they do match, SAFER will delete the existing transponder record and create a new one with the information from the T0024v2 transaction. If they don't match, SAFER will retain the existing transponder record. In this case, the transponder number in the existing record will

be deleted and the TRANSPONDER\_UPDATE\_DATE and LAST\_CHANGE\_JURISDICTION will be updated using values from the T0024v2 transaction.

3. If the transponder number does not exist, SAFER will 1) delete any transponder record with a matching VIN (if one exists) and 2) create a new transponder record in SAFER for the vehicle the new transponder number is assigned to.

4. If the transponder number already exists and the VIN matches, SAFER will check if the transponder jurisdictions match. If they do match, SAFER will delete the existing transponder record and create a new one using the values in the T0024v2 record (correcting an invalid LAST\_UPDATE\_DATE and/or LAST\_CHANGE\_JURISDICTION). If the transponder jurisdictions do not match, SAFER will retain the existing transponder record and update the TRANSPONDER\_UPDATE\_DATE and LAST\_CHANGE\_JURISDICTION with the values from the T0024v2 transaction (again correcting an invalid LAST\_UPDATE\_DATE and/or LAST\_CHANGE\_JURISDICTION).

5. If the transponder number already exists with a different VIN, SAFER will always retain the existing transponder record and will 1) delete the existing transponder number and update the TRANSPONDER\_UPDATE\_DATE and LAST\_CHANGE\_JURISDICTION on the existing transponder record (using values from the T0024v2 transaction) and 2) SAFER will create a new transponder record for the new VIN using the data in the T0024v2 transaction.

6. Transponder number is the unique identifier for the T0024v2 transaction. A vehicle cannot have more than one transponder associated with it at a given time (in SAFER). It is also true that a transponder cannot have more than one VIN associated with it at a given time.

7. The T0029V2 transaction should include all new and changed transponder information since the last subscription pulling. If the transponder is removed from a vehicle, the T0029v2 update should contain a blank (null) value for the transponder ID in the next subscription generation.

8. SAFER should remove records from the database for which a transponder ID does not exist after the records are 3 months old.

9. State CVIEW systems should implement the same update logic as SAFER when processing the SAFER T0029v2 transaction.

It was determined that the state is responsible maintain the opt\_out jurisdiction data for the transponder. Shall there be changes to the opt out jurisdiction list; the state will submit the updates via T0024v2 to SAFER to replace the previous op-out jurisdictions for the transponder.

SAFER transactions undergo conditional processing before they are loaded into the database. Each record in a set of incoming data is subjected to a number of tests, any of which may mark the reserved status code for the record in a way that affects how the final data load logic treats the record. The list of possible status codes varies according to the transaction. The values are listed in the descriptions of conditional processing for each transaction that follow. Status codes only apply to input transactions.

There are two types of these status codes. The first type determines validity. Only valid records are applied against the database. The second determines the type of processing the record will undergo. For these the values are 'Update,' 'Delete,' and 'Insert.'

Note that the conditional processing occurs in the order shown below for this transaction.

**Rejection:**

Condition	Incoming data are older than what is in the database.
Check	If there's a match on vin, transponder_number with an existing record and new transponder_update_date < existing transponder_update_date.
Result	Displays "Older than existing data" in the XML logfile as Error message.

Condition	Data field VIN is mandatory.
Check	If VIN is present.
Result	Displays "VIN is mandatory data for this transaction" in the XML logfile as Error message.

Condition	Data field VIN shall not contain leading or trailing spaces.
Check	If VIN contain leading or trailing spaces.
Result	Displays "VIN failed data standards rule 2 - leading/trailing spaces " in the XML logfile as Error message.

Condition	Data field TRANSPONDER_NUMBER shall not contain leading or trailing spaces, no numbers and no A-F.
Check	If TRANSPONDER_NUMBER contain leading or trailing spaces, numbers or A-F.
Result	Displays " TRANSPONDER_NUMBER failed data standards rule 6 - leading/trailing spaces, not(0-9) and not(A-F)" in the XML logfile as Error message.

**Warning:**

Condition	Data field VIN should not contain special characters.
Check	If VIN contains special charaters.
Result	Displays "VIN character(s) outside of range A-Z and 0-9" in the XML logfile as Error message.

Condition	Data field VIN shall have 17 characters excluding I, O and Q.
Check	If VIN contain I,O or Q and length.
Result	Displays "VIN should be 17 characters and exclude the letters I,O, and Q " in the XML logfile as Error message.

Condition	Data field VIN should have correct check digit
Check	If VIN has correct check digit.
Result	Displays "VIN has invalid check digit (9 th character)" in the XML logfile as Error message.

**Warning:**

Condition	Data field VIN should not contain special characters.
Check	If VIN contains special characters.
Result	Displays "VIN character(s) outside of range A-Z and 0-9" in the XML logfile as Error message.

Condition	Data field VIN shall have 17 characters excluding I, O and Q.
Check	If VIN contain I,O or Q and length.
Result	Displays "VIN should be 17 characters and exclude the letters I,O, and Q " in the XML logfile as Error message.

Condition	Data field VIN should have correct check digit
Check	If VIN has correct check digit.
Result	Displays "VIN has invalid check digit (9 th character)" in the XML logfile as Error message.



#### 4.9.6.2.3 Data Requirements

Tag Name	Mandatory / Optional	Transaction	Data Requirement
VIN	Mandatory	T0024	Data field shall not contain leading or trailing spaces. Allow leading zeroes. Warn on special characters that are not in A-Z, 0-9 ranges, contains I,O,Q, incorrect check digit, length.
TRANSPONDER_NUMBER	Optional	T0024	Data field shall not contain leading or trailing spaces, numbers or A-F. Allow leading zeroes and Null.

#### 4.9.6.2.4 Conditional Processing

The SAFER database will not be updated if the existing record has more recent data.

#### 4.9.6.3 INFORMATION TRANSMITTED

The Vehicle Transponder ID transaction shall consist of transponder information structured within a file as follows:

Interface Header + Vehicle Transponder ID Transaction Header + { Vehicle Transponder ID }

The following Vehicle Transponder ID information shall be provided:

**Table 4–14. Vehicle Transponder ID (Input)**

Description	Type	XML Tag
Vehicle VIN	Mandatory	VIN
Vehicle Transponder ID	Optional	TRANSPONDER_NUMBER
Update Date	Mandatory	TRANSPONDER_UPDATE_DATE
Jurisdiction that issues transponder	Mandatory	TRANSPONDER_JURISDICTION
Jurisdiction that on the opt out list	Optional	OPT_OUT_JURISDICTION

SAFER shall store no more than one transponder ID for a particular vehicle. The transponder ID will replace any previously established transponder ID for a given VIN.

The VIN is mandatory and the transponder ID may be NULL to indicate that a transponder is no longer associated with a particular vehicle.

### 4.9.7 T0025, IFTA OUTPUT TRANSACTION

This interface is SAFER 04.03, T0025 01.00

Root Transaction Tag: T0025  
Interface Name: SAFER  
Interface Version: 04.03  
Transaction Version: 01.00  
Transaction Data Tags: IFTA\_LICENSE

#### 4.9.7.1 TRANSACTION PARAMETERS

##### 4.9.7.1.1 Input for Web Services

The SAFER Web Services Transaction T0025 query transaction input shall consist of an invocation of following methods:

SaferQueryByIFTAService:

Argument	Contents
TransactionID	T0025
IFTA	IFTA License Number
LastUpdateDate	blank
StylesheetURL	URL for user defined style-sheet or blank
Username	Username for authentication
Password	Password for authentication

SaferQueryByDOT method with the following arguments:

Argument	Contents
TransactionID	T0025
DotNumber	USDOT Number of motor carrier
LastUpdateDate	Date of last update received by client
StylesheetURL	URL for user defined style-sheet
Username	Username for authentication
Password	Password for authentication

#### 4.9.7.1.2 Input for XML / FTP

The T0025 schema is specified in Appendix L.

#### 4.9.7.2 INTERFACE TERMINALS

Item	Value
Input source	A state system, such as CVIEW, or equivalent
Input destination	SAFER 9.2
Output source	SAFER 9.2
Output source	A state system, such as CVIEW, or equivalent

##### 4.9.7.2.1 Format / Record Layout

Refer to the schema for this transaction in Appendix L for the complete XML specification.

##### 4.9.7.2.2 FTP Output File Types

There are two modes of operation – baseline and update – in all output transactions. SAFER Web Services responds with a baseline if the lastUpdateDate parameter of the query method is null, otherwise it responds with any records that have been updated in the SAFER data store since the date specified in the lastUpdateDate parameter of the query method. The descriptions below apply in either case:

##### Server Side Conditional Processing

There is no server side conditional processing for this transaction yet.

##### Client Side Conditional Processing

Conditional processing is at the discretion of the state system. The IFTA\_UPDATE\_DATE may be used to ensure that the local data store is not updated with old information.

#### 4.9.7.3 INFORMATION TRANSMITTED

The IFTA transaction shall consist of IFTA account, name, and address information structured within a file. See the example under *Format / Record Layout* below. The format of each tag value is explained in Appendix A - Data Dictionary.

Interface Header + IFTA Transaction Header + {IFTA Account + {IFTA Name + {IFTA Address}}}

The following IFTA Account information shall be provided:

**Table 4–15. IFTA Account (Input)**

Description	Type	XML Tag
USDOT NUMBER of Associated Carrier	Optional	IFTA_CARRIER_ID_NUMBER
Base Country Code	Optional	IFTA_BASE_COUNTRY
Base Jurisdiction (State/Province) Code	Mandatory	IFTA_BASE_STATE
Sending Jurisdiction (State/Province) Code	Optional	SENDING_STATE
IFTA Account Number	Mandatory	IFTA_LICENSE_NUMBER
IFTA Status Code	Mandatory	IFTA_STATUS_CODE
IFTA Status Code Update Date	Mandatory	IFTA_STATUS_DATE
IFTA Account Issue Date	Optional	IFTA_ISSUE_DATE
IFTA Account Expiration Date	Optional	IFTA_EXPIRE_DATE
IFTA Update Date	Mandatory	IFTA_UPDATE_DATE

A particular jurisdiction (state /province) may establish no more than one carrier (US DOT Number) for an IFTA account. Since it is possible that two or more jurisdictions may maintain separate IFTA accounts for the same carrier, the same US DOT Number may exist for more than one IFTA account.

The following IFTA Name information shall be provided:

**Table 4–16. IFTA Name (Input)**

Description	Type	XML Tag
Name Type	Optional	NAME_TYPE
Name	Optional	NAME

If a transaction contains name information then both the Name Type and Name fields must be filled.

All of the names in the transaction shall completely replace all names previously established for an account. If a name does not appear in the transaction, it will be deleted from the database for that account.

The following IFTA Address information shall be provided:

**Table 4–17. IFTA Address (Input)**

Description	Type	XML Tag
Address Type	Optional	ADDRESS_TYPE
Street Address Line 1	Optional	STREET_LINE_1
Street Address Line 2	Optional	STREET_LINE_2
PO Box	Optional	PO_BOX
City	Optional	CITY
Jurisdiction (State / Province)	Optional	STATE
Postal Code	Optional	ZIP_CODE
County	Optional	COUNTY
Colonia	Optional	COLONIA
Country	Optional	COUNTRY

All of the addresses in the transaction shall completely replace all addresses previously established for a given account. All of the addresses for a particular account will be related to the names for that account according to the structure of the transaction. If an address does not appear in the transaction, it will be deleted from the database for that account.

If any address information is provided, the Address Type field must be filled.

#### 4.9.8 T0026, IRP ACCOUNT OUTPUT TRANSACTION

This interface is SAFER 04.03, T0026 01.00

Root Transaction Tag: T0026  
 Interface Name: SAFER  
 Interface Version: 04.03  
 Transaction Version: 01.00  
 Transaction Data Tags: IRP\_ACCOUNT

##### 4.9.8.1 TRANSACTION PARAMETERS

###### 4.9.8.1.1 Input for Web Services

The SAFER Web Services Transaction T0026 query transaction input shall consist of an invocation of following methods:

SaferQueryByIRPService:

Argument	Contents
TransactionID	T0026
IRP	IRP Account Number
LastUpdateDate	blank
StylesheetURL	URL for user defined style-sheet or blank
Username	Username for authentication
Password	Password for authentication

SaferQueryByDOT method with the following arguments:

Argument	Contents
TransactionID	T0026
DotNumber	USDOT Number of motor carrier
LastUpdateDate	Date of last update received by client
StylesheetURL	URL for user defined style-sheet
Username	Username for authentication
Password	Password for authentication

###### 4.9.8.1.2 Output

The T0026 schema is specified in Appendix L.

##### 4.9.8.2 INTERFACE TERMINALS

Item	Value
Input source	A state system, such as CVIEW, or equivalent
Input destination	SAFER 9.2
Output source	SAFER 9.2
Output source	A state system, such as CVIEW, or equivalent

###### 4.9.8.2.1 Format / Record Layout

Refer to the schema for this transaction in Appendix L for the complete XML specification.

#### 4.9.8.2.2 FTP Output File Types

There are two modes of operation – baseline and update – in all output transactions. SAFER Web Services responds with a baseline if the last UpdateDate parameter of the query method is null, otherwise it responds with any records that have been updated in the SAFER data store since the date specified in the last UpdateDate parameter of the query method. The descriptions below apply in either case:

##### Server Side Conditional Processing

There is no server side conditional processing for this transaction yet.

##### Client Side Conditional Processing

Conditional processing is at the discretion of the state system. The IRP\_UPDATE\_DATE may be used to ensure that the local data store is not updated with old information.

#### 4.9.8.3 INFORMATION TRANSMITTED

The IRP Account transaction shall consist of IRP account, name, and address information structured within a file as follows:

Interface Header + IRP Account Transaction Header + {IRP Account + {IRP Account Name + {IRP Account Address}}}

The following information shall be provided:

**Table 4–18. IRP Account (Output)**

Description	Type	XML Tag
Base Country	Mandatory	IRP_BASE_COUNTRY
Base Jurisdiction (State / Province)	Mandatory	IRP_BASE_STATE
Sending Jurisdiction (State/Province) Code	Optional	SENDING_STATE
Account Number	Mandatory	IRP_ACCOUNT_NUMBER
Account Type	Optional	IRP_ACCOUNT_TYPE
Status Code	Mandatory	IRP_STATUS_CODE
Status Code Update Date	Mandatory	IRP_STATUS_DATE
USDOT Number of Account Owner	Optional	IRP_CARRIER_ID_NUMBER
IRP Account Update Date	Optional	IRP_UPDATE_DATE

A particular jurisdiction (State / Province) may associate no more than one carrier (USDOT Number) to an IRP account. Since it is possible that two or more separate jurisdictions may be maintaining separate IRP accounts for the same carrier, the same USDOT Number may exist for more than one IRP account.

The following IRP Name information shall be provided:

**Table 4–19. IRP Name (Output)**

Description	Type	XML Tag
Name Type	Mandatory	NAME_TYPE
Name	Mandatory	NAME

If a transaction contains name information then both the Name Type and Name will be provided.

SAFER shall return between zero and two names for a particular IRP account in the IRP Account Output Transaction. The following information shall be provided:

**Table 4–20. IRP Address (Output)**

Description	Type	XML Tags
Address Type	Mandatory	ADDRESS_TYPE
Street Address Line 1	Optional	STREET_LINE_1
Street Address Line 2	Optional	STREET_LINE_2
PO Box	Optional	PO_BOX
City	Mandatory	CITY
Jurisdiction (State / Province)	Mandatory	STATE
Postal Code	Mandatory	ZIP_CODE
County	Optional	COUNTY
Colonia	Optional	COLONIA
Country	Optional	COUNTRY

SAFER shall return between zero and two addresses for a particular IRP account in the IRP Account Output Transaction.

If Address information is included in the transaction, the fields identified as mandatory in Table 4-22 must be provided. In addition, either STREET\_LINE\_1, or STREET\_LINE\_2 or PO\_BOX must be provided.

#### **4.9.9 T0027, IRP FLEET OUTPUT TRANSACTION**

This interface is SAFER 04.03, T0027 01.00

Root Transaction Tag: T0027

Interface Name: SAFER

Interface Version: 04.03

Transaction Version: 01.00

Transaction Data Tags: IRP\_FLEET

##### **4.9.9.1 TRANSACTION PARAMETERS**

###### **4.9.9.1.1 Input for Web Services**

The SAFER Web Services Transaction T0027 query transaction input shall consist of an invocation of following methods:

SaferQueryByIRPFleetService:

Argument	Contents
TransactionID	T0027
IRP	IRP Account Number
Fleet	Fleet Number
LastUpdateDate	blank
StylesheetURL	URL for user defined style-sheet or blank
Username	Username for authentication
Password	Password for authentication

SaferQueryByIRPService:

Argument	Contents
TransactionID	T0027
IRP	IRP Account Number

LastUpdateDate	blank
StylesheetURL	URL for user defined style-sheet or blank
Username	Username for authentication
Password	Password for authentication

#### 4.9.9.1.2 Output

The T0027 schema is specified in Appendix L.

#### 4.9.9.2 INTERFACE TERMINALS

Item	Value
Input source	A state system, such as CVIEW, or equivalent
Input destination	SAFER 9.2
Output source	SAFER 9.2
Output source	A state system, such as CVIEW, or equivalent

##### 4.9.9.2.1 Format / Record Layout

Refer to the schema for this transaction in Appendix L for the complete XML specification.

##### 4.9.9.2.2 FTP Output File Types

###### Server Side Conditional Processing

There is no server side conditional processing for this transaction.

###### Client Side Conditional Processing

Conditional processing is at the discretion of the state system. The IRP\_STATUS\_UPDATE\_DATE may be used to ensure that the local data store is not updated with old information.

#### 4.9.9.3 INFORMATION TRANSMITTED

The IRP Fleet transaction shall consist of IRP fleet, name, and address information structured within a file as follows:

Interface Header + IRP Fleet Transaction Header + {IRP Fleet + {IRP Fleet Name + {IRP Fleet Address}}}

The following IRP Fleet information shall be provided:

**Table 4–21. IRP Fleet (Output)**

Description	Type	XML Tag
IRP Account Number	Mandatory	IRP_ACCOUNT_NUMBER
Base Country	Mandatory	IRP_BASE_COUNTRY
Base State	Mandatory	IRP_BASE_STATE
Sending Jurisdiction (State/Province) Code	Optional	SENDING_STATE
Fleet Number	Mandatory	FLEET_NUMBER
Fleet Status Code	Mandatory	FLEET_STATUS_CODE
Fleet Status Code Update Date	Mandatory	FLEET_STATUS_DATE
Fleet Expiration Date	Mandatory	FLEET_EXPIRE_DATE
Update Date	Mandatory	FLEET_UPDATE_DATE

Many fleets may exist for a particular IRP account number. Only one account may exist for a particular fleet. The following IRP Fleet Name information shall be provided:

**Table 4–22. IRP Fleet Name (Output)**

Description	Type	XML Tag
Name Type	Mandatory	NAME_TYPE
Name	Mandatory	NAME

If a transaction contains name information both the Name Type and Name will be provided.

SAFER shall return between zero and two names for a particular IRP Fleet, in the IRP Fleet Output Transaction. The following IRP Fleet Address information shall be provided:

**Table 4–23. IRP Fleet Address (Output)**

Description	Type	XML Tag
Address Type	Mandatory	ADDRESS_TYPE
Street Address Line 1	Optional	STREET_LINE_1
Street Address Line 2	Optional	STREET_LINE_2
PO Box	Optional	PO_BOX
City	Mandatory	CITY
Jurisdiction (State / Province)	Mandatory	STATE
Postal Code	Mandatory	ZIP_CODE
County	Optional	COUNTY
Colonia	Optional	COLONIA
Country	Optional	COUNTRY

SAFER shall return between zero and two addresses for a particular IRP fleet, in the IRP Fleet Output Transaction.

If Address information is included in the transaction, the fields identified as Mandatory in Table 4-25 must be provided. In addition, either STREET\_LINE\_1, or STREET\_LINE\_2 or PO\_BOX must be provided.

#### **4.9.10 T0028V3, IRP REGISTRATION (CAB CARD) OUTPUT TRANSACTION**

This interface is SAFER 04.03, T0028 03.00

Root Transaction Tag: T0028

Interface Name: SAFER

Interface Version: 04.03

Transaction Version: 03.00

Transaction Data Tags: IRP\_REGISTRATION

##### **4.9.10.1 TRANSACTION PARAMETERS**

Please note that the T0028V3 web service query has not yet been updated to reflect the changes made for T0022V3. The update of T0028V3 will be complete in 2008.

##### **4.9.10.1.1 Input – Web Services Query By State and License Plate Number**

The SAFER Web Services Transaction T0028V3 transaction input method call shall contain the following arguments to below methods:



SaferWebQueryByStatePlate method:

Argument	Contents
TransactionID	T0028
State	State code for the vehicle
Plate	License plate number for the vehicle
LastUpdateDate	Date of last update received by client
StylesheetURL	URL for user defined style-sheet
Username	Username for authentication
Password	Password for authentication

SaferQueryByVIN:

Argument	Contents
TransactionID	T0028,
VIN	Vin Number
LastUpdateDate	blank
StylesheetURL	URL for user defined style-sheet or blank
Username	Username for authentication
Password	Password for authentication

SaferQueryByDOT:

Argument	Contents
TransactionID	T0028
DOT	DOT Number
LastUpdateDate	blank
StylesheetURL	URL for user defined style-sheet or blank
Username	Username for authentication
Password	Password for authentication

#### 4.9.10.1.2 Output

The T0028V3 schema is specified in Appendix L.

#### 4.9.10.2 INTERFACE TERMINALS

Item	Value
Input source	A state system, such as CVIEW, or equivalent
Input destination	SAFER 9.2
Output source	SAFER 9.2
Output source	A state system, such as CVIEW, or equivalent

##### 4.9.10.2.1 Format / Record Layout

Refer to the schema for this transaction in Appendix L for the complete XML specification.

##### 4.9.10.2.2 FTP Output File Types

There are two modes of operation – baseline and update – in all output transactions. SAFER Web Services responds with a baseline if the lastUpdateDate parameter of the query method is null, otherwise it responds with any records that have been updated in the SAFER data store since the date specified in the lastUpdateDate parameter of the query method. The descriptions below apply in either case:

##### Server Side Conditional Processing

There is no conditional processing for this transaction on the server side.

##### Client Side Conditional Processing

Conditional processing is at the discretion of the state system. The LAST\_UPDATE\_DATE may be used to ensure that the local data store is not updated with old information.

#### 4.9.10.3 INFORMATION TRANSMITTED

The IRP Registration transaction shall consist of VIN, registration, and proration information structured within a file as follows:

Interface Header + IRP-Reg Transaction Header + { IRP-VIN + IRP-Registration + {IRP-Proration} }

Since a vehicle can be registered simultaneously in more than one jurisdiction, several records with the same VIN and different license plates may exist in any particular file. However, only one license plate from any one jurisdiction may exist at a single time. It is recommended that data stores allow multiple IRP-Reg records to be stored per vehicle. If the license plate for a particular vehicle from a particular state already exists, the IRP-Reg and IRP-Proration information should be considered to be an update to and should not affect registrations from other states. If a license plate does not exist for the state, the IRP-Reg and IRP-Proration information should be inserted in the data store without affecting any other registrations for the same vehicle.

Note that the vehicle transponder ID shall not appear in this transaction. The transponder ID shall only be available through the electronic screening Vehicle Transponder ID Transaction to those jurisdictions that one or more of the vehicle carriers has authorized it to receive.

Note that the TITLE\_JURISDICTION, if present in the transaction, may be either a full 4 character value (i.e., a 2 character Country code + a 2 character State Jurisdiction code as specified in Appendix B) or just the 2 character State Jurisdiction code, depending upon the original source of the IRP vehicle registration information.

The following IRP VIN information shall be provided:

**Table 4–24. IRP VIN (Output)**

Description	Type	XML Tag
Vehicle Identification Number (VIN)	Mandatory	VIN
Title Number	Optional	TITLE_NUMBER
Title Country Code	Optional	TITLE_JURISDICTION
Title Jurisdiction Code	Optional	TITLE_JURISDICTION
Owner Name	Optional	OWNER_NAME
Model Year	Mandatory	MODEL_YEAR
Make	Mandatory	MAKE
Vehicle Use Class Code	Optional	TYPE
Model	Optional	MODEL
Power Type Code	Optional	FUEL
Unladen Weight	Optional	UNLADEN_WEIGHT
Number of Axles or Seats	Optional	NUMBER_OF_AXLES

The following IRP Registration information shall be provided:

**Table 4–25. IRP Registration (Output)**

Description	Type	XML Tag
License Plate Number	Mandatory	LICENSE_PLATE_NUMBER
Base Country	Conditional Mandatory	IRP_BASE_COUNTRY

License Plate Base Jurisdiction (State/Province)	Mandatory	IRP_BASE_STATE
Carrier Vehicle Unit Number	Optional	UNIT_NUMBER
Vehicle Last Update Date	Mandatory	LAST_UPDATE_DATE
Interstate / Intrastate Flag	Mandatory	INTERSTATE_FLAG
Vehicle Status Code	Mandatory	IRP_STATUS_CODE
Vehicle Status Update Date	Mandatory	IRP_STATUS_DATE
IRP Account Number	Mandatory	IRP_ACCOUNT_NUMBER
IRP Fleet Number	Mandatory	IRP_FLEET_NUMBER
Vehicle Registration Start Date	Mandatory	REGISTRATION_START_DATE
Base Vehicle Registration Expiration Date	Mandatory	REGISTRATION_EXPIRE_DATE
Operator's Name	Optional	OPERATOR_NAME
Safety USDOT Number	Conditional Mandatory	SAFETY_CARRIER
Account Owner USDOT Number	Optional	IRP_CARRIER_ID_NUMBER
IFTA Account Number	Optional	IFTA_LICENSE_NUMBER
Base Jurisdiction Licensed Gross Vehicle Weight	Optional	GVW
Base Jurisdiction Licensed GVW Expiration Date	Optional	GVW_EXPIRE_DATE
The State that sends the vehicle registration data for the authoritative state	Mandatory	SENDING_STATE
The type of mechanism used to verify the registration data	Optional	VERIFICATION_SOURCE
The date the registration data is verified by an authoritative source	Optional	VERIFICATION_DATE
Target Indicator	Optional	TH_INDICATOR

*Note: "Conditional Mandatory" means that the item is mandatory for PRISM; it is not mandatory for CVISN.*

Note that the Interstate/Intrastate Flag allows this transaction to hold either interstate or intrastate information. The information in this transaction is designed for use with interstate registrations. If it is used for intrastate registrations the intrastate information should be compatible with the IRP information, but no checks or validations will be performed to ensure that this is the case. Client systems ideally should not retain intrastate vehicles from other jurisdictions in their data store.

The base jurisdiction licensed gross vehicle weight and expiration date is redundant with the proration information. If this information exists in the record, then one of the associated proration records will have the same values for the base jurisdiction.

The following IRP Proration information shall be provided:

**Table 4–26. IRP Proration (Output)**

Description	Type	XML Tag
Prorate Country Code + Prorate Jurisdiction Code	Mandatory	IRP_JURISDICTION
Prorate Jurisdiction Prorated Gross Vehicle Weight	Mandatory	IRP_WEIGHT_CARRIED
Prorate Jurisdiction Prorated GVW Expiration Date	Optional	IRP_WEIGHT_EXPIRE_DATE

Zero or more sets of proration information shall be provided.

#### **4.9.11 T0029V2, VEHICLE TRANSPONDER ID OUTPUT TRANSACTION**

This interface is SAFER 04.02, T0029 02.00

Root Transaction Tag: T0029

Interface Name: SAFER

Interface Version: 04.02

Transaction Version: 02.00

Transaction Data Tags: VEHICLE\_TRANSPONDER\_ID

##### **4.9.11.1 TRANSACTION PARAMETERS**

###### **4.9.11.1.1 Input – Web Services Query By VIN Number**

The SAFER Web Services Transaction T0029V2 transaction input method call shall contain the following arguments to below methods:

SaferQueryByVIN:

Argument	Contents
TransactionID	T0029
VIN	Vin Number
LastUpdateDate	blank
StylesheetURL	URL for user defined style-sheet or blank
Username	Username for authentication
Password	Password for authentication

###### **4.9.11.1.2 Output**

The T0029 schema is specified in Appendix L.

##### **4.9.11.2 INTERFACE TERMINALS**

Item	Value
Input source	A state system, such as CVIEW, or equivalent
Input destination	SAFER 9.2
Output source	SAFER 9.2
Output source	A state system, such as CVIEW, or equivalent

###### **4.9.11.2.1 Format / Record Layout**

Refer to the schema for this transaction in Appendix L for the complete XML specification.

###### **4.9.11.2.2 FTP Output File Types**

There are two modes of operation – baseline and update – in all output transactions. SAFER Web Services responds with a baseline if the lastUpdateDate parameter of the query method is null,

otherwise it responds with any records that have been updated in the SAFER data store since the date specified in the lastUpdateDate parameter of the query method. The descriptions below apply in either case:

#### Server Side Conditional Processing

The query runs for specific values of JURISDICTION\_CODE that have been authorized for some carriers. Output includes only records with matching CVIS\_DEFAULT\_CARRIER and IRP\_CARRIER\_ID\_NUMBER from the VEHICLE\_REGISTRATION and CARRIER tables.

#### Client Side Conditional Processing

Regarding conditional processing on the receiving side: the SAFER database does not maintain a separate update date-field for the transponder id field; so conditional processing does not apply. The most recently processed information will be provided to the state system and should be used to update the local data store.

### **4.9.11.3 INFORMATION TRANSMITTED**

The Vehicle Transponder ID transaction shall consist of transponder information structured within a file as follows:

Interface Header + Vehicle Transponder ID Transaction Header + { Vehicle Transponder ID }

The following Vehicle Transponder ID information shall be provided:

**Table 4–27. Vehicle Transponder ID (Output)**

Description	Type	XML Tag
Vehicle VIN	Mandatory	VIN
Vehicle Transponder ID	Optional	TRANSPONDER_NUMBER
Update Date	Mandatory	TRANSPONDER_UPDATE_DATE
Jurisdiction that issues transponder	Mandatory	TRANSPONDER_JURISDICTION
Jurisdiction that on the opt out list	Optional	OPT_OUT_JURISDICTION

SAFER shall store no more than one transponder ID for a particular vehicle. The transponder ID will replace any previously established transponder ID for a given VIN.

The VIN is mandatory; the Transponder ID may be NULL to indicate that a transponder is no longer associated with a particular vehicle.

The transponder ID is sensitive information. It shall only be sent to jurisdictions authorized by the carrier to receive it. A carrier authorizes a jurisdiction to receive its vehicle transponder IDs through the Carrier Authorization transaction. The transponder ID may be sent to a jurisdiction if a vehicle registrant or safety carriers has authorized the action.

### **4.9.12 T0030, VEHICLE INSPECTION SUMMARY OUTPUT TRANSACTION**

This interface is SAFER 04.02, T0030 01.00

Root Transaction Tag: T0030

Interface Name: SAFER

Interface Version: 04.02

Transaction Version: 01.00

Transaction Data Tags: VEHICLE\_INSPECTION\_SUMMARY

#### 4.9.12.1 TRANSACTION PARAMETERS

##### 4.9.12.1.1 Input – Web Services Query by State and License Plate Number

The SAFER Web Services Transaction T0030 transaction input method call shall contain the following arguments to the SaferQueryByStatePlate method:

Argument	Contents
TransactionID	T0030
State	State code for the vehicle
Plate	License plate number for the vehicle
LastUpdateDate	Date of last update received by the client
StylesheetURL	URL for user defined style-sheet
Username	Username for authentication
Password	Password for authentication

##### 4.9.12.1.2 Input – Web Services Query By VIN

The SAFER Web Services Transaction T0030 transaction input method call shall contain the following arguments to the SaferQueryByVIN method:

Argument	Contents
TransactionID	T0030
VIN	VIN for the vehicle
LastUpdateDate	Date of last update received by the client
StylesheetURL	URL for user defined style-sheet
Username	Username for authentication
Password	Password for authentication

##### 4.9.12.1.3 Input – Web Services SaferQueryByDOT:

Argument	Contents
TransactionID	T0030
DOT	DOT Number
LastUpdateDate	blank
StylesheetURL	URL for user defined style-sheet or blank
Username	Username for authentication
Password	Password for authentication

##### 4.9.12.1.4 Input – Web Services SaferQueryByInspRepNum:

Argument	Contents
TransactionID	T0030
InspectionReportNumber	Inspection Report Number
LastUpdateDate	blank
StylesheetURL	URL for user defined style-sheet or blank
Username	Username for authentication
Password	Password for authentication

##### 4.9.12.1.5 Output

The T0030 schema is specified in Appendix L.

#### 4.9.12.2 INTERFACE TERMINALS

Item	Value
Input source	A state system, such as CVIEW, or equivalent
Input destination	SAFER 9.2
Output source	SAFER 9.2
Output destination	A state system, such as CVIEW, or equivalent

##### 4.9.12.2.1 Format / Record Layout

Refer to the schema for this transaction in Appendix L for the complete XML specification.

##### 4.9.12.2.2 FTP Output File Types

There are two modes of operation – baseline and update – in all output transactions. SAFER Web Services responds with a baseline if the lastUpdateDate parameter of the query method is null, otherwise it responds with any records that have been updated in the SAFER data store since the date specified in the lastUpdateDate parameter of the query method. The descriptions below apply in either case:

###### Server Side Conditional Processing

On the SAFER side, the query results include only jurisdictions that match the data and which exist in the PRISM\_JURISDICTION\_LOOKUP table.

###### Client Side Conditional Processing

Regarding conditional processing on the receiving side: the SAFER database is the sole source of this information. It is therefore unnecessary to use update date to prevent old data from overwriting newer data. The most recently processed information will be provided to the state system and should be used to update the local data store.

#### 4.9.12.3 INFORMATION TRANSMITTED

The Inspection Report Summary transaction shall consist of information structured within a file as follows:

Interface Header + Vehicle Inspection Summary Transaction Header + {IR Summary + Recent IR + Recent OOS}

Note that the information in this transaction is derived only from inspection reports that were sent to SAFER. SAFER may not receive all inspection reports pertaining to a particular vehicle, so the summary only applies to a subset of the inspection reports that may exist.

The following IR Summary information, summarizing inspection reports received by SAFER for the identified license plate, shall be supplied:

**Table 4–28. IR Summary (Output)**

Description	Type	XML Tag
License Plate Number	Mandatory	LICENSE_PLATE_NUMBER
License Plate Base Country	Mandatory	LICENSE_PLATE_COUNTRY
License Plate Base Jurisdiction (State/Province)	Mandatory	LICENSE_PLATE_STATE
Summary Start Date	Optional	INSP_SUM_START_DATE
Summary End Date	Optional	INSP_SUM_END_DATE
Total Inspections Received	Optional	INSP_SUM_INSPECTION_TOTAL
Total Inspections involving Hazardous Materials	Optional	INSP_SUM_HM_INSPS
Total Inspections in which the vehicle was placed OOS	Optional	INSP_SUM_OOS_VEH_INSPS
Total number of OOS orders	Optional	INSP_SUM_OOS_ORDER_COUNT
Total number of OOS violations	Optional	INSP_SUM_OOS_VIOL_COUNT

The following Recent IR information describing the most recent inspection shall be provided:

**Table 4–29. Recent IR (Output)**

Description	Type	XML Tag
Date and Time of Inspection	Optional	INSPECTION_DATETIME
Location of Inspection	Optional	INSPECTION_LOCATION
Report Number of Inspection	Optional	INSPECTION_RPTNUM
VIN Recorded in Inspection	Optional	INSPECTION_VIN
DOT Number recorded in inspection	Optional	CARRIER_ID_NUMBER
Issuance of CVSA certification	Optional	CVSA_CERT_FLAG
Resulted in OOS, Yes / No	Optional	INSPECTION_OOS_FLAG

The fields CARRIER\_ISSUING\_AUTHORITY and TERMINAL\_ID, which are part of the analogous EDI transaction, are obsolete and shall not be included.

The following Recent OOS information about the most recent inspection that has resulted in an OOS order shall be provided:

**Table 4–30. Recent OOS (Output)**

Description	Type	XML Tag
Report Number of Inspection	Optional	OOS_RPTNUM
VIN Recorded in Inspection	Optional	OOS_VIN
Condition / Time for OOS to be removed	Optional	OOS_UNTIL
Date and Time of Inspection	Optional	OOS_DATETIME
Date OOS condition was verified to no longer exist	Optional	OOS_VERIFY_DATE

#### 4.9.13 T0031, MCMIS SAFETY AND CENSUS OUTPUT TRANSACTION

This interface is SAFER 04.02, T0031 03.00:

Root Transaction Tag: T0031

Interface Name: SAFER

Interface Version: 04.02

Transaction Version: 03.00

Transaction Data Tags: MCMIS\_CENSUS\_AND\_SAFETY

##### 4.9.13.1 TRANSACTION PARAMETERS

###### 4.9.13.1.1 Input: Web Services Query by US DOT Number

The SAFER Web Services Transaction T0031V3 transaction input method call will issue the following arguments to the SaferQueryByDOT method:

Argument	Contents
TransactionID	T0031V3
DotNumber	DOT number for the motor carrier
LastUpdateDate	Date of last update received by the client
StylesheetURL	URL for user defined style-sheet
Username	Username for authentication
Password	Password for authentication

###### 4.9.13.1.2 Output

The T0031V3 schema is specified in attached schema file in Appendix L.



#### 4.9.13.2 INTERFACE TERMINALS

Item	Value
Input source	A State system, such as CVIEW, or equivalent
Input destination	SAFER 9.2
Output source	SAFER 9.2
Output source	A State system, such as CVIEW, or equivalent

##### 4.9.13.2.1 Format / Record Layout

Refer to the schema for this transaction in Appendix L for the complete XML specification.

##### 4.9.13.2.2 FTP Output File Types

There are two modes of operation—baseline and update—in all output transactions. The descriptions below apply in either case:

###### Server Side Conditional Processing

On the SAFER side, the query includes only records with REVIEW\_TYPE in the CARRIER\_REVIEW table that are NOT equal to 'F'.

###### Client Side Conditional Processing

Conditional processing on the receiving side is at the discretion of the State system. The FILE\_CREATE\_DATE may be used to ensure that the local data store is not updated with old information.

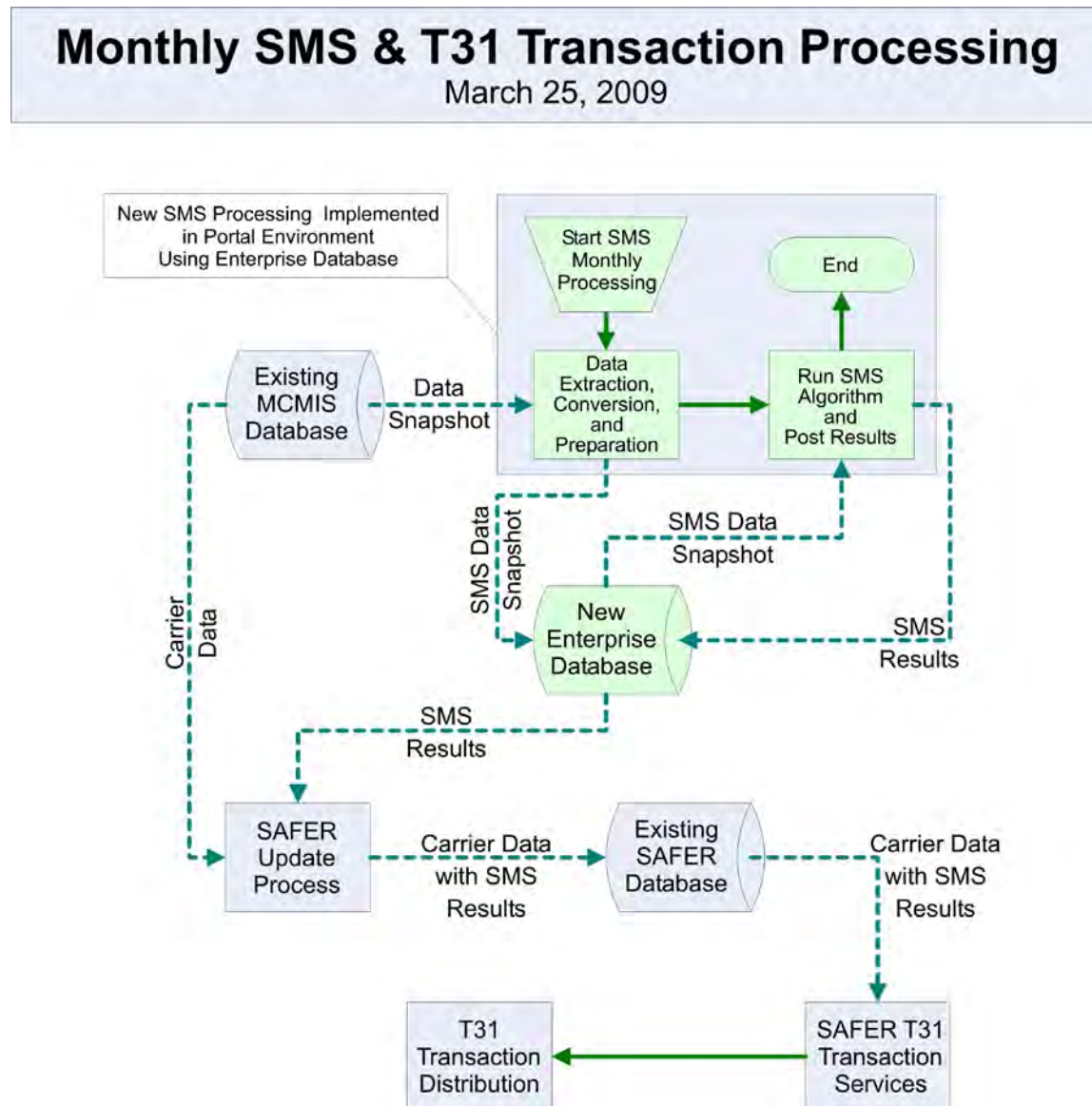
#### 4.9.13.3 INFORMATION TRANSMITTED

The Carrier Safety and Census transaction will consist of information structured within a file as follows:

Interface Header + T0031 V3 Transaction Header + {Carrier + {BASICS + {BASICS\_DETAIL + {Violation}}}} + {Classification} + {Cargo} + {HazMat} + {Review}}

The following Carrier information will be provided:

Figure 1. T0031V3 Schema



**Table 1. Carrier (Output)**

<b>Description</b>	<b>Type</b>	<b>XML Tag</b>	<b>Data Definition</b>	<b>Comment</b>
Bus	Optional	BUS	CHAR(1)	
Carrier Placarded	Optional	CARRIER_HAZMAT_PLACARDED	CHAR(1)	
USDOT Number	Mandatory	CARRIER_ID_NUMBER	VARCHAR2(12)	
Carrier Operations - Interstate	Optional	CARRIER_INTERSTATE	CHAR(1)	
Carrier Operations - Intrastate HM	Optional	CARRIER_INTRASTATE_HM	CHAR(1)	
Carrier Operations - Intrastate Non-HM	Optional	CARRIER_INTRASTATE_NHM	CHAR(1)	
Legal Name	Mandatory	CARRIER_NAME	VARCHAR2(120)	
Physical City	Mandatory	CITY	VARCHAR2(25)	
Colonia	Optional	COLONIA	VARCHAR2(25)	
Country	Optional	COUNTRY	CHAR(1)	
Physical County	Optional	COUNTY_CODE	NUMBER(3)	
Date Added	Mandatory	DATE_ADDED	DATE	
Census DBA Name	Optional	DBA_NAME	VARCHAR2(120)	
Driver Inspections, 15 Months	Optional	DRIVER_INSPECTIONS_LAST15	NUMBER(5)	
Driver Inspections, 24 Months	Optional	DRIVER_INSPECTIONS_LAST24	NUMBER(5)	
Driver Inspections, 30 Months	Optional	DRIVER_INSPECTIONS_LAST30	NUMBER(5)	
Dun and Bradstreet Num	Optional	DUNS_NUMBER	CHAR(9)	
E-Mail	Optional	EMAIL_ADDRESS	VARCHAR2(80)	
Entity / Company Type	Mandatory	ENTITY_TYPE	CHAR(1)	
Fax #	Optional	FAX_NUMBER	VARCHAR2(13)	
File Created Date	Mandatory	FILE_CREATE_DATE	DATE	
Follow-up Code	Optional	FOLLOW_UP_CODE	CHAR(1)	
MCMIS Census and Safety	Optional	HAZMAT_REG_DATE	DATE	
HazMat Status	Optional	HAZMAT_STATUS	CHAR(1)	
ICC Docket #1	Optional	ICC_NUMBER_1	NUMBER(6)	

Description	Type	XML Tag	Data Definition	Comment
ICC Docket #2	Optional	ICC_NUMBER_2	NUMBER(6)	
ICC Docket #3	Optional	ICC_NUMBER_3	NUMBER(6)	
ISS Indicator	Optional	ISS_INDICATOR	CHAR(1)	
ISS Value/Score	Optional	ISS_SCORE	NUMBER(3)	
ISS Date	Optional	ISS_SCORE_DATE	DATE	
Last Update Date / MCMIS Transact Date	Optional	LAST_UPDATE_DATE	DATE	
LU UserID	Optional	LAST_UPDATE_USERID	CHAR(8)	
Mail City	Optional	MAIL_CITY	VARCHAR2(25)	
Mail Colonia	Optional	MAIL_COLONIA	VARCHAR2(25)	
Mail Country	Optional	MAIL_COUNTRY	CHAR(1)	
Mail County Code	Optional	MAIL_COUNTY_CODE	NUMBER(3)	
Mail State	Optional	MAIL_STATE	CHAR(2)	
Mail Street	Optional	MAIL_STREET	VARCHAR2(50)	
Mail Zip Code	Optional	MAIL_ZIP_CODE	VARCHAR2(10)	
Status Reason	Optional	MCMIS_REASON_INACTIVATED	CHAR(3)	
Status	Mandatory	MCMIS_STATUS	CHAR(1)	
Status Date	Optional	MCMIS_STATUS_DATE	DATE	
MCMIS Census and Safety Transaction Date	Optional	MCMIS_TRANSACTION_DATE	DATE	
MCS 150 Mileage	Optional	MCS150_MILEAGE	NUMBER(10)	
MCS 150 Mileage Year	Optional	MCS150_MILEAGE_YEAR	CHAR(4)	
MCS 150 Update Date	Optional	MCS150_UPDATE_DATE	DATE	
MCSIP Entry Date	Optional	MCSIP_ENTRY_DATE	DATE	
MCSIP Flag	Optional	MCSIP_FLAG	CHAR(1)	
MCSIP Level	Optional	MCSIP_LEVEL	NUMBER(2)	
MCSIP Level Date	Optional	MCSIP_LEVEL_DATE	DATE	
Mileage	Optional	MILEAGE	NUMBER(10)	
FHWA OIC Code	Optional	OIC_NUMBER	CHAR(2)	
OOS Inspections, All Types, 15 Month	Optional	OOS_ALL_TYPES_LAST15	NUMBER(5)	
OOS Inspections	Optional	OOS_ALL_TYPES_LAST24	NUMBER(5)	
OOS Inspections, All Types, 30 Months	Optional	OOS_ALL_TYPES_LAST30	NUMBER(5)	

Description	Type	XML Tag	Data Definition	Comment
OOS Inspections, Driver, 15 Months	Optional	OOS_DRIVER_INSPECTIONS_LAST15	NUMBER(5)	
OOS Driver Inspections	Optional	OOS_DRIVER_INSPECTIONS_LAST24	NUMBER(5)	
OOS Inspections, Driver, 30 Months	Optional	OOS_DRIVER_INSPECTIONS_LAST30	NUMBER(5)	
OOS Inspections, Hazmat, 15 Months	Optional	OOS_HAZMAT_INSPECTIONS_LAST15	NUMBER(5)	
OOS HM Inspections	Optional	OOS_HAZMAT_INSPECTIONS_LAST24	NUMBER(5)	
MCMIS Census and Safety	Optional	OOS_HAZMAT_INSPECTIONS_LAST30	NUMBER(5)	
MCMIS Census and Safety	Optional	OOS_RESCIND_DATE	DATE	
OOS Inspections, Vehicle, 15 Months	Optional	OOS_VEHICLE_INSPECTIONS_LAST15	NUMBER(5)	
OOS Vehicle Inspections	Optional	OOS_VEHICLE_INSPECTIONS_LAST24	NUMBER(5)	
OOS Inspections, Vehicle, 30 Months	Optional	OOS_VEHICLE_INSPECTIONS_LAST30	NUMBER(5)	
Preventable Crashes	Optional	PREVENTABLE_CRASHES	NUMBER(3)	
Prior Date	Optional	PRIOR_DATE	DATE	
Enforcement, Prior Cases	Optional	PRIOR_ENFORCEMENT_CASES	NUMBER(2)	
Qty Cars	Optional	QUANTITY_CARS	NUMBER(6)	
Qty Drivers	Optional	QUANTITY_DRIVERS	NUMBER(5)	
Qty CDL Drivers	Optional	QUANTITY_DRIVERS_CDL	NUMBER(5)	
Qty Interstate Drivers	Optional	QUANTITY_DRIVERS_INTERSTATE	NUMBER(5)	
Qty Intrastate Drivers	Optional	QUANTITY_DRIVERS_INTRASTATE	NUMBER(5)	
Qty Hazmat Present, 15 Months	Optional	QUANTITY_HAZMAT_PRESENT_LAST15	NUMBER(5)	
Qty HM Present, 24 Months	Optional	QUANTITY_HAZMAT_PRESENT_LAST24	NUMBER(5)	
Qty Hazmat Present, 30 Months	Optional	QUANTITY_HAZMAT_PRESENT_LAST30	NUMBER(5)	

Description	Type	XML Tag	Data Definition	Comment
Qty HM Tank Trailers	Optional	QUANTITY_HAZMAT_TANK_TRAILERS	NUMBER(6)	
Qty HM Tank Trucks	Optional	QUANTITY_HAZMAT_TANK_TRUCKS	NUMBER(6)	
Qty Inspections, 15 Months	Optional	QUANTITY_INSPECTIONS_LAST15	NUMBER(5)	
Qty Inspections, 24 Months	Optional	QUANTITY_INSPECTIONS_LAST24	NUMBER(5)	
Qty Inspections, 30 Months	Optional	QUANTITY_INSPECTIONS_LAST30	NUMBER(5)	
Qty Power Units	Optional	QUANTITY_POWER_UNITS	NUMBER(7)	
Qty Trucks	Optional	QUANTITY_TRUCKS	NUMBER(6)	
Qty Limos	Optional	QUANTITY_LIMOS	NUMBER(6)	
Qty Motor Coaches	Optional	QUANTITY_MOTOR_COACHES	NUMBER(6)	
Qty School Buses	Optional	QUANTITY_SCHOOL_BUSES	NUMBER(6)	
Qty Trailers	Optional	QUANTITY_TRAILERS	NUMBER(6)	
Qty Truck Tractors	Optional	QUANTITY_TRUCK_TRACTORS	NUMBER(6)	
Qty Vans	Optional	QUANTITY_VANS	NUMBER(6)	
Rating Date	Optional	RATING_DATE	DATE	
Recordable Crashes	Optional	RECORDABLE_CRASHES	NUMBER(5)	
FHWA Region Code	Optional	REGION_CODE	CHAR(2)	
REVIEW Cargo Tank	Optional	REVIEW_CARGO_TANK	CHAR(1)	
Review Date	Optional	REVIEW_DATE	DATE	
REVIEW Drug Alcohol	Optional	REVIEW_DRUG_ALCOHOL	CHAR(1)	
REVIEW Hours	Optional	REVIEW_HOURS	CHAR(1)	
Investigator Code	Optional	REVIEW_INVESTIGATOR_CODE	CHAR(6)	
REVIEW License	Optional	REVIEW_LICENSE	CHAR(1)	
REVIEW Logs	Optional	REVIEW_LOGS	CHAR(1)	
REVIEW Medical Cert	Optional	REVIEW_MEDICAL_CERTIFICATE	CHAR(1)	
REVIEW Other	Optional	REVIEW_OTHER	CHAR(1)	
REVIEW Papers	Optional	REVIEW_PAPERS	CHAR(1)	
REVIEW Placards	Optional	REVIEW_PLACARDS	CHAR(1)	
REVIEW Traffic	Optional	REVIEW_TRAFFIC	CHAR(1)	

Description	Type	XML Tag	Data Definition	Comment
Review Type	Optional	REVIEW_TYPE	CHAR(1)	
Safety Rating	Optional	SAFETY_RATING	CHAR(1)	
Shipper Operations Interstate	Optional	SHIPPER_INTERSTATE	CHAR(1)	
Shipper Operations Intrastate HM	Optional	SHIPPER_INTRASTATE_HM	CHAR(1)	
Safetynet Fatalities, 15 Month	Optional	SNET_FATAL_ACCIDENTS_LAST15	NUMBER(4)	
Safetynet Fatalities, 24 Month	Optional	SNET_FATAL_ACCIDENTS_LAST24	NUMBER(4)	
Safetynet Fatalities, 30 Month	Optional	SNET_FATAL_ACCIDENTS_LAST30	NUMBER(4)	
Safetynet Injuries, 15 Month	Optional	SNET_INJURY_ACCIDENTS_LAST15	NUMBER(4)	
Safetynet Injuries, 24 Month	Optional	SNET_INJURY_ACCIDENTS_LAST24	NUMBER(4)	
Safetynet Injuries, 30 Month	Optional	SNET_INJURY_ACCIDENTS_LAST30	NUMBER(4)	
Safetynet Other, 15 Month	Optional	SNET_OTHER_ACCIDENTS_LAST15	NUMBER(4)	
Safetynet Other, 24 Month	Optional	SNET_OTHER_ACCIDENTS_LAST24	NUMBER(4)	
Safetynet Other, 30 Month	Optional	SNET_OTHER_ACCIDENTS_LAST30	NUMBER(4)	
Safetynet Total, 15 Month	Optional	SNET_TOTAL_ACCIDENTS_LAST15	NUMBER(4)	
Safetynet Total Accidents, 24 Month	Optional	SNET_TOTAL_ACCIDENTS_LAST24	NUMBER(4)	
Safetynet Total, 30 Month	Optional	SNET_TOTAL_ACCIDENTS_LAST30	NUMBER(4)	
Safetynet Towaway, 15 Month	Optional	SNET_TOWAWAY_ACCIDENTS_LAST15	NUMBER(4)	
Safetynet Towaway Accidents, 24 Month	Optional	SNET_TOWAWAY_ACCIDENTS_LAST24	NUMBER(4)	

Description	Type	XML Tag	Data Definition	Comment
Safetynet Towaway, 30 Month	Optional	SNET_TOWAWAY_ACCIDENTS_LAST30	NUMBER(4)	
State	Mandatory	STATE	CHAR(2)	
State Carrier ID	Optional	STATE_CARRIER_ID	VARCHAR2(12)	
State Data	Optional	STATE_DATA	VARCHAR2(30)	
Physical Street	Mandatory	STREET	VARCHAR2(50)	
Taxpayer ID, Federal Employer or SSN	Optional	TAX_ID_NUMBER	VARCHAR2(9)	
Tax ID type	Optional	TAX_ID_TYPE	CHAR(1)	
Telephone #	Optional	TELEPHONE_NUMBER	VARCHAR2(13)	
FHWA Territory Code	Optional	TERRITORY_CODE	VARCHAR2(2)	
Vehicle Inspections, 15 Months	Optional	VEHICLE_INSPECTIONS_LAST15	NUMBER(5)	
Vehicle Inspections, 24 Months	Optional	VEHICLE_INSPECTIONS_LAST24	NUMBER(5)	
Vehicle Inspections, 30 Months	Optional	VEHICLE_INSPECTIONS_LAST30	NUMBER(5)	
Violation Brakes	Optional	VIOLATION_BRAKES	NUMBER(6)	
Violation Drugs	Optional	VIOLATION_DRUGS	NUMBER(6)	
Violation Hours	Optional	VIOLATION_HOURS	NUMBER(6)	
Violation License	Optional	VIOLATION_LICENSE	NUMBER(6)	
Violation Lights	Optional	VIOLATION_LIGHTS	NUMBER(6)	
Violation Logs	Optional	VIOLATION_LOGS	NUMBER(6)	
Violation Medical Cert	Optional	VIOLATION_MEDICAL_CERTIFICATE	NUMBER(6)	
Violation Op Emer Resp	Optional	VIOLATION_OP_EMER_RESP	NUMBER(6)	
Violation Other	Optional	VIOLATION_OTHER	NUMBER(6)	
Violation Papers	Optional	VIOLATION_PAPERS	NUMBER(6)	
Violation Placards	Optional	VIOLATION_PLACARDS	NUMBER(6)	
Violation Steering	Optional	VIOLATION_STEERING	NUMBER(6)	
Violation Tank	Optional	VIOLATION_TANK	NUMBER(6)	
Violation Traffic	Optional	VIOLATION_TRAFFIC	NUMBER(6)	
Violation Wheels	Optional	VIOLATION_WHEELS	NUMBER(6)	



Description	Type	XML Tag	Data Definition	Comment
Physical Zip Code	Mandatory	ZIP_CODE	VARCHAR2(10)	
HM permit effective date	Optional	HM_PERMIT_EFFECTIVE_DATE	DATE	
HM permit expiration date	Optional	HM_PERMIT_EXPIRATION_DATE	DATE	
HM permit number	Optional	HM_PERMIT_NUMBER	VARCHAR2(20)	
HM permit operating under appeal flag	Optional	HM_PERMIT_OPERATING_UNDER_APPEAL_FLAG	CHAR(1)	
HM permit status	Optional	HM_PERMIT_STATUS	CHAR(1)	
Qty HM cargo trucks owned	Optional	QUANTITY_HM_CARGO_TRUCKS_OWNED	NUMBER(6)	
Qty HM cargo trucks leased	Optional	QUANTITY_HM_CARGO_TRUCKS_TERM_LEASED	NUMBER(6)	
Qty HM cargo trucks leased	Optional	QUANTITY_HM_CARGO_TRUCKS_TRIP_LEASED	NUMBER(6)	
Qty 16 passenger limo owned	Optional	QUANTITY_LIMOS_16P_OWNED	NUMBER(6)	
Qty 16 passenger limo leased	Optional	QUANTITY_LIMOS_16P_TERM_LEASED	NUMBER(6)	
Qty 16 passenger limo leased	Optional	QUANTITY_LIMOS_16P_TRIP_LEASED	NUMBER(6)	
Qty 1-8 passenger limo owned	Optional	QUANTITY_LIMOS_1TO8P_OWNED	NUMBER(6)	
Qty 1-8 passenger limo leased	Optional	QUANTITY_LIMOS_1TO8P_TERM_LEASED	NUMBER(6)	
Qty 1-8 passenger limo leased	Optional	QUANTITY_LIMOS_1TO8P_TRIP_LEASED	NUMBER(6)	
Qty 9-15 passenger limo owned	Optional	QUANTITY_LIMOS_9TO15P_OWNED	NUMBER(6)	
Qty 9-15 passenger limo leased	Optional	QUANTITY_LIMOS_9TO15P_TERM_LEASED	NUMBER(6)	
Qty 9-15 passenger limo leased	Optional	QUANTITY_LIMOS_9TO15P_TRIP_LEASED	NUMBER(6)	
Qty mini buses owned	Optional	QUANTITY_MINI_BUSES_OWNED	NUMBER(6)	
Qty mini buses leased	Optional	QUANTITY_MINI_BUSES_TERM_LEASED	NUMBER(6)	
Qty mini buses leased	Optional	QUANTITY_MINI_BUSES_TRIP_LEASED	NUMBER(6)	

Description	Type	XML Tag	Data Definition	Comment
Qty motor coach owned	Optional	QUANTITY_MOTOR_COACHES_OWNED	NUMBER(6)	
Qty motor coach leased	Optional	QUANTITY_MOTOR_COACHES_TERM_LEASED	NUMBER(6)	
Qty motor coach leased	Optional	QUANTITY_MOTOR_COACHES_TRIP_LEASED	NUMBER(6)	
Qty 16 passenger school bus owned	Optional	QUANTITY_SCHOOL_BUSES_16P_OWNED	NUMBER(6)	
Qty 16 passenger school bus leased	Optional	QUANTITY_SCHOOL_BUSES_16P_TERM_LEASED	NUMBER(6)	
Qty 16 passenger school bus leased	Optional	QUANTITY_SCHOOL_BUSES_16P_TRIP_LEASED	NUMBER(6)	
Qty 1-8 passenger school bus owned	Optional	QUANTITY_SCHOOL_BUSES_1TO8P_OWNED	NUMBER(6)	
Qty 1-8 passenger school bus leased	Optional	QUANTITY_SCHOOL_BUSES_1TO8P_TERM_LEASED	NUMBER(6)	
Qty 1-8 passenger school bus leased	Optional	QUANTITY_SCHOOL_BUSES_1TO8P_TRIP_LEASED	NUMBER(6)	
Qty 9-15 passenger school bus owned	Optional	QUANTITY_SCHOOL_BUSES_9TO15P_OWNED	NUMBER(6)	
Qty 9-15 passenger school bus leased	Optional	QUANTITY_SCHOOL_BUSES_9TO15P_TERM_LEASED	NUMBER(6)	
Qty 9-15 passenger school bus leased	Optional	QUANTITY_SCHOOL_BUSES_9TO15P_TRIP_LEASED	NUMBER(6)	
Qty straight trucks owned	Optional	QUANTITY_STRAIGHT_TRUCKS_OWNED	NUMBER(6)	
Qty straight trucks leased	Optional	QUANTITY_STRAIGHT_TRUCKS_TERM_LEASED	NUMBER(6)	
Qty straight trucks leased	Optional	QUANTITY_STRAIGHT_TRUCKS_TRIP_LEASED	NUMBER(6)	
Qty HM trailer owned	Optional	QUANTITY_TRAILERS_HM_OWNED	NUMBER(6)	
Qty HM trailer leased	Optional	QUANTITY_TRAILERS_HM_TERM_LEASED	NUMBER(6)	
Qty HM trailer leased	Optional	QUANTITY_TRAILERS_HM_TRIP_LEASED	NUMBER(6)	

Description	Type	XML Tag	Data Definition	Comment
Qty trailer owned	Optional	QUANTITY_TRAILERS_OWNED	NUMBER(6)	
Qty trailer leased	Optional	QUANTITY_TRAILERS_TERM_LEASED	NUMBER(6)	
Qty trailer leased	Optional	QUANTITY_TRAILERS_TRIP_LEASED	NUMBER(6)	
Qty truck tractor owned	Optional	QUANTITY_TRUCK_TRACTORS_OWNED	NUMBER(6)	
Qty truck tractor leased	Optional	QUANTITY_TRUCK_TRACTORS_TERM_LEASED	NUMBER(6)	
Qty truck tractor leased	Optional	QUANTITY_TRUCK_TRACTORS_TRIP_LEASED	NUMBER(6)	
Qty 1-8 passenger van owned	Optional	QUANTITY_VANS_1TO8P_OWNED	NUMBER(6)	
Qty 1-8 passenger van leased	Optional	QUANTITY_VANS_1TO8P_TERM_LEASED	NUMBER(6)	
Qty 1-8 passenger van leased	Optional	QUANTITY_VANS_1TO8P_TRIP_LEASED	NUMBER(6)	
Qty 9-15 passenger van owned	Optional	QUANTITY_VANS_9TO15P_OWNED	NUMBER(6)	
Qty 9-15 passenger van leased	Optional	QUANTITY_VANS_9TO15P_TERM_LEASED	NUMBER(6)	
Qty 9-15 passenger van leased	Optional	QUANTITY_VANS_9TO15P_TRIP_LEASED	NUMBER(6)	
Cell phone number	Optional	TELEPHONE_NUMBER_CELLULAR	VARCHAR2(13)	
Officer Name's title	Optional	OFFICER_NAME_TITLE_1	VARCHAR2(151)	
Officer Name's title	Optional	OFFICER_NAME_TITLE_2	VARCHAR2(151)	
New Entrant Code	Optional	NEW_ENTRANT_CODE	CHAR(1)	
New Entrant End Date	Optional	NEW_ENTRANT_END_DATE	DATE	
New Entrant Start Date	Optional	NEW_ENTRANT_START_DATE	DATE	
Out of Service Date	Optional	OOS_DATE	DATE	
Out of Service Flag	Optional	OOS_FLAG	CHAR(1)	
CSA Letters	Optional	CSA_LETTERS	NUMBER(2)	
CSA Letter Date	Optional	CSA_LETTERS_DATE	DATE	
Carrier BASICS	Optional	CARRIER_BASICS	See table 2	
Carrier Classification	Optional	CARRIER_CLASS	See table 5	
Carrier Cargo	Optional	CARRIER_CARGO	See table 6	

Description	Type	XML Tag	Data Definition	Comment
Carrier Hazmat	Optional	CARRIER_HAZMAT	See table 7	
Carrier Review	Optional	CARRIER_CLASS	See table 8	

The following CARRIER BASICS information shall be provided:

**Table 2. CARRIER\_BASICS (Output)**

Description	Type	XML Tag	Data Definition
BASICS DATE	Optional	BASICS_DATE	DATE
Carrier BASICS Details	Optional	CARRIER_BASICS_DETAIL	See Table 3

**Table 3. CARRIER\_BASICS\_DETAIL (Output)**

Description	Type	XML Tag	Data Definition
BASICS Code	Optional	BASICS_CODE	VARCHAR2(50)
BASICS Short Description	Optional	BASICS_SHORT_DESC	VARCHAR2(200)
BASICS Percentile	Optional	BASICS_PERCENTILE	NUMBER(5,2)
BASICS Deficiency Indicator	Optional	BASICS_DEFICIENCY_IND	CHAR(1)
On-Road Performance Display Text	Optional	ROAD_DISPLAY_TEXT	VARCHAR2(64)
Investigation Performance Display Text	Optional	INVESTIGATION_DISPLAY_TEXT	VARCHAR2(64)
Overall Display Text	Optional	OVERALL_DISPLAY_TEXT	VARCHAR2(64)
Violation	Optional	VIOLATION	See Table 4

**Table 4. VIOLATION (Output)**

Description	Type	XML Tag	Data Definition
Violation Code	Optional	BASICS_VIOL_CODE	VARCHAR2(25)
Violation Description	Optional	BASICS_VIOL_DESC	VARCHAR2(200)

The following Classification information will be provided:

**Table 5. Classification (Output)**

Description	Type	XML Tag	Data Definition
Work Classification Code	Mandatory	CLASS_CODE	VARCHAR2(3)
Work Classification Description (if Other)	Optional	CLASS_OTHER_DESC	VARCHAR2(10)

The following Cargo information will be provided:

**Table 6. Cargo (Output)**

Description	Type	XML Tag	Data Definition
Cargo Classification Code	Mandatory	CARGO_CODE	VARCHAR2(3)
Cargo Classification Description (if Other)	Optional	CARGO_OTHER_DESC	VARCHAR2(16)

The following HazMat information will be provided:

**Table 7. HazMat (Output)**

Description	Type	XML Tag	Data Definition
HM Format	Mandatory	BULK_NONBULK	CHAR(1)
HM Operation	Mandatory	HAZMAT_CARRIED_SHIPPED	CHAR(1)
HM Code	Mandatory	HAZMAT_CODE	VARCHAR2(3)

The following Review information will be provided:

**Table 8. Review (Output)**

Description	Type	XML Tag	Data Definition
Review Mileage	Optional	MILEAGE	NUMBER(10)
Review OOS Vehicles - Checked during Review	Optional	OOS_VEH_CHECKED_DURING_REVIEW	NUMBER(3)
Review OOS Vehicles - Checked From Profile (MCMIS)	Optional	OOS_VEH_CHECKED_FROM_PROFILE	NUMBER(3)
Review Action - Administrative Handling	Optional	PLANNED_ACTION_ADMIN_HANDLING	CHAR(1)
Review Action - Compliance Monitoring	Optional	PLANNED_ACTION_COMPLIANCE_MON	CHAR(1)
Review Action - OOS Order	Optional	PLANNED_ACTION_OOS_ORDER	CHAR(1)
Review Action - Prosecution	Optional	PLANNED_ACTION_PROSECUTION	CHAR(1)
Review Rating Date	Optional	RATING_DATE	DATE
Review Recordable Crashes	Optional	RECORDABLE_CRASHES	NUMBER(5)
Review Date	Optional	REVIEW_DATE	DATE
Review Investigator Code	Optional	REVIEW_INVESTIGATOR_CODE	CHAR(6)
Review Reason – Subject Request	Optional	REVIEW_REASON_CARRIER_REQUEST	NUMBER(1)
Review Reason - Complaint	Optional	REVIEW_REASON_COMPLAINT	NUMBER(1)
Review Reason - Enforcement Follow-Up	Optional	REVIEW_REASON_ENF_FOLLOW_UP	NUMBER(1)
Review Reason - Initial	Optional	REVIEW_REASON_INITIAL_CONTACT	NUMBER(1)
Review Reason Not Rated	Optional	REVIEW_REASON_NOT_RATED	VARCHAR2(2)
Review Reason - Other	Optional	REVIEW_REASON_OTHER	NUMBER(1)
Review Reason - Other Text	Optional	REVIEW_REASON_OTHER_DESC	VARCHAR2(20)
Review Reason - Priority List	Optional	REVIEW_REASON_PRIORITY_LIST	NUMBER(1)
Review Type	Optional	REVIEW_TYPE	CHAR(1)
Review Safety Rating	Optional	SAFETY_RATING	CHAR(1)
Review Safety Factor 1 Rating	Optional	SAFETY_RATING_FACTOR_1	CHAR(1)
Review Safety Factor 2 Rating	Optional	SAFETY_RATING_FACTOR_2	CHAR(1)
Review Safety Factor 3 Rating	Optional	SAFETY_RATING_FACTOR_3	CHAR(1)
Review Safety Factor 4 Rating	Optional	SAFETY_RATING_FACTOR_4	CHAR(1)
Review Safety Factor 5 Rating	Optional	SAFETY_RATING_FACTOR_5	CHAR(1)
Review Safety Factor 6 Rating	Optional	SAFETY_RATING_FACTOR_6	CHAR(1)
Review Vehicles - Checked during Review	Optional	VEH_CHECKED_DURING_REVIEW	NUMBER(3)
Review Vehicles - Checked From Profile (MCMIS)	Optional	VEH_CHECKED_FROM_PROFILE	NUMBER(4)

#### 4.9.13.4 CVISN XML SUBSCRIPTION SERVICE

- The SAFER XML subscription page will be modified to list the data elements for T0031V3.

- The SAFER XML subscription service will be modified to process T0031V3 for the subscription States.

#### 4.9.14 T0032, LICENSING AND INSURANCE OUTPUT TRANSACTION

This interface is SAFER 04.02, T0032 01.00

Root Transaction Tag: T0032  
 Interface Name: SAFER  
 Interface Version: 04.02  
 Transaction Version: 01.00  
 Transaction Data Tags: LICENSING\_INSURANCE

##### 4.9.14.1 TRANSACTION PARAMETERS

###### 4.9.14.1.1 Input – Web Services Query By US DOT Number

The SAFER Web Services Transaction T0032 transaction input shall consist of an invocation of the SaferQueryByDOT method with the following arguments:

Argument	Contents
TransactionID	T0032
DotNumber	USDOT Number of motor carrier
LastUpdateDate	Date of last update received by the client
StylesheetURL	URL for user defined style-sheet
Username	Username for authentication
Password	Password for authentication

###### 4.9.14.1.2 Input - Web Services Query By ICC Number

The SAFER Web Services Transaction T0032 transaction input method call shall issue the following arguments to the SaferQueryByICC method:

Argument	Contents
TransactionID	T0032
IccNumber	ICC number for the motor carrier
LastUpdateDate	Date of last update received by the client
StylesheetURL	URL for user defined style-sheet
Username	Username for authentication
Password	Password for authentication

###### 4.9.14.1.3 Output

The T0032 schema is specified in Appendix L.

##### 4.9.14.2 INTERFACE TERMINALS

Item	Value
Input source	A state system, such as CVIEW, or equivalent
Input destination	SAFER 9.2
Output source	SAFER 9.2
Output source	A state system, such as CVIEW, or equivalent

###### 4.9.14.2.1 Format / Record Layout

Refer to the schema for this transaction in Appendix L for the complete XML specification.

#### 4.9.14.2.2 FTP Output File Types

There are two modes of operation – baseline and update – in all output transactions. SAFER Web Services responds with a baseline if the lastUpdateDate parameter of the query method is null, otherwise it responds with any records that have been updated in the SAFER data store since the date specified in the lastUpdateDate parameter of the query method. The descriptions below apply in either case:

##### Server Side Conditional Processing

There is no conditional processing in SAFER for this transaction yet. The output is derived from the carrier\_li\_detail and carrier\_li\_detail.

##### Client Side Conditional Processing

Conditional processing on the receiving side is at the discretion of the state system.

#### 4.9.14.3 INFORMATION TRANSMITTED

The Licensing and Insurance (LI) information shall be structured within a file as follows:

Interface Header + Licensing and Insurance Transaction Header + {Licensing and Insurance - Primary + {Licensing and Insurance - Detail } }

The following Licensing and Insurance – Primary information shall be provided:

**Table 4–31. Licensing and Insurance – Primary (Output)**

Description	Type	XML Tag
USDOT Number	Mandatory	CARRIER_ID_NUMBER
ICC DOCKET Number	Mandatory	DOCKET_NUMBER
Docket Number Prefix	Optional	PREFIX
Canadian ID	Optional	CANADIAN_ID
Mexican RFC	Optional	MEXICAN_RFC
Mexican Op Authority	Optional	MEXICAN_OP_AUTHORITY
Legal Name	Optional	INSURANCE_ENTITY_NAME
DBA Name	Optional	INSURANCE_DBA_NAME
Mexican Territory	Optional	MEXICAN_TERRITORY
Common Authority Status	Mandatory	COMMON_AUTH_STATUS
Common Reason Inactive	Optional	COMMON_AUTH_REASON_INACTIVE
Common Date Inactive	Optional	COMMON_AUTH_DATE_INACTIVE
Contract Authority Status	Mandatory	CONTRACT_AUTH_STATUS
Contract Reason Inactive	Optional	CONTRACT_AUTH_REASON_INACTIVE
Contract Date Inactive	Optional	CONTRACT_AUTH_DATE_INACTIVE
Broker Authority Status	Mandatory	BROKER_AUTH_STATUS
Broker Reason Inactive	Optional	BROKER_AUTH_REASON_INACTIVE
Broker Date Inactive	Optional	BROKER_AUTH_DATE_INACTIVE
Liability Insurance Amount	Optional	LIABILITY_INSURANCE_AMOUNT
Liability Insurance Required	Mandatory	LIABILITY_INSURANCE_REQD
Liability Insurance Status	Mandatory	LIABILITY_INSURANCE_STATUS
Liability Insurance Summary	Mandatory	LIABILITY_INSURANCE_SUMMARY
Cargo Insurance Required	Mandatory	CARGO_INSURANCE_REQD
Cargo Insurance Status	Mandatory	CARGO_INSURANCE_STATUS
Cargo Insurance Summary	Mandatory	CARGO_INSURANCE_SUMMARY
Bond/Trust Fund Required	Mandatory	BOND_TRUST_FUND_REQD
Bond/Trust Fund Status	Mandatory	BOND_TRUST_FUND_STATUS
Bond / Trust fund Summary	Mandatory	BOND_TRUST_FUND_SUMMARY
Data Effective Date	Mandatory	DATA_EFFECTIVE_DATE

The following Licensing and Insurance – Detail information shall be provided:

**Table 4–32. Licensing and Insurance – Detail (Output)**

Description	Type	XML Tag
Insurance Type	Optional	INSURANCE_TYPE
Insurer	Optional	INSURER
Policy Number	Optional	POLICY_NUMBER
Effective Date	Optional	POLICY_EFFECTIVE_DATE
Coverage Low Amount	Optional	COVERAGE_LOW_AMOUNT
Coverage High Amount	Optional	COVERAGE_HIGH_AMOUNT
Cancellation Effective Date	Optional	CANCELLATION_EFFECTIVE_DATE
Data Effective Date	Optional	DATA_EFFECTIVE_DATE

#### 4.9.15 T0033, INSPECTION DETAIL OUTPUT TRANSACTION

This interface is SAFER 09.40, T0033 01.00

Root Transaction Tag: T0033

Interface Name: SAFER

Interface Version: 04.02

Transaction Version: 01.00

Transaction Data Tags: INSPECTION

##### 4.9.15.1 TRANSACTION PARAMETERS

###### 4.9.15.1.1 Web Services Input

###### Query By DOT Number

The SAFER Web Services Transaction T0033 transaction input method call shall issue the following arguments to the SaferQueryByDot method:

Argument	Contents
TransactionID	T0033
DotNumber	Dot Number
LastUpdateDate	Date of last update received by the client
StylesheetURL	URL for user defined style-sheet
Username	Username for authentication
Password	Password for authentication

###### Query By VIN Number

The SAFER Web Services Transaction T0033 transaction input method call shall issue the following arguments to the SaferQueryByVIN method:

Argument	Contents
TransactionID	T0033
Vin	Vin Number
LastUpdateDate	Date of last update received by the client
StylesheetURL	URL for user defined style-sheet
Username	Username for authentication
Password	Password for authentication



### Query By State and Plate Number

The SAFER Web Services Transaction T0033 transaction input method call shall issue the following arguments to the SaferQueryByStatePlate method:

Argument	Contents
TransactionID	T0033
State	License State
Plate	License Plate Number
LastUpdateDate	Date of last update received by the client
StylesheetURL	URL for user defined style-sheet
Username	Username for authentication
Password	Password for authentication

### Query By Inspect Report Number

The SAFER Web Services Transaction T0033 transaction input method call shall issue the following arguments to the SaferQueryByInspRepNum method:

Argument	Contents
TransactionID	T0033
InspectionReportNumber	Inspection Report Number
LastUpdateDate	Date of last update received by the client
StylesheetURL	URL for user defined style-sheet
Username	Username for authentication
Password	Password for authentication

#### 4.9.15.1.2 Output

The T0033V1 schema is defined in Appendix L.

#### 4.9.15.2 INTERFACE TERMINALS

Item	Value
Input source	A state system, such as CVIEW, or equivalent
Input destination	SAFER 9.2
Output source	SAFER 9.2
Output destination	A state system, such as CVIEW, or equivalent

##### 4.9.15.2.1 Format / Record Layout

Refer to the schema for this transaction for the complete XML specification.

##### 4.9.15.2.2 FTP Output File Types

There are two modes of operation – baseline and update – in all output transactions.

The Inspection Detail transaction shall consist of information structured within a file as follows:

```
Interface Header + T0033 V1 Transaction Header +
{INSPECTION
+ { IR_BRAKE}
+ { IR_BRAKE_PBBT}
+ { IR_HAZARDOUS_MATERIAL}
+ { IR_OOS_TEXT}
+ { IR_RAM_DATA}
+ { IR_RAM_PACKAGE}
+ { IR_RAM_READING}
+ { IR_SHIPPER}
+ { IR_VEHICLE}
+ { IR_VIOLATION}
}
```

The following Inspection information shall be provided.

**Table 1. Inspection (Output)**

Description	Type	XML Tag	Field Format	Comment
Inspection Report Number	Mandatory	INSPECTION_RPTNUM	VARCHAR2(12)	
Inspection Date Time	Optional	INSPECTION_DATE_TIME	DATE TIME	
Inspection Finish Date Time	Optional	INSPECTION_END_DATE_TIME	DATE TIME	
Insp duration in minutes	Optional	INSPECTION_DURATION	Integer	
Inspection Type (1-7)	Optional	INSPECTION_LEVEL	CHAR(1)	
Inspection Location Time Zone	Optional	LOCATION_TIME_ZONE	CHAR(2)	
Inspection Location	Optional	INSPECTION_LOCATION	VARCHAR2(6)	
Inspection Location Desc	Optional	INSPECTION_LOCATION_DESC	VARCHAR2(30)	
INSPECTION HIGHWAY LOCATION	Optional	INSPECTION_HIGHWAY_LOCATION	VARCHAR2(30)	
HIGHWAY MILEPOST	Optional	HIGHWAY_MILEPOST	VARCHAR2(6)	
FACILITY	Optional	FACILITY	CHAR(1)	
INSPECTION STATE	Optional	INSPECTION_STATE	CHAR(2)	
COUNTY NAME	Optional	COUNTY_NAME	VARCHAR2(25)	
COUNTY CODE	Optional	COUNTY_CODE	VARCHAR2(3)	
COUNTY CODE STATE	Optional	COUNTY_CODE_STATE	VARCHAR2(3)	

Description	Type	XML Tag	Field Format	Comment
INSPECTOR NAME	Optional	INSPECTOR_NAME	VARCHAR2(36)	
INSPECTOR CODE	Optional	INSPECTOR_CODE	VARCHAR2(6)	
ALC SUB CHK	Optional	ALC_SUB_CHK	CHAR(1)	
DRUG SEARCH	Optional	DRUG_SEARCH	CHAR(1)	
DRUG ARREST	Optional	DRUG_ARREST	CHAR(1)	
SIZE ENF	Optional	SIZE_ENF	CHAR(1)	
TRAFFIC ENF	Optional	TRAFFIC_ENF	CHAR(1)	
LOCAL JURISD	Optional	LOCAL_JURISD	CHAR(1)	
ACCIDENT	Optional	ACCIDENT	CHAR(1)	
BORDERGRANT	Optional	BORDERGRANT	CHAR(1)	
HM INSPECTION	Optional	HM_INSPECTION	CHAR(1)	
CARRIER ID NUMBER	Optional	CARRIER_ID_NUMBER	VARCHAR2(8)	
STATE CARRIER ID	Optional	STATE_CARRIER_ID	VARCHAR2(12)	
ICC NUMBER	Optional	ICC_NUMBER	VARCHAR2(6)	
INTERSTATE	Optional	INTERSTATE	CHAR(1)	
CARRIER NAME	Optional	CARRIER_NAME	VARCHAR2(120)	
CARRIER STREET	Optional	CARRIER_STREET	VARCHAR2(50)	
CARRIER BARRIO	Optional	CARRIER_BARRIO	VARCHAR2(100)	
CARRIER CITY	Optional	CARRIER_CITY	VARCHAR2(25)	
CARRIER STATE	Optional	CARRIER_STATE	CHAR(2)	
CARRIER ZIP	Optional	CARRIER_ZIP	VARCHAR2(10)	
CARRIER COUNTRY	Optional	CARRIER_COUNTRY	CHAR(2)	
CARRIER PHONE	Optional	CARRIER_PHONE	VARCHAR2(13)	
CARRIER FAX	Optional	CARRIER_FAX	VARCHAR2(13)	
SHIPPER NAME	Optional	SHIPPER_NAME	VARCHAR2(120)	
SHIPPING PAPER NUMBER	Optional	SHIPPING_PAPER_NUMBER	VARCHAR2(15)	
DRIVER LNAME	Optional	DRIVER_LNAME	VARCHAR2(20)	
DRIVER FNAME	Optional	DRIVER_FNAME	VARCHAR2(20)	
DRIVER MI	Optional	DRIVER_MI	CHAR(1)	
DRIVER LICENSE NUMBER	Optional	DRIVER_LICENSE_NUMBER	VARCHAR2(25)	
DRIVER LICENSE STATE	Optional	DRIVER_LICENSE_STATE	CHAR(2)	
DRIVER DOB	Optional	DRIVER_DOB	DATE	
CODRIVER LNAME	Optional	CODRIVER_LNAME	VARCHAR2(20)	
CODRIVER FNAME	Optional	CODRIVER_FNAME	VARCHAR2(20)	
CODRIVER MI	Optional	CODRIVER_MI	CHAR(1)	
CODRIVER LIC NUMBER	Optional	CODRIVER_LIC_NUMBER	VARCHAR2(25)	
CODRIVER LIC STATE	Optional	CODRIVER_LIC_STATE	CHAR(2)	
CODRIVER DOB	Optional	CODRIVER_DOB	DATE	
TRIP ORIGIN	Optional	TRIP_ORIGIN	VARCHAR2(25)	
TRIP DESTINATION	Optional	TRIP_DESTINATION	VARCHAR2(25)	
CARGO TYPE	Optional	CARGO_TYPE	VARCHAR2(25)	
PLACARDS	Optional	PLACARDS	CHAR(1)	
HM CARGO TANK	Optional	HM_CARGO_TANK	VARCHAR2(3)	
GCWR	Optional	GCWR	Integer	
NUMBER OF AXLES	Optional	NUMBER_OF_AXLES	CHAR(2)	
TRUCKBUS	Optional	TRUCKBUS	CHAR(1)	
TOTAL HM	Optional	TOTAL_HM	Integer	
TOTAL VEHICLES	Optional	TOTAL_VEHICLES	Integer	
TOTAL VIOLATION	Optional	TOTAL_VIOLATION	Integer	
TOTAL OOS VIO	Optional	TOTAL_OOS_VIO	Integer	
TOTAL VEHICLE OOS VIO	Optional	TOTAL_VEHICLE_OOS_VIO	Integer	
TOTAL DRIVER OOS VIO	Optional	TOTAL_DRIVER_OOS_VIO	Integer	

Description	Type	XML Tag	Field Format	Comment
ASPEN VERSION	Optional	ASPEN_VERSION	VARCHAR2(10)	
CENSUS MATCH	Optional	CENSUS_MATCH	CHAR(1)	
ASPENFIELD1	Optional	ASPENFIELD1	VARCHAR2(10)	
ASPENFIELD2	Optional	ASPENFIELD2	VARCHAR2(10)	
DRIVER OOS UNTIL	Optional	DRIVER_OOS_UNTIL	VARCHAR2(40)	
VEHICLE OOS	Optional	VEHICLE_OOS	CHAR(1)	
DRIVER OOS	Optional	DRIVER_OOS	CHAR(1)	
OFFICE NAME	Optional	OFFICE_NAME	VARCHAR2(50)	
OFFICE ADDR LINE1	Optional	OFFICE_ADDR_LINE1	VARCHAR2(50)	
OFFICE ADDR LINE2	Optional	OFFICE_ADDR_LINE2	VARCHAR2(50)	
OFFICE ADDR LINE3	Optional	OFFICE_ADDR_LINE3	VARCHAR2(50)	
OFFICE PHONE NUMBER	Optional	OFFICE_PHONE_NUMBER	VARCHAR2(50)	
SOURCE OFFICE ID	Optional	SOURCE_OFFICE_ID	VARCHAR2(10)	
CONVERTED INSPECTION	Optional	CONVERTED_INSPECTION	CHAR(1)	
CARRIER SEARCH CODE	Optional	CARRIER_SEARCH_CODE	CHAR(1)	
REPORT INPUT DATE	Optional	REPORT_INPUT_DATE	DATE	
INPUT USER ID	Optional	INPUT_USER_ID	VARCHAR2(10)	
REPORT STATUS	Optional	REPORT_STATUS	CHAR(1)	
LAST EDIT DATE TIME	Optional	LAST_EDIT_DATE_TIME	DATE TIME	
LAST EDIT USER ID	Optional	LAST_EDIT_USER_ID	VARCHAR2(10)	
IS VERIFIED	Optional	IS_VERIFIED	CHAR(1)	
VERIFY DATE	Optional	VERIFY_DATE	DATE	
VERIFY TIME	Optional	VERIFY_TIME	TIME	
VERIFIER USER ID	Optional	VERIFIER_USER_ID	VARCHAR2(10)	
UPLOAD REQUIRED	Optional	UPLOAD_REQUIRED	CHAR(1)	
UPLOAD DATE TIME	Optional	UPLOAD_DATE_TIME	DATE TIME	
UPLOAD_SAFER_REQUIRED	Optional	UPLOAD_SAFER_REQUIRED	CHAR(1)	
INSURANCE VERIFY FLAG	Optional	INSURANCE_VERIFY_FLAG	CHAR(1)	
INSURANCE VERIFY TYPE	Optional	INSURANCE_VERIFY_TYPE	CHAR(1)	
INSURANCE VERIFY DESC	Optional	INSURANCE_VERIFY_DESC	VARCHAR2(50)	
PASACHECK	Optional	PASACHECK	CHAR(1)	
DISPLAY ADVISORYCHECK	Optional	DISPLAY_ADVISORYCHECK	CHAR(1)	
PBBTCHECK	Optional	PBBTCHECK	CHAR(1)	
PBBTAXLE	Optional	PBBTAXLES	Integer	
PBBTBRAKEFORCE	Optional	PBBTBRAKEFORCE	Decimal	
PBBTMINBRAKEFORCE	Optional	PBBTMINBRAKEFORCE	Decimal	
STUDY1	Optional	STUDY1	VARCHAR2(40)	
STUDY2	Optional	STUDY2	VARCHAR2(40)	
STUDY3	Optional	STUDY3	VARCHAR2(40)	
STUDY4	Optional	STUDY4	VARCHAR2(40)	
STUDY5	Optional	STUDY5	VARCHAR2(40)	
STUDY6	Optional	STUDY6	VARCHAR2(40)	
STUDY7	Optional	STUDY7	VARCHAR2(40)	
STUDY8	Optional	STUDY8	VARCHAR2(40)	
STUDY9	Optional	STUDY9	VARCHAR2(40)	
STUDY10	Optional	STUDY10	VARCHAR2(40)	
IEPSPACEPROVIDED	Optional	IEPSPACEPROVIDED	CHAR(1)	
IEPINSPCONDUCTED	Optional	IEPINSPCONDUCTED	CHAR(1)	
INSPECTION NOTES	Optional	INSPECTION_NOTES	VARCHAR2(32760)	

The following BRAKE information shall be provided:

**Table 2. BRAKE (Output)**

Description	Type	XML Tag	Field Format
AXLE_NUMBER	Optional	AXLE_NUMBER	Integer
BRAKE_CHAMBER	Optional	BRAKE_CHAMBER	VARCHAR2(6)
LEFT_BRAKE	Optional	LEFT_BRAKE	VARCHAR2(6)
RIGHT_BRAKE	Optional	RIGHT_BRAKE	VARCHAR2(6)

The following Performance Based Brake Test measurements information shall be provided:

**Table 3. PBBTMeasurement (Output)**

Description	Type	XML Tag	Field Format
AXLENUM	Optional	AXLENUM	Integer
LEFTBRAKEMEASURE	Optional	LEFTBRAKEMEASURE	Decimal
RIGHTBRAKEMEASURE	Optional	RIGHTBRAKEMEASURE	Decimal

The following HAZMAT information shall be provided:

**Table 4. HAZMAT (Output)**

Description	Type	XML Tag	Field Format
HM_SEQ_NUMBER	Optional	HM_SEQ_NUMBER	CHAR(1)
HM_CODE	Optional	HM_CODE	VARCHAR2(3)
HM_QUANT	Optional	HM_QUANT	CHAR(1)
HM_WASTE	Optional	HM_WASTE	CHAR(1)
HM_DESCRIPTION	Optional	HM_DESCRIPTOR	VARCHAR2(20)

The following OOS Text information shall be provided:

**Table 5. OOS Text (Output)**

Description	Type	XML Tag	Field Format
VEHICLE_OOS_TEXT	Optional	VEHICLE_OOS_TEXT	VARCHAR2(2000)
DRIVER_OOS_TEXT	Optional	DRIVER_OOS_TEXT	VARCHAR2(2000)
CERTIFY_OOS_TEXT	Optional	CERTIFY_OOS_TEXT	VARCHAR2(2000)
VERIFY_OOS_TEXT	Optional	VERIFY_OOS_TEXT	VARCHAR2(2000)

The following RAM DATA information shall be provided:

**Table 6. RAM DATA (Output)**

Description	Type	XML Tag	Field Format
POINT_OF_ORIGIN	Optional	POINT_OF_ORIGIN	CHAR(1)
ENROUTE	Optional	ENROUTE	CHAR(1)
POINT_OF_DESTINATION	Optional	POINT_OF_DESTINATION	CHAR(1)

ACCIDENT	Optional	ACCIDENT	CHAR(1)
INCIDENT	Optional	INCIDENT	CHAR(1)
HRCQ	Optional	HRCQ	CHAR(1)
TRU_WASTE	Optional	TRU_WASTE	CHAR(1)
PROPER_SHIPPING_NAME	Optional	PROPER_SHIPPING_NAME	VARCHAR2(120)
INSTRUMENT_TYPE	Optional	INSTRUMENT_TYPE	VARCHAR2(20)
INSTRUMENT_SERIAL_NUMBER	Optional	INSTRUMENT_SERIAL_NUMBER	VARCHAR2(15)
PROBE_NUMBER	Optional	PROBE_NUMBER	VARCHAR2(15)
PACKAGE_TYPE	Optional	PACKAGE_TYPE	VARCHAR2(10)
DOESHIPMENT	Optional	DOESHIPMENT	CHAR(1)
COBALT60	Optional	COBALT60	CHAR(1)
EXCLUSIVEUSE	Optional	EXCLUSIVEUSE	CHAR(1)
SHIPID_NUMBER	Optional	SHIPID_NUMBER	VARCHAR2(25)
LEVEL6DECAL	Optional	LEVEL6DECAL	VARCHAR2(8)
INSTRUMENTMFR	Optional	INSTRUMENTMFR	VARCHAR2(20)
PROBEMODEL	Optional	PROBEMODEL	VARCHAR2(15)

The following RAM PACKAGE information shall be provided:

**Table 7. RAM PACKAGE (Output)**

Description	Type	XML Tag	Field Format
PACKAGE_SEQ_NUMBER	Optional	PACKAGE_SEQ_NUMBER	NUMBER(10)
SERIAL_NUMBER	Optional	SERIAL_NUMBER	VARCHAR2(15)
TRANSPORT_INDEX	Optional	TRANSPORT_INDEX	VARCHAR2(6)
CRITICALITYINDEX	Optional	CRITICALITYINDEX	Decimal

The following RAM READING information shall be provided:

**Table 8. RAM READING (Output)**

Description	Type	XML Tag	Field Format
LOCATION	Optional	LOCATION	VARCHAR2(3)
LOCATION_CODE	Optional	LOCATION_CODE	CHAR(1)
RAM_READING	Optional	RAM_READING	NUMBER(9,5)

The following SHIPPER information shall be provided:

**Table 9. SHIPPER (Output)**

Description	Type	XML Tag	Field Format
SHIPPER_NUMBER	Optional	SHIPPER_NUMBER	VARCHAR2(3)
SHIPPER_DOT_NUMBER	Optional	SHIPPER_DOT_NUMBER	VARCHAR2(8)
SHIPPER_NAME	Optional	SHIPPER_NAME	VARCHAR2(120)
SHIPPER_ADDRESS	Optional	SHIPPER_ADDRESS	VARCHAR2(50)
SHIPPER_CITY	Optional	SHIPPER_CITY	VARCHAR2(25)
SHIPPER_STATE	Optional	SHIPPER_STATE	CHAR(2)

SHIPPER_ZIP	Optional	SHIPPER_ZIP	VARCHAR2(10)
SHIPPER_COUNTRY	Optional	SHIPPER_COUNTRY	CHAR(2)

The following vehicle information shall be provided:

**Table 10. Vehicle (Output)**

Description	Type	XML Tag	Field Format
VEHICLE_UNIT_NUMBER	Optional	VEHICLE_UNIT_NUMBER	CHAR(1)
VEHICLE_TYPE	Optional	VEHICLE_TYPE	CHAR(2)
VEHICLE_MAKE	Optional	VEHICLE_MAKE	VARCHAR2(10)
VEHICLE_MODEL_YEAR	Optional	VEHICLE_MODEL_YEAR	VARCHAR2(4)
VEHICLE_COMPANY_NUMBER	Optional	VEHICLE_COMPANY_NUMBER	VARCHAR2(15)
LICENSE_PLATE_NUMBER	Optional	LICENSE_PLATE_NUMBER	VARCHAR2(12)
LICENSE_STATE	Optional	LICENSE_STATE	CHAR(2)
VIN	Optional	VIN	VARCHAR2(17)
UVWR	Optional	UVWR	VARCHAR2(6)
CVSA_DECAL	Optional	CVSA_DECAL	CHAR(1)
DECAL_NUMBER	Optional	DECAL_NUMBER	VARCHAR2(8)
VEHICLE_OOS_NUMBER	Optional	VEHICLE_OOS_NUMBER	VARCHAR2(12)
DECAL_STATUS	Optional	DECAL_STATUS	CHAR(1)
EXISTING_DECAL_NUMBER	Optional	EXISTING_DECAL_NUMBER	VARCHAR2(8)
REMOVED_CARGOSEALID	Optional	REMOVED_CARGOSEALID	VARCHAR2(25)
REPLACED_CARGOSEALID	Optional	REPLACED_CARGOSEALID	VARCHAR2(25)
IEP_DOT_NUMBER	Optional	IEP_DOT_NUMBER	VARCHAR2(8)
IEP_NAME	Optional	IEP_NAME	VARCHAR2(120)
IEP_CHASSISPOOL_NAME	Optional	IEP_CHASSISPOOL_NAME	VARCHAR2(25)
IEP_SOURCECODE	Optional	IEP_SOURCECODE	VARCHAR2(3)
IEP_DATETIMEZ	Optional	IEP_DATETIMEZ	DATE

The following violation information shall be provided:

**Table 11. Violation (Output)**

Description	Type	XML Tag	Field Format
VIOLATION_SEQUENCE_NUMBER	Optional	VIOLATION_SEQUENCE_NUMBER	Integer
VIOLATION_UNIT	Optional	VIOLATION_UNIT	CHAR(1)
FED_VIOLATION_CODE	Optional	FED_VIOLATION_CODE	VARCHAR2(25)
FED_VIOLATION_SECTION	Optional	FED_VIOLATION_SECTION	VARCHAR2(30)
STATE_VIOLATION_CODE	Optional	STATE_VIOLATION_CODE	VARCHAR2(25)
VIOLATION_DESCRIPTION	Optional	VIOLATION_DESCRIPTION	VARCHAR2(162)
DESCRIPTION_TYPE	Optional	DESCRIPTION_TYPE	CHAR(1)
OOS	Optional	OOS	CHAR(1)
DEFECT_ACTION	Optional	DEFECT_ACTION	CHAR(1)
CITATION_NUMBER	Optional	CITATION_NUMBER	VARCHAR2(15)
SHIPPER_NUMBER	Optional	SHIPPER_NUMBER	VARCHAR2(3)
POSTCRASH	Optional	POSTCRASH	CHAR(1)
FEDERAL_STATE_FLAG	Optional	FEDERAL_STATE_FLAG	CHAR(1)
LEVEL6OOS	Optional	LEVEL6OOS	CHAR(1)

#### 4.9.16 T0017, UCR DETAIL INPUT TRANSACTION

This interface is SAFER 09.40, T0017 01.00





The following UCR Registration information shall be provided:

**Table 1. UCR Registration (Input)**

Description	Type	XML Tag	Data Definition
Carrier DOT Number	Optional	CompanyUSDOTNumber	NUMBER
Carrier MC/MX Number	Optional	CompanyMCNumber	NUMBER
Carrier FF Number	Optional	CompanyFreightForwarderNumber	NUMBER
MC_MX_Tag	Optional	MC_MX_TAG	VARCHAR2(2)
Carrier Intrastate Flag	Mandatory	CompanyIntrastateFlag	VARCHAR2(1)
UCR Fee Paid Flag	Mandatory	RegistrationFeePaid	VARCHAR2(1)
UCR Registration Year	Mandatory	RegistrationYear	NUMBER
UCR Registration Update Date	Mandatory	RegistrationUpdateDate	DATE
UCR Base State	Mandatory	RegistrationBaseState	VARCHAR2(4)
UCR Upload Jurisdiction	Optional	UploadJurisdiction	VARCHAR2(4)

**Table 2. UCR Registration Operating States (Input)**

Description	Type	XML Tag	Data Definition
Operating States	Optional	RegistrationOperatingState	VARCHAR2(4)

#### 4.9.17 T0034, UCR DETAIL OUTPUT TRANSACTION

This interface is SAFER 09.40, T0017 01.00

Root Transaction Tag: T0034

Interface Name: SAFER

Interface Version: 04.02

Transaction Version: 01.00

Transaction Data Tags: UCR\_CARRIER

##### 4.9.17.1 TRANSACTION PARAMETERS

###### 4.9.17.1.1 Web Services

The T0034 transaction files can be downloaded through this web service.

###### 4.9.17.1.2 FTP Service

##### INTERFACE TERMINALS

Item	Value
Input source	A state system, such as CVIEW, or equivalent
Input destination	SAFER 9.4
Output source	SAFER 9.4
Output destination	A state system, such as CVIEW, or equivalent

#### 4.9.17.1.3 Format / Record Layout

Refer to the schema for this transaction for the complete XML specification. Schema T0034V1.xsd is attached in Appendix.

#### 4.9.17.1.4 FTP Output File Types

There are two modes of operation – baseline and update – in all output transactions.

The UCR Registration Detail transaction shall consist of information structured within a file as follows:

Interface Header + T0034 V1 Transaction Header +  
 {UCR\_CARRIER  
 + {UCR\_REGISTRATION}}

The following Inspection information shall be provided.

**Table 1. UCR\_CARRIER (Output)**

Description	Type	XML Tag	Field Format	Comment
DOT Number	Optional	CARRIER_ID_NUMBER	VARCHAR2(12)	
PREFIX	Optional	PREFIX	VARCHAR2(2)	
Docket Number	Optional	DOCKET_NUMBER	Varchar2(6)	
Carrier Legal Name	Required	CARRIER_NAME	Varchar2(120)	
Carrier DBA Name	Optional	DBA_NAME	Varchar2(120)	
Physical Address Street	Required	STREET	Varchar2(50)	
Physical Address City	Required	CITY	Varchar2(25)	
Physical Address State	Required	STATE	Varchar2(2)	
Physical Address Country	Optional	COUNTRY	Varchar2(3)	
Physical Address Zip Code	Optional	ZIP_CODE	Varchar2(10)	
Mailing Address Street	Optional	MAIL_STREET	Varchar2(50)	
Mailing Address City	Optional	MAIL_CITY	Varchar2(25)	
Mailing Address State	Optional	MAIL_STATE	Varchar2(2)	
Mailing Address Country	Optional	MAIL_COUNTRY	Varchar2(3)	
Mailing Address Zip Code	Optional	MAIL_ZIP_CODE	Varchar2(10)	
Telephone	Optional	TELEPHONE_NUMBER	Varchar2(15)	
Fax	Optional	FAX_NUMBER	Varchar2(15)	
QUANTITY_HAZMAT_TANK_TRAILERS	Optional	QUANTITY_HAZMAT_TANK_TRAILERS	NUMBER(6)	
QUANTITY_POWER_UNITS	Optional	QUANTITY_POWER_UNITS	NUMBER(6)	
QUANTITY_TRAILERS	Optional	QUANTITY_TRAILERS	NUMBER(6)	
MCMIS_STATUS	Optional	MCMIS_STATUS	Varchar2(1)	
CARRIER_INTERSTATE	Optional	CARRIER_INTERSTATE	Varchar2(1)	
ENTITY_TYPE	Optional	ENTITY_TYPE	Varchar2(1)	
BROKER_AUTH_STATUS	Optional	BROKER_AUTH_STATUS	Varchar2(1)	
LAST_UPDATED_DATE	Optional	LAST_UPDATED_DATE	DATE	

The following UCR Detail information shall be provided:

**Table 2. UCR\_REGISTRATION (Output)**

Description	Type	XML Tag	Field Format
UCR Registration Fee Paid Flag	Optional	UCR_REGISTRATION_FEE_PAID	VARCHAR2(1)
Intrastate Vehicle Flag	Optional	UCR_INTRASTATE_VEHICLES	VARCHAR2(1)
UCR Registration Year	Optional	UCR_REGISTRATION_YEAR	NUMBER
Update Date	Optional	UCR_REGISTRATION_UPDATE_DATE	DATE
Registration Base State	Optional	UCR_REGISTRATION_BASE_STATE	VARCHAR2(4)
Upload Jurisdiction	Optional	UCR_REGISTRATION_UPLOAD_JURISDICTION	VARCHAR2(4)

#### 4.10 DELETE TRANSACTIONS (INPUT AND OUTPUT):

- The deletion key shall be as follow for each delete transaction:

T0019D: IFTA\_LICENSE\_NUMBER, IFTA\_BASE\_COUNTRY, IFTA\_BASE\_STATE

T0022D: VIN, LICENSE\_PLATE\_NUMBER, IRP\_BASE\_STATE

T0017D: DOT\_NUMBER, MC\_NUMBER, MC\_MX\_TAG, FF\_NUMBER, REGISTRATION\_YEAR

- Sending state is the state which sends transaction files. The sixth to seventh characters in file name is the sending state. For example, transaction file name is CVIEWKSxxxxxxxxx.zip, and the sending state is KS. For all delete transactions, if the IRP base state is the sending state, the record can be deleted. If the IRP base state is not the sending state, and the IRP base state is one of the eligible sending states, SAFER shall not delete the record, and return error message Only IRP base state can delete records in the log file. If the IRP base state is not one of the eligible sending states, the record can be deleted only by those sending states which are eligible to send multiple states records. Currently state WA and KY are the only states can send files for other states.
- If the delete key is not found on SAFER, SAFER shall return a message in the log file to the CVIEW states indicating the key does not exist  
  
T0019D: Referenced IFTA Account does not exist  
T0022D: Vehicle registration does not exist
- In T0022D processing, if a vehicles is associated with an OOS carrier, SAFER shall not delete the record and shall return error message Carrier is currently out of service in the log file to the CVIEW states indicating the carrier is currently out of service.
- In T0019D processing, if an IFTA is referenced in T0022, SAFER shall delete the record and shall return warning message IFTA Account is Referenced By Vehicle Registration in the log file to the CVIEW states (Not PRISM-ONLY states) indicating the IFTA is referenced by T0022. This business role shall not apply to PRISM-ONLY states.
- Each delete transaction shall have corresponding output transaction:  
T0019D → T0025D  
T0022D → T0028D
- Delete transaction output file shall be same as corresponding input transaction output file except OPERATION is DELETE and root tag is delete transaction type.
- The output transaction shall be for daily deletion only, no baseline.

9. Version number shall be same as input transaction. For example,

Input Transaction,	Input Delete Transaction,	Output Transaction,	Deletion Output Transaction
T0019V1	T0019DV1	T0025V1	T0025DV1
T0022V3	T0022DV3	T0028V3	T0028DV3.
T0017V1	T0017DV1		

10. All input delete transactions shall be audited. SAFER shall be able to tell a specific record is deleted by which delete transaction file name.

## **5. APPENDIX A.: DATA DICTIONARY**

## 6. APPENDIX B.: JURISDICTION CODES

The following Jurisdiction Codes are used in transactions T0022V3, T0024V2, T0028V3 and T0029V2.

JURISDICTION CODE	DESCRIPTION
CAAB	Alberta
CABC	British Columbia
CAMB	Manitoba
CANB	New Brunswick
CANF	Newfoundland
CANS	Nova Scotia
CANT	Northwest Territories
CAON	Ontario
CAPE	Prince Edward Island
CAQC	Quebec
CAPQ	Quebec
CASN	Saskatchewan
CASK	Saskatchewan
CAYT	Yukon Territory
MXAG	Aguascalientes
MXBN	Baja California Norte
MXBS	Baja California Sur
MXCH	Coahuila
MXCI	Chihuahua
MXCL	Colima
MXCP	Campeche
MXCS	Chiapas
MXDF	Districto Federal
MXDG	Durango
MXGE	Guerrero
MXGJ	Guanajuato
MXHD	Hidalgo
MXJA	Jalisco
MXMC	Michoacan
MXMR	Morelos
MXMX	Mexico
MXNA	Nayarit
MXNL	Nuevo Leon
MXOA	Oaxaca
MXPU	Puebla
MXQE	Queretaro
MXQI	Quintana Roo
MXSI	Sinaloa
MXSL	San Luis Potosi
MXSO	Sonora

JURISDICTION CODE	DESCRIPTION
MXTA	Tamaulipas
MXTB	Tabasco
MXTL	Tlaxcala
MXVC	Veracruz
MXYU	Yucatan
MXZA	Zacatecas
USAK	Alaska
USAL	Alabama
USAR	Arkansas
USAS	American Samoa
USAZ	Arizona
USCA	California
USCO	Colorado
USCT	Connecticut
USDC	District of Columbia
USDE	Delaware
USFL	Florida
USFM	Federated States of Micronesia
USGA	Georgia
USGU	Guam
USHI	Hawaii
USIA	Iowa
USID	Idaho
USIL	Illinois
USIN	Indiana
USKS	Kansas
USKY	Kentucky
USLA	Louisiana
USMA	Massachusetts
USMD	Maryland
USME	Maine
USMH	Marshall Islands
USMI	Michigan
USMN	Minnesota
USMO	Missouri
USMP	Northern Mariana Islands
USMS	Mississippi
USMT	Montana
USNC	North Carolina
USND	North Dakota
USNE	Nebraska
USNH	New Hampshire
USNJ	New Jersey
USNM	New Mexico

JURISDICTION CODE	DESCRIPTION
USNV	Nevada
USNY	New York
USOH	Ohio
USOK	Oklahoma
USOR	Oregon
USPA	Pennsylvania
USPR	Puerto Rico
USPW	Palau
USRI	Rhode Island
USSC	South Carolina
USSD	South Dakota
USTN	Tennessee
USTX	Texas
USUM	United States Minor Outlying Islands
USUT	Utah
USVA	Virginia
USVI	Virgin Islands
USVT	Vermont
USWA	Washington
USWI	Wisconsin
USWV	West Virginia
USWY	Wyoming



This Page Intentionally Blank

## 7. APPENDIX C.: IFTA STATUS CODES

### IFTA STATUS CODES From Reference [10]

IFTA STATUS CODE	IFTA STATUS DESC	IFTA Check Flag
0	Not Available	“Y” – Check is Required
1	Active	“N” – OK, Check not Required
2	Active Pending	
3	Active Delinquent	
4	Closed	
5	Closed Pending	
6	Suspended	
7	Canceled	
8	Canceled Pending	
9	Inactive	
A	Inactive Delinquent	
B	Released	
C	Revoked	
D	Revoke Pending	

This Page Intentionally Blank

## 8. APPENDIX D.: IRP VEHICLE STATUS CODE

### OLD IRP VEHICLE STATUS CODES From Reference [10]

Code	Description
0	Not Available (Assumed Current)
100	Original Carrier Fleet (Generic Active Vehicle Status)
101	All Credentials Issued
111	Partial Payment Not Yet Due
121	Vehicle Added On A Fleet To Fleet Transaction
131	Outstanding Temporary Authority
140	Vehicle Conversion Record
161	Activate Suspended Vehicle
201	Renewed Active Vehicle
501	Active Vehicle (Converted)
511	Inactive (Converted)
900	Not Current (Generic Inactive Vehicle Status)
901	Suspended Non Payment
911	Suspended (Weight Violation)
940	Vehicle Status Code Not Yet Assigned
941	Sleeping Vehicle
943	Prevents Credential Issuance
951	Vehicle Withdrawn From Operation For No Reported Reason
952	Vehicle Withdrawn From Operations Due To The Vehicle Needing Maintenance
953	Vehicle Withdrawn From Operations Due To The Vehicle Being Sold
954	Vehicle Withdrawn From Operations Due To The Vehicle Being Stolen
955	Vehicle Withdrawn From Operations Due To The Vehicle Being Wrecked
956	Vehicle Withdrawn From Operations Due To The Vehicle Being Salvaged
959	Vehicle Deleted On A Fleet To Fleet Transaction
961	Vehicle Suspension Code.
998	Vehicle Soft Deleted But Treated As Hard
999	Physically Deleted Vehicle

**NEW IRP VEHICLE STATUS CODES**

<b>Code</b>	<b>Description</b>
100	Original Carrier Fleet (Generic Active Vehicle Status)
900	Not Current (Generic Inactive Vehicle Status)
950	Federal out of service
961	Vehicle Suspension Code.

OLD code mapping to New code:

Any code <900, convert to 100.

950 and 961 keep same.

Any code >= 900 except 950 and 961, convert to 900.

## 9. APPENDIX E.: VEHICLE USE CLASS CODE

### OLD Vehicle Use Class Code From Reference [10]

Use Class Code	Definition	Explanation
2B	Double Bottom Trailer	
2F	Full Double Bottom Trailer	
3B	Triple Bottom Trailer	
3F	Full Triple Bottom Trailer	
AA	Auxiliary Axle	An auxiliary undercarriage assembly with a fifth wheel and tow bar used to convert a semi-trailer to a full trailer. (MD IRP)
AC	Auto Carrier	
AG	Agricultural/Farm	
AM	Ambulance	
AU	Automobile	An automobile is a motor vehicle other than a motorcycle or utility vehicle consisting of a transport device designed for carrying ten or fewer persons. (Reference [6], 2.2.12)
BS	Bus	A motor vehicle with motive power, except a trailer, designed for carrying more than 10 persons. (Reference [4], § 571.3)
BT	Boat Trailer	
BX	Box Trailer	
CB	Cab and Chassis	
CD	Converter Dolly/Converter Gear	A motor vehicle consisting of a chassis equipped with one or more axles, a fifth wheel and/or equivalent mechanism, and drawbar, the attachment of which converts a semi trailer to a full trailer. (Reference [4], § 393.5)
CK	Cargo Tank Truck	
CM	Concrete or Transit Mixer	
CO	Convertible	
CP	Coupe	
CR	Crane	
CS	Construction	
CT	Cargo Tank Trailer	
CV	Combination Vehicle	Any combination of vehicles with a gross combination weight rating of 26,001 or more pounds provided the GVWR of the vehicle being towed is in excess of 10,000 pounds (Reference [4])
DB	Double Bottom	A combination of a power unit pulling two (2) semi trailers or semi trailer and a full trailer.
DL	Dolly Trailer	
DP	Dump Trailer	
DT	Dump Truck	A motor vehicle designed to haul cargo, and to self-unload by gravity or mechanical means and to be used to haul feed or other loose materials in bulk.
ES	Executive Sedan	Privately owned, not for hire (corporation limousine, hotel van)
FB	Flatbed/Platform	
FI	Fire Truck	

**OLD Vehicle Use Class Code From Reference [10]**

Use Class Code	Definition	Explanation
FL	Flatbed Trailer	
FT	Full Trailer	A full trailer is a trailer, other than a pole trailer, designed for carrying property and so constructed that no part of its weight rests upon or is carried by the towing road vehicle. An auxiliary undercarriage assembly, commonly known as a converted dolly and consisting of a chassis, fifth wheel and one or more tow bars, is sometimes used to convert a semi trailer to a full trailer. (Reference [6], 2.2.18)
GG	Garbage or Refuse Truck	
HB	Hatchback	
HC	HazMat Cargo Tank	
HD	Hardtop	
HK	HazMat Truck	
HM	Household Mover	
HT	HazMat Trailer	
HU	HazMat Tank Trailer	
HV	HazMat Tank Truck	
IF	Interstate Farm Vehicle	
JE	Jeep	
LB	Lowbed/Boy Trailer	
LG	Log Truck	
LI	Limousine	Vehicle for hire per hour or flat fee
LL	Carryall	
LS	Livestock Trailer	
M2	Motorized Home B	
M3	Motorized Home C	
MA	Motorized Home	
MB	Modular Building	
MC	Motorcycle	A motorcycle is any motor vehicle having a seat or saddle for the use of its operator and designed to travel on not more than three wheels in contact with the ground. (Reference [6], 2.2.9)
MH	Mobile Home	
MK	Motor Truck	Every motor vehicle designed primarily for carrying livestock, merchandise, freight of any kind, or more than nine persons as passengers. *
MT	Mobile Home Trailer	
P1	Pickup Truck: 1 Ton	
P2	Pickup Truck: 1/2 Ton	
P3	Pickup Truck: 3/4 Ton	
PK	Pickup Truck	
PN	Panel	
PS	Pusher	
PU	Pickup	
PW	Power Unit	
RC	Rental Car	
RD	Roadster	
RE	Refrigerated Van Trailer	
RF	Refrigerated Van	
RH	Retractable Hardtop	

**OLD Vehicle Use Class Code From Reference [10]**

Use Class Code	Definition	Explanation
RN	Recreational Van	
RT	Road Tractor	
RV	Recreational Vehicle	
SB	School Bus	
SK	Service Body Truck	
SL	Stake or Rack	
SP	Special Truck	A motor truck or truck tractor not used for hire with a gross weight registration of 6 through 32 tons, used by a person engaged in farming to transport commodities produced only by the owner, or to transport commodities purchased by the owner for use in the owner's own farming operation, or occasional use for charitable purpose. A "special truck" does not include a truck tractor operated more the 7,500 miles annually. <sup>1</sup>
SR	Semi-Trailer	A trailer, except a pole trailer, so constructed
		That a substantial part of its weight rests upon or is carried by another motor vehicle. (Reference [4], § 571.3)
ST	Straight Truck	Truck means a motor vehicle with motive power, except a trailer, designed primarily for the transportation of property or special purpose equipment. (Reference [4], § 571.3)
		A vehicle with its cargo body and tractor mounted on the same chassis.
SW	Station Wagon	
TB	Twin Beam	
TC	Truck	A truck is a motor vehicle designed primarily for carrying property. Includes single-unit truck and truck combination, and excludes truck tractor. (Reference [6], 2.2.13)
TD	Tow Dolly	A tow dolly is an axle-like device used to support the front or rear wheels of a passenger vehicle, pick-up or panel truck for towing purposes.
TE	Tow Truck	
TK	Truck (Single)	A truck consisting primarily of a single motorized transport device. When connected to a trailer, such device may be part of a truck combination (Reference [6], 2.2.19)
TL	Travel Trailer	
TN	Tank Trailer	
TP	Triple	
TR	Trailer	A vehicle without motive power designed for carrying persons or property and for being drawn by a motor vehicle (Reference [4], § 571.3)
TT	Truck Tractor	A motor vehicle designed and used primarily for drawing other vehicles and not so constructed to carry a load other than a part of the weight of the vehicle and load being drawn. (Reference [4], § 571.3)
TU	Truck Trailer	
TV	Tank Vehicle	Any commercial motor vehicle that is designed to transport liquid or gaseous materials within a tank that is



**OLD Vehicle Use Class Code From Reference [10]**

Use Class Code	Definition	Explanation
		either permanently or temporarily attached to the vehicle or the chassis (Reference [4])
TX	Taxi	
UT	Utility Trailer	A full trailer or semi trailer constructed solely for the purpose of carrying property and not to exceed 6,000 pounds gross vehicle weight.
V1	Van: 1 Ton	
V2	Van: 1/2 Ton	
V3	Van: 3/4 Ton	
VL	Van Trailer	
VN	Van	
VT	Vanette	
WK	Tow/Recovery	
WR	Tow Truck Wrecker	
WW	Water Well	
ZZ	Other Unlisted Type	

**New Vehicle Use Class Code**

Use Class Code	Definition	Explanation
BU	Bus	
ST	Semi-Trailer	
TR	Straight truck	
TT	Truck Tractor	
FT	Full Trailer	
OT	Other	

Old code mapping to New code:

BS → BU

TR → FT

ST → TR

SR → ST

FT → FT

TT → TT

All others (2B, 2F....) → OT

This Page Intentionally Blank

## 10. APPENDIX F.: IRP FLEET CODE

**IRP Fleet Codes From Reference [10]**

REF_ID	REF_DESC	REF_BGN_RANGE	REF_END_RANGE	REF_LONG_DESC
1	January Fleet	101	109	Prorated Registration Period: January 1 - December 31
2	February Fleet	201	209	Prorated Registration Period: February 1 - January 31
3	March Fleet	301	309	Prorated Registration Period: March 1 - February 28/29
4	April Fleet	401	409	Prorated Registration Period: April 1 - March 31
5	May Fleet	501	509	Prorated Registration Period: May 1 - April 30
6	June Fleet	601	609	Prorated Registration Period: June 1 - May 31
7	July Fleet	701	709	Prorated Registration Period: July 1 - June 30
8	August Fleet	801	809	Prorated Registration Period: August 1 - July 31
9	September Fleet	901	909	Prorated Registration Period: September 1 - August 31
A	October Fleet	A01	A09	Prorated Registration Period: October 1 - September 30
B	November Fleet	B01	B09	Prorated Registration Period: November 1 - October 31
C	December Fleet	C01	C09	Prorated Registration Period: December 1 - November 30

This Page Intentionally Blank

## 11. APPENDIX G.: CARRIER CLASSIFICATION CODE

### CARRIER CLASSIFICATION CODES Code Table 1, Carrier Classifications

Describes carrier's operations. Used with Record Type 2, Carrier Classification, corresponding to SafetyNet 2000 CENS\_CARRIER\_CLASS.

Code	Definition	Explanation
		<b>Operation/Work Code Series</b>
01	Authorized For Hire	Transportation for compensation as a common or contract carrier of property, owned by others, or passengers under the provisions of the Federal Highway Administration.
05	Exempt For Hire	Transportation for compensation of property or passengers exempt from the economic regulation by the Federal Highway Administration. [Exempt carrier is any individual partnership, or corporation engaged in the business of transporting exempt goods or persons for compensation.]
07	Federal Government	Transportation of property or passengers by a U.S. Federal Government agency.
08	Indian Tribe	Transportation of property or passengers by an Indian tribal government.
19	Local Government	Transportation of property or passengers by a local municipality.
20	Migrant	Interstate transportation, including a contract carrier, but not a common carrier of 3 or more migrant workers to or from their employment by any motor vehicle other than a passenger automobile or station wagon.
21	Other	Transportation of property or passengers by some other operation classification.
24	Private Passenger (Business)	A private motor carrier engaged in the interstate transportation of passengers which is provided in the furtherance of a commercial enterprise and is not available to the public at large (e.g., bands). [Private carrier is a person, firm or corporation which utilizes its own trucks to transport its own freight.]
25	Private (Property)	A person who provides transportation of property by commercial motor vehicle and is not a for-hire motor carrier.
26	Private Passenger (Non-Business)	A private motor carrier involved in the interstate transportation of passengers that does not otherwise meet the definition of a private motor carrier of passengers (business) (e.g., church buses).
28	State Government	Transportation of property or passengers by a U.S. State Government agency.
29	US Mail	Transportation of U.S. Mail under contract with the U.S. Postal Service.

This Page Intentionally Blank

## 12. APPENDIX H.: CARGO CLASSIFICATION CODES

### CARGO CLASSIFICATION CODES

**Code Table 2, Cargo Codes**

Describes cargo transported by carrier. Used with Record Type 3, Carrier Cargo, corresponding to SafetyNet 2000 CENS\_CARGO table.

Code	Definition	Explanation
		Commodity Code Series
UT	Utilities	
CS	Construction	
WW	Water Well	
AG	Agricultural/Farm	Farm Supplies
BM	Building Materials	
BV	Beverages	
CC	Coal, Coke	
CH	Chemicals	
DB	Commodities Dry Bulk	
DT	Drive-Away, Tow-Away	
GB	Garbage, Refuse, Trash	
GF	General Freight	
GH	Grain, Feed, Hay	
HG	Household Goods	
IM	Intermodal Cont.	
LG	Liquids/Gases	
LM	Logs, Poles, Beams, Lumber	
LS	Livestock	
MC	Machinery Large Objects	
MH	Mobile Homes	
ML	Metal	Sheets, coils, rolls
MT	Meat	
MV	Motor Vehicles	
OE	Oilfield Equipment	

## CARGO CLASSIFICATION CODES

### Code Table 2, Cargo Codes

Describes cargo transported by carrier. Used with Record Type 3, Carrier Cargo, corresponding to SafetyNet 2000 CENS\_CARGO table.

Code	Definition	Explanation
		Commodity Code Series
PD	Fresh Produce	
PP	Paper Products	
PS	Passengers	
RF	Refrigerated Food	
UM	US Mail	
ZZ	Other	



### 13. APPENDIX I.: HAZMAT CODES

#### HAZMAT CODES TABLE

**Code Table 3 - HazMat Codes**

Describes hazardous materials transported. Used with record type 4, HazMat Carried / Shipped, corresponding to SafetyNet 2000 CENS\_HAZMAT table.

Code	Definition	Explanation
HazMat Commodity Code Series		
1	Division 1.1 Explosives	Division 1.1 consists of explosives that have a mass explosion hazard. A mass explosion is one which affects almost the entire load instantaneously. Load instantaneously. (Reference, § 173.50)
2	Division 1.2 Explosives	Division 1.2 consists of explosives that have a projection hazard but not a mass explosion hazard.
3	Division 1.3 Explosives	Division 1.3 consists of explosives that have a fire hazard and either a minor blast hazard or a minor projection hazard or both, but not a mass explosion hazard.
4	Division 1.4 Explosives	Division 1.4 consists of explosives that present a minor explosion hazard. The explosive effects are largely confined to the package and no projection of fragments of appreciable size or range is to be expected. An external fire must not cause virtually i
5	Division 1.5 Explosives	Division 1.5{1} consists of very insensitive explosives. This division is comprised of substances which have a mass explosion hazard but are so insensitive that there is very little probability of initiation or of transition from burning to detonation under normal conditions of transport.
6	Division 1.6 Explosives	Division 1.6 {2} consists of extremely insensitive articles which do not have a mass explosive hazard. This division is comprised of articles which contain only extremely insensitive detonating substances and which demonstrate a negligible probability of
7	Division 2.1 Flammable Gas	Flammable gas (Division 2.1) means any material which is a gas at 20°C (68°F) or less and 101.3 kPa (14.7 psi) of pressure (a material which has a boiling point of 20°C (68°F) +or less at 101.3 kPa (14.7 psi)) which- (1) Is ignitable at 101.3 kPa (14.7 psi) when in a mixture of 13 percent or less by volume with air; or (2) Has a flammable range at 101.3 kPa (14.7 psi) with air of at least 12 percent regardless of the lower limit.
8	Division 2.2 Nonflammable Gas	Division 2.2 (non-flammable, non-poisonous compressed gas-including compressed gas, liquefied gas, pressurized cryogenic gas and compressed gas in solution). For the purpose of this subchapter, a non-flammable, non-poisonous compressed gas.
9	Division 2.3 Poisonous Gas	Division 2.3 (Gas poisonous by inhalation). For the purpose of this subchapter, a gas poisonous by inhalation (Division 2.3) means a material which is a gas at 20°C (68°F) or less and a pressure of 101.3

**HAZMAT CODES TABLE****Code Table 3 - HazMat Codes**

Describes hazardous materials transported. Used with record type 4, HazMat Carried / Shipped, corresponding to SafetyNet 2000 CENS\_HAZMAT table.

Code	Definition	Explanation
		<b>HazMat Commodity Code Series</b>
		kPa (14.7 psi) (a material which has a boiling point
10	Class 3 Flammable Liquid	Flammable liquid (Class 3) means a liquid having a flash point +of not more than 60.5°C (141°F), or any material in a liquid +phase with a flash point at or above 37.8°C (100°F) that is +intentionally heated and offered for transportation or transported +at or above its flash point in a bulk packaging, with some exceptions.
11	Division 4.1 Flammable Solid	flammable solid (Division 4.1) means any of the following three types of materials: (1) Wetted explosives (2)(i) Self-reactive materials are materials that are thermally +unstable and that can undergo a strongly exothermic decomposition +even without participation of oxygen (air). (3) Readily combustible solids.
12	Division 4.2 Spontaneous Combustible	Division 4.2 (Spontaneously Combustible Material) means- (1) A pyrophoric material. (2) A self-heating material.
13	Division 4.3 Dangerous When Wet	Division 4.3 means a material that, by contact with water, is liable to become spontaneously flammable or to give off flammable or toxic gas at a rate greater than 1 liter per kilogram of the material per hour.
14	Division 5.1 Oxidizer	Division 5.1 means a material that may, generally by yielding oxygen, cause or enhance the combustion of other materials.
15	Division 5.2 Organic Peroxide	Division 5.2 means any organic compound containing oxygen (O) in the bivalent -O-O- structure and which may be considered a derivative of hydrogen peroxide, where one or more of the hydrogen atoms have been replaced by organic radicals.
16	Division 6.1 Poison Liquid	Division 6.1 means a material, other than a gas, which is known to be as toxic to humans as to afford a hazard to health during transportation.  Poison liquid with no inhalation hazard
17	Division 6.1 Solids	Poison solids
18	Division 6.2 Infectious Substance	Division 6.2 are defined as follows: (1) An infectious substance (2) A diagnostic specimen

**HAZMAT CODES TABLE****Code Table 3 - HazMat Codes**

Describes hazardous materials transported. Used with record type 4, HazMat Carried / Shipped, corresponding to SafetyNet 2000 CENS\_HAZMAT table.

Code	Definition	Explanation
		<b>HazMat Commodity Code Series</b>
		(3) A biological product (4) A regulated medical waste  Etiologic agent
19	Class 7 Radioactive Material	Radioactive material means any material having a specific +activity greater than 70 Bq per gram (0.002 microcurie per gram).
20	Class 7 Highway Route Controlled Quantity of Radioactive Material	Radioactive
21	Class 8 Corrosive Material	Corrosive material (Class 8) means a liquid or solid that causes full thickness destruction of human skin at the site of contact within a specified period of time. A liquid that has a severe corrosion rate on steel or aluminum based on the criteria in § 1
22	Class 9 Miscellaneous Hazardous Material	Miscellaneous hazardous material (Class 9) means a material which presents a hazard during transportation but which does not meet the definition of any other hazard class.
23	Division 6.1 Zone A	Poison liquid which is Poison Inhalation Hazard (PIH) Zone A
24	Class 3 Combustible Liquid	
25	Class 9 Hazardous Substance	Reportable quantity (RQ)
26	Class 9 Hazardous Waste	
27	Other Regulated Material (ORM-D)	"ORM-D material" means a material such as a consumer commodity, which, although otherwise subject to the regulations of this subchapter, presents a limited hazard during transportation due to its form, quantity and packaging.
28	Class 9 Elevated Temperature Material	
29	Class 9 Marine Pollutants	
30	Division 2.1 Liquefied Petroleum Gas	
31	Division 2.1 Methane Gas	
32	Division 2.2 Anhydrous Ammonia	
33	Division 2.3 Zone A	Poison gas which is Poison Inhalation Hazard (PIH) Zone A
34	Division 2.3 Zone B	Poison gas which is Poison Inhalation Hazard (PIH) Zone B

**HAZMAT CODES TABLE****Code Table 3 - HazMat Codes**

Describes hazardous materials transported. Used with record type 4, HazMat Carried / Shipped, corresponding to SafetyNet 2000 CENS\_HAZMAT table.

Code	Definition	Explanation
<b>HazMat Commodity Code Series</b>		
35	Division 2.3 Zone C	Poison gas which is Poison Inhalation Hazard (PIH) Zone C
36	Division 2.3 Zone D	Poison gas which is Poison Inhalation Hazard (PIH) Zone D
37	Class 3 Zone A	Flammable liquid which is Poison Inhalation Hazard (PIH) Zone A
38	Class 3 Zone B	Flammable liquid which is Poison Inhalation Hazard (PIH) Zone B
39	Division 6.1 Zone B	Poison liquid which is Poison Inhalation Hazard (PIH) Zone B
40	Class 8 Zone A	Corrosive liquid which is Poison Inhalation Hazard (PIH) Zone A
41	Class 8 Zone B	Corrosive liquid which is Poison Inhalation Hazard (PIH) Zone B
42	Class 9 Infectious Waste	
<b>Format Code Series</b>		
A	All	Format is both Bulk and Non-Bulk
B	Bulk	
N	Non-Bulk	
<b>Type Code Series</b>		
C	Carrier	
S	Shipper	
B	Both	Both Carrier and Shipper

This Page Intentionally Blank

## 14. APPENDIX J.: TIME ZONE CODE

The following codes will be used to represent time zones where required.

Time Zone Codes	
Value	Definition
AD	Alaska Daylight Time
AS	Alaska Standard Time
AT	Alaska Time
CD	Central Daylight Time
CS	Central Standard Time
CT	Central Time
ED	Eastern Daylight Time
ES	Eastern Standard Time Navassa (Uninhabited)
ET	Eastern Time
HD	Hawaii-Aleutian Daylight Time
HS	Hawaii-Aleutian Standard Time
HT	Hawaii-Aleutian Time
MD	Mountain Daylight Time
MS	Mountain Standard Time
MT	Mountain Time
ND	Newfoundland Daylight Time
NS	Newfoundland Standard Time
NT	Newfoundland Time
PD	Pacific Daylight Time
PS	Pacific Standard Time
PT	Pacific Time
TD	Atlantic Daylight Time
TS	Atlantic Standard Time Puerto Rico (GMT – 0400) Virgin Islands (GMT – 0400)
TT	Atlantic Time
10	Guam (Mariana Islands) (GMT + 1000) Northern Mariana Islands (GMT + 1000)
12	Wake Islands (GMT + 1200)
14	American Samoa (GMT – 1100) Midway Islands (Leeward Islands, Part of Hawaiian Chain) (GMT – 1100)

This Page Intentionally Blank

## 15. APPENDIX K.: COMPRESSION FORMAT

The file compression used to exchange data is the equivalent of that provided by PK ZIP Version 2.04G, a program created by PKWARE, Incorporated. The SAFER system uses the DynaZIP 3.0 Data Compression Toolkit for Microsoft Windows to compress and decompress the message text. This toolkit is a product of Inner Media, 60 Pain Road, Hollis, and NY 03049.

The compression utility takes one or more files and produces one compressed file from them, known as an archive file. The archive file not only contains the compressed information from the files, it also contains information about the files, such as their names, full file paths including the file's directory, file size, and any included comments. However, most of these features are not used by SAFER. In addition, SAFER only includes one file, the message text being compressed, in the archive. In compressing the message text the following settings, formats and conventions must be used:

- The name of the zip file must conform to the file name specified in the ICD for the specific transaction. DOS file names, of eight characters or less, are not used.
- The name of the compressed XML transaction file, as stored in the zip file, must conform to the file name specified in the ICD for the specific transaction it contains. DOS file names, of eight characters or less, are not used.
- Although a zip file may contain many files, one and only one file, which contains the XML transaction(s), is utilized in this compression scheme.
- Although a zip file may contain directories as well as files, no directories should be added as items to the archive file. Only the XML file itself should be included.
- The archive must be constructed as a single, integrated file, i.e. "disk spanning" formats that break the archive into several smaller files should not be used.
- A compression factor of 5 must be used. This compression factor represents a balance between speed and compression, 0 being the fastest with no compression and 9 being the slowest with best compression.
- No volume label should be used.
- The path portion of the message text file name should not be stored in the archive.
- No comments should be stored in the archive.
- No encryption should be applied to the message text file during the compression process.



This Page Intentionally Blank

## 16. APPENDIX L.: TRANSACTION SAMPLES AND SCHEMAS

### 16.1 VEHICLE COUNTRY CODES

Used in Transactions T0022, T0028, and T0030

Code	Country
CA	Canada
MX	Mexico
US	United States of America
BZ	Belize
CR	Costa Rica
ES	El Salvador
GT	Guatemala
HO	Honduras
NI	Nicaragua
OT	Other
PN	Panama
UK	Unknown
M	Mexican State
P	American Territory

### 16.2 VEHICLE LICENSE PLATE STATE CODES

Used in Transactions T0022, T0028, and T0030

Code	State
AB	Alberta
BC	British Columbia
MB	Manitoba
NB	New Brunswick
NF	Newfoundland
NS	Nova Scotia
NT	Northwest Territories
ON	Ontario
PE	Prince Edward Island
SK	Saskatchewan
PQ	Quebec
YT	Yukon Territory
AG	Aguascalientes
BN	Baja California Norte
BS	Baja California Sur
CH	Coahuila
CI	Chihuahua
CL	Colima
CP	Campeche
CS	Chiapas
CZ	Canal Zone
DF	Districto Federal

<b>Code</b>	<b>State</b>
DG	Durango
GE	Guerrero
GJ	Guanajuato
HD	Hidalgo
JA	Jalisco
MC	Michoacan
MR	Morelos
MX	Mexico
NA	Nayarit
NL	Nuevo Leon
OA	Oaxaca
PU	Puebla
QE	Queretaro
QI	Quintana Roo
SI	Sinaloa
SL	San Luis Potosi
SO	Sonora
TA	Tamaulipas
TB	Tabasco
TL	Tlaxcala
VC	Veracruz
YU	Yucatan
ZA	Zacatecas
AK	Alaska
AL	Alabama
AR	Arkansas
AS	American Samoa
AZ	Arizona
CA	California
CO	Colorado
CT	Connecticut
DC	District of Columbia
DE	Delaware
FL	Florida
FM	Federated States Of Micronesia
GA	Georgia
GU	Guam
HI	Hawaii
IA	Iowa
ID	Idaho
IL	Illinois
IN	Indiana
KS	Kansas
KY	Kentucky
LA	Louisiana
MA	Massachusetts
MD	Maryland
ME	Maine
MH	Marshall Islands
MI	Michigan
MN	Minnesota
MO	Missouri

Code	State
MP	Northern Mariana Islands
MS	Mississippi
MT	Montana
MX	Mexico
NC	North Carolina
ND	North Dakota
NE	Nebraska
NH	New Hampshire
NJ	New Jersey
NM	New Mexico
NV	Nevada
NY	New York
OH	Ohio
OK	Oklahoma
OR	Oregon
PA	Pennsylvania
PR	Puerto Rico
PW	Palau
RI	Rhode Island
SC	South Carolina
SD	South Dakota
TN	Tennessee
TX	Texas
UM	United States Minor Outlying Islands
UT	Utah
VA	Virginia
VI	Virgin Islands
VT	Vermont
WA	Washington
WI	Wisconsin
WV	West Virginia
WY	Wyoming
BZ	Belize
CR	Costa Rica
ES	El Salvador
GT	Guatemala
HO	Honduras
NI	Nicaragua
OT	Other
PN	Panama
UK	Unknown

## 16.3 SCHEMAS:



T0017V1.xsd

T0017:



T0017DV1.xsd

T0017D:



T0019V1.xsd

T0019:



T0019DV1.xsd

T0019D:



T0020V1.xsd

T0020:



T0021V1.xsd

T0021:



T0022V3.xsd

T0022V3:



T0022DV3.xsd

T0022DV3:



T0024V2.xsd

T0024v2:



T0025V1.xsd

T0025:



T0025DV1.xsd

T0025D:



T0026V1.xsd

T0026:



T0027V1.xsd

T0027:



T0028V3.xsd

T0028V3:



T0028DV3.xsd

T0028DV3:



T0029V2.xsd

T0029V2:



T0030V1.xsd

T0030:



T0031V3.xsd

T0031V3:



T0032V1.xsd

T0032:



T0033V1.xsd

T0033:



T0034V1.xsd

T0034:



globalTypes.xsd

GlobalType:

## 17. APPENDIX M.: STATE CVISN PROGRAMS:



State\_CVISN\_Progra  
m.xls