




Consulting and Technical Services Plus (CATS+)  
Labor Rates

**Attachment F-A1- Labor Rate Schedule**

Record the fully loaded, all inclusive hourly labor rates chargeable during each contract year for the labor categories delineated and defined in Section 2.10 of the RFP

#	LABOR CATEGORY	HOURLY LABOR RATES CONTRACT YEAR*											
		Year 1	Year 2	Year 3	Year 4	Year 5	Year 6	Year 7	Year 8	Year 9	Year 10	Year 11	Year 12
		Offeror Price	Offeror Price	Offeror Price	Offeror Price	Offeror Price	Offeror Price	Offeror Price	Offeror Price	Offeror Price	Offeror Price	Offeror Price	Offeror Price
66	Accountant, Cost (Senior)	\$ 102.62	\$ 105.70	\$ 108.87	\$ 112.14	\$ 115.50	\$ 118.96	\$ 122.53	\$ 126.21	\$ 130.00	\$ 133.90	\$ 137.91	\$ 142.05
47	Administrator, Systems	\$ 111.45	\$ 114.79	\$ 118.24	\$ 121.78	\$ 125.44	\$ 129.20	\$ 133.08	\$ 137.07	\$ 141.18	\$ 145.42	\$ 149.78	\$ 154.27
5	Analyst, Computer Software/Integration (Senior)	\$ 127.05	\$ 130.86	\$ 134.79	\$ 138.83	\$ 143.00	\$ 147.29	\$ 151.70	\$ 156.26	\$ 160.94	\$ 165.77	\$ 170.74	\$ 175.87
9	Analyst, Computer Systems (Junior)	\$ 109.41	\$ 112.70	\$ 116.08	\$ 119.56	\$ 123.15	\$ 126.84	\$ 130.65	\$ 134.57	\$ 138.60	\$ 142.76	\$ 147.04	\$ 151.46
8	Analyst, Computer Systems (Senior)	\$ 117.13	\$ 120.64	\$ 124.26	\$ 127.99	\$ 131.83	\$ 135.79	\$ 139.86	\$ 144.06	\$ 148.38	\$ 152.83	\$ 157.41	\$ 162.14
68	Analyst, Financial	\$ 117.28	\$ 120.80	\$ 124.42	\$ 128.16	\$ 132.00	\$ 135.96	\$ 140.04	\$ 144.24	\$ 148.57	\$ 153.02	\$ 157.61	\$ 162.34
67	Analyst, Financial (Senior)	\$ 146.60	\$ 151.00	\$ 155.53	\$ 160.19	\$ 165.00	\$ 169.95	\$ 175.05	\$ 180.30	\$ 185.71	\$ 191.28	\$ 197.02	\$ 202.93
54	Analyst, Research	\$ 83.07	\$ 85.56	\$ 88.13	\$ 90.77	\$ 93.50	\$ 96.30	\$ 99.19	\$ 102.17	\$ 105.23	\$ 108.39	\$ 111.64	\$ 114.99
37	Analyst, Systems (Senior)	\$ 122.17	\$ 125.84	\$ 129.61	\$ 133.50	\$ 137.50	\$ 141.63	\$ 145.88	\$ 150.25	\$ 154.76	\$ 159.40	\$ 164.19	\$ 169.11
17	Application Developer, Advanced Technology	\$ 146.60	\$ 151.00	\$ 155.53	\$ 160.19	\$ 165.00	\$ 169.95	\$ 175.05	\$ 180.30	\$ 185.71	\$ 191.28	\$ 197.02	\$ 202.93
16	Application Developer, Advanced Technology (Senior)	\$ 171.03	\$ 176.16	\$ 181.45	\$ 186.89	\$ 192.50	\$ 198.27	\$ 204.22	\$ 210.35	\$ 216.66	\$ 223.16	\$ 229.85	\$ 236.75
11	Applications Development Expert	\$ 171.03	\$ 176.16	\$ 181.45	\$ 186.89	\$ 192.50	\$ 198.27	\$ 204.22	\$ 210.35	\$ 216.66	\$ 223.16	\$ 229.85	\$ 236.75
10	Applications Programmer	\$ 102.62	\$ 105.70	\$ 108.87	\$ 112.14	\$ 115.50	\$ 118.96	\$ 122.53	\$ 126.21	\$ 130.00	\$ 133.90	\$ 137.91	\$ 142.05
92	Archeologist /Historic Preservation Specialist	\$ 69.82	\$ 71.91	\$ 74.07	\$ 76.29	\$ 78.58	\$ 80.94	\$ 83.37	\$ 85.87	\$ 88.45	\$ 91.10	\$ 93.83	\$ 96.65
40	Architect, Application (Senior)	\$ 153.04	\$ 157.63	\$ 162.36	\$ 167.23	\$ 172.25	\$ 177.42	\$ 182.74	\$ 188.22	\$ 193.87	\$ 199.68	\$ 205.67	\$ 211.84
38	Architect, Information Technology (Senior)	\$ 124.94	\$ 128.69	\$ 132.55	\$ 136.53	\$ 140.62	\$ 144.84	\$ 149.18	\$ 153.66	\$ 158.27	\$ 163.02	\$ 167.91	\$ 172.95
61	Architect, Internet/Web	\$ 125.05	\$ 128.80	\$ 132.67	\$ 136.65	\$ 140.74	\$ 144.97	\$ 149.32	\$ 153.80	\$ 158.41	\$ 163.16	\$ 168.06	\$ 173.10
63	Architect, Systems (Senior)	\$ 153.04	\$ 157.63	\$ 162.36	\$ 167.23	\$ 172.25	\$ 177.42	\$ 182.74	\$ 188.22	\$ 193.87	\$ 199.68	\$ 205.67	\$ 211.84
64	Architect, Systems Design	\$ 121.55	\$ 125.20	\$ 128.95	\$ 132.82	\$ 136.81	\$ 140.91	\$ 145.14	\$ 149.49	\$ 153.98	\$ 158.60	\$ 163.35	\$ 168.25
93	Architectural Historian	\$ 41.83	\$ 43.08	\$ 44.38	\$ 45.71	\$ 47.08	\$ 48.49	\$ 49.95	\$ 51.45	\$ 52.99	\$ 54.58	\$ 56.22	\$ 57.90
110	Audit Manager	\$ 116.56	\$ 120.06	\$ 123.66	\$ 127.37	\$ 131.19	\$ 135.12	\$ 139.18	\$ 143.35	\$ 147.65	\$ 152.08	\$ 156.65	\$ 161.35
111	Audit Supervisor	\$ 105.33	\$ 108.49	\$ 111.74	\$ 115.10	\$ 118.55	\$ 122.11	\$ 125.77	\$ 129.54	\$ 133.43	\$ 137.43	\$ 141.55	\$ 145.80
69	Auditor, IT (Senior)	\$ 109.60	\$ 112.89	\$ 116.27	\$ 119.76	\$ 123.36	\$ 127.06	\$ 130.87	\$ 134.79	\$ 138.84	\$ 143.00	\$ 147.29	\$ 151.71
112	Auditor, Lead	\$ 105.59	\$ 108.76	\$ 112.02	\$ 115.38	\$ 118.84	\$ 122.41	\$ 126.08	\$ 129.86	\$ 133.76	\$ 137.77	\$ 141.90	\$ 146.16
70	Auditor (Senior)	\$ 102.62	\$ 105.70	\$ 108.87	\$ 112.14	\$ 115.50	\$ 118.96	\$ 122.53	\$ 126.21	\$ 130.00	\$ 133.90	\$ 137.91	\$ 142.05
113	Auditor, Staff	\$ 91.35	\$ 94.09	\$ 96.91	\$ 99.82	\$ 102.82	\$ 105.90	\$ 109.08	\$ 112.35	\$ 115.72	\$ 119.19	\$ 122.77	\$ 126.45
72	Business Process Consultant (Senior)	\$ 97.25	\$ 100.17	\$ 103.17	\$ 106.27	\$ 109.46	\$ 112.74	\$ 116.12	\$ 119.61	\$ 123.19	\$ 126.89	\$ 130.70	\$ 134.62
62	Computer Graphics Illustrator	\$ 89.31	\$ 91.99	\$ 94.75	\$ 97.59	\$ 100.52	\$ 103.53	\$ 106.64	\$ 109.84	\$ 113.14	\$ 116.53	\$ 120.03	\$ 123.63
34	Computer Operations Center Specialist	\$ 113.57	\$ 116.98	\$ 120.49	\$ 124.10	\$ 127.82	\$ 131.66	\$ 135.61	\$ 139.68	\$ 143.87	\$ 148.18	\$ 152.63	\$ 157.21
35	Computer Operations Research Analyst	\$ 101.30	\$ 104.34	\$ 107.47	\$ 110.69	\$ 114.01	\$ 117.43	\$ 120.96	\$ 124.59	\$ 128.32	\$ 132.17	\$ 136.14	\$ 140.22
42	Computer Operator	\$ 70.35	\$ 72.46	\$ 74.63	\$ 76.87	\$ 79.18	\$ 81.55	\$ 84.00	\$ 86.52	\$ 89.12	\$ 91.79	\$ 94.54	\$ 97.38
41	Computer Operator (Senior)	\$ 87.26	\$ 89.88	\$ 92.57	\$ 95.35	\$ 98.21	\$ 101.16	\$ 104.19	\$ 107.32	\$ 110.54	\$ 113.85	\$ 117.27	\$ 120.79
15	Computer Programmer (Junior)	\$ 105.02	\$ 108.17	\$ 111.42	\$ 114.76	\$ 118.20	\$ 121.75	\$ 125.40	\$ 129.16	\$ 133.04	\$ 137.03	\$ 141.14	\$ 145.37
14	Computer Programmer (Senior)	\$ 120.77	\$ 124.39	\$ 128.12	\$ 131.97	\$ 135.93	\$ 140.01	\$ 144.21	\$ 148.53	\$ 152.99	\$ 157.58	\$ 162.30	\$ 167.17
7	Computer Specialist	\$ 121.55	\$ 125.20	\$ 128.95	\$ 132.82	\$ 136.81	\$ 140.91	\$ 145.14	\$ 149.49	\$ 153.98	\$ 158.60	\$ 163.35	\$ 168.25

BizTech Fusion, LLC  
Xadean Ahmasi  
1200 G Street NW, Suite 800  
Washington, DC 20005  
+1.443.360.0959 ext 7101  
+1.443.408.0409



AUTHORIZED SIGNATURE

President/CEO

TITLE



Consulting and Technical Services Plus (CATS+)  
Labor Rates

**Attachment F-A1- Labor Rate Schedule**

Record the fully loaded, all inclusive hourly labor rates chargeable during each contract year for the labor categories delineated and defined in Section 2.10 of the RFP

#	LABOR CATEGORY	HOURLY LABOR RATES CONTRACT YEAR*											
		Year 1	Year 2	Year 3	Year 4	Year 5	Year 6	Year 7	Year 8	Year 9	Year 10	Year 11	Year 12
6	Computer Specialist (Senior)	\$ 146.60	\$ 151.00	\$ 155.53	\$ 160.19	\$ 165.00	\$ 169.95	\$ 175.05	\$ 180.30	\$ 185.71	\$ 191.28	\$ 197.02	\$ 202.93
13	Computer Systems Programmer	\$ 102.62	\$ 105.70	\$ 108.87	\$ 112.14	\$ 115.50	\$ 118.96	\$ 122.53	\$ 126.21	\$ 130.00	\$ 133.90	\$ 137.91	\$ 142.05
12	Computer Systems Programmer (Senior)	\$ 112.39	\$ 115.76	\$ 119.23	\$ 122.81	\$ 126.50	\$ 130.29	\$ 134.20	\$ 138.23	\$ 142.37	\$ 146.64	\$ 151.04	\$ 155.57
23	Database Management Specialist (Junior)	\$ 108.34	\$ 111.59	\$ 114.94	\$ 118.39	\$ 121.94	\$ 125.60	\$ 129.36	\$ 133.24	\$ 137.24	\$ 141.36	\$ 145.60	\$ 149.97
22	Database Management Specialist (Senior)	\$ 127.05	\$ 130.86	\$ 134.79	\$ 138.83	\$ 143.00	\$ 147.29	\$ 151.70	\$ 156.26	\$ 160.94	\$ 165.77	\$ 170.74	\$ 175.87
21	Database Manager	\$ 122.56	\$ 126.24	\$ 130.02	\$ 133.92	\$ 137.94	\$ 142.08	\$ 146.34	\$ 150.73	\$ 155.26	\$ 159.91	\$ 164.71	\$ 169.65
55	Documentation Specialist	\$ 80.58	\$ 83.00	\$ 85.49	\$ 88.05	\$ 90.69	\$ 93.41	\$ 96.22	\$ 99.10	\$ 102.08	\$ 105.14	\$ 108.29	\$ 111.54
97	Electrician, Journeyman	\$ 72.03	\$ 74.19	\$ 76.42	\$ 78.71	\$ 81.07	\$ 83.50	\$ 86.01	\$ 88.59	\$ 91.25	\$ 93.98	\$ 96.80	\$ 99.71
96	Electrician, Licensed Master	\$ 76.45	\$ 78.74	\$ 81.11	\$ 83.54	\$ 86.05	\$ 88.63	\$ 91.29	\$ 94.02	\$ 96.84	\$ 99.75	\$ 102.74	\$ 105.82
99	Electricians Helper	\$ 28.50	\$ 29.36	\$ 30.24	\$ 31.14	\$ 32.08	\$ 33.04	\$ 34.03	\$ 35.05	\$ 36.10	\$ 37.19	\$ 38.30	\$ 39.45
101	Engineer, Facility Operations	\$ 106.18	\$ 109.37	\$ 112.65	\$ 116.03	\$ 119.51	\$ 123.09	\$ 126.78	\$ 130.59	\$ 134.51	\$ 138.54	\$ 142.70	\$ 146.98
19	Engineer, Information	\$ 121.70	\$ 125.35	\$ 129.11	\$ 132.98	\$ 136.97	\$ 141.08	\$ 145.32	\$ 149.68	\$ 154.17	\$ 158.79	\$ 163.55	\$ 168.46
18	Engineer, Information (Senior)	\$ 124.94	\$ 128.69	\$ 132.55	\$ 136.53	\$ 140.62	\$ 144.84	\$ 149.18	\$ 153.66	\$ 158.27	\$ 163.02	\$ 167.91	\$ 172.95
52	Engineer, Information Security	\$ 108.35	\$ 111.60	\$ 114.95	\$ 118.40	\$ 121.95	\$ 125.61	\$ 129.38	\$ 133.26	\$ 137.25	\$ 141.37	\$ 145.61	\$ 149.98
33	Engineer, Interdisciplinary	\$ 167.60	\$ 172.63	\$ 177.81	\$ 183.14	\$ 188.64	\$ 194.29	\$ 200.12	\$ 206.13	\$ 212.31	\$ 218.68	\$ 225.24	\$ 232.00
32	Engineer, Interdisciplinary (Senior)	\$ 171.03	\$ 176.16	\$ 181.45	\$ 186.89	\$ 192.50	\$ 198.27	\$ 204.22	\$ 210.35	\$ 216.66	\$ 223.16	\$ 229.85	\$ 236.75
82	Engineer, Network (Junior)	\$ 122.17	\$ 125.84	\$ 129.61	\$ 133.50	\$ 137.50	\$ 141.63	\$ 145.88	\$ 150.25	\$ 154.76	\$ 159.40	\$ 164.19	\$ 169.11
81	Engineer, Network (Senior)	\$ 141.71	\$ 145.96	\$ 150.34	\$ 154.85	\$ 159.50	\$ 164.28	\$ 169.21	\$ 174.29	\$ 179.51	\$ 184.90	\$ 190.45	\$ 196.16
86	Engineer, Network Security	\$ 146.60	\$ 151.00	\$ 155.53	\$ 160.19	\$ 165.00	\$ 169.95	\$ 175.05	\$ 180.30	\$ 185.71	\$ 191.28	\$ 197.02	\$ 202.93
95	Engineer, Radio Frequency	\$ 146.60	\$ 151.00	\$ 155.53	\$ 160.19	\$ 165.00	\$ 169.95	\$ 175.05	\$ 180.30	\$ 185.71	\$ 191.28	\$ 197.02	\$ 202.93
31	Engineer, Software	\$ 127.05	\$ 130.86	\$ 134.79	\$ 138.83	\$ 143.00	\$ 147.29	\$ 151.70	\$ 156.26	\$ 160.94	\$ 165.77	\$ 170.74	\$ 175.87
101	Engineer, Stationary	\$ 39.54	\$ 40.73	\$ 41.95	\$ 43.21	\$ 44.50	\$ 45.84	\$ 47.21	\$ 48.63	\$ 50.09	\$ 51.59	\$ 53.14	\$ 54.73
30	Engineer, Systems	\$ 120.43	\$ 124.04	\$ 127.76	\$ 131.60	\$ 135.55	\$ 139.61	\$ 143.80	\$ 148.11	\$ 152.56	\$ 157.13	\$ 161.85	\$ 166.70
29	Engineer, Systems (Senior)	\$ 137.25	\$ 141.37	\$ 145.61	\$ 149.98	\$ 154.48	\$ 159.11	\$ 163.88	\$ 168.80	\$ 173.86	\$ 179.08	\$ 184.45	\$ 189.99
65	Engineer, Systems Design	\$ 121.55	\$ 125.20	\$ 128.95	\$ 132.82	\$ 136.81	\$ 140.91	\$ 145.14	\$ 149.49	\$ 153.98	\$ 158.60	\$ 163.35	\$ 168.25
99	Facilities Engineering Manager	\$ 138.32	\$ 142.47	\$ 146.74	\$ 151.15	\$ 155.68	\$ 160.35	\$ 165.16	\$ 170.12	\$ 175.22	\$ 180.48	\$ 185.89	\$ 191.47
105	Facilities Specialist Level I	\$ 75.14	\$ 77.39	\$ 79.72	\$ 82.11	\$ 84.57	\$ 87.11	\$ 89.72	\$ 92.41	\$ 95.19	\$ 98.04	\$ 100.98	\$ 104.01
104	Facilities Specialist Level II	\$ 89.38	\$ 92.06	\$ 94.82	\$ 97.67	\$ 100.60	\$ 103.62	\$ 106.72	\$ 109.93	\$ 113.22	\$ 116.62	\$ 120.12	\$ 123.72
103	Facilities Specialist Level III	\$ 97.20	\$ 100.12	\$ 103.12	\$ 106.21	\$ 109.40	\$ 112.68	\$ 116.06	\$ 119.54	\$ 123.13	\$ 126.82	\$ 130.63	\$ 134.55
102	Facilities Specialist, Lead	\$ 112.35	\$ 115.72	\$ 119.19	\$ 122.77	\$ 126.45	\$ 130.24	\$ 134.15	\$ 138.18	\$ 142.32	\$ 146.59	\$ 150.99	\$ 155.52
106	Facility Operations Supervisor	\$ 120.00	\$ 123.60	\$ 127.31	\$ 131.13	\$ 135.06	\$ 139.11	\$ 143.29	\$ 147.58	\$ 152.01	\$ 156.57	\$ 161.27	\$ 166.11
90	Geographic Information Systems (GIS) Analyst	\$ 50.55	\$ 52.07	\$ 53.63	\$ 55.24	\$ 56.89	\$ 58.60	\$ 60.36	\$ 62.17	\$ 64.04	\$ 65.96	\$ 67.93	\$ 69.97
91	Geographic Information Systems Specialist	\$ 54.84	\$ 56.49	\$ 58.18	\$ 59.93	\$ 61.72	\$ 63.57	\$ 65.48	\$ 67.45	\$ 69.47	\$ 71.55	\$ 73.70	\$ 75.91
88	Geographic Information Systems Technician I	\$ 42.89	\$ 44.18	\$ 45.50	\$ 46.87	\$ 48.27	\$ 49.72	\$ 51.21	\$ 52.75	\$ 54.33	\$ 55.96	\$ 57.64	\$ 59.37
87	Geographic Information Systems Technician II	\$ 49.19	\$ 50.67	\$ 52.19	\$ 53.75	\$ 55.36	\$ 57.02	\$ 58.74	\$ 60.50	\$ 62.31	\$ 64.18	\$ 66.11	\$ 68.09
89	Geographic Information Systems Technician Trainee	\$ 38.78	\$ 39.94	\$ 41.14	\$ 42.38	\$ 43.65	\$ 44.96	\$ 46.31	\$ 47.69	\$ 49.13	\$ 50.60	\$ 52.12	\$ 53.68
	GeoSpatial Web Developer (Mid-level)	\$ 118.09	\$ 121.63	\$ 125.28	\$ 129.04	\$ 132.91	\$ 136.90	\$ 141.01	\$ 145.24	\$ 149.59	\$ 154.08	\$ 158.70	\$ 163.46

BizTech Fusion, LLC  
Xadean Ahmasi  
1200 G Street NW, Suite 800  
Washington, DC 20005  
+1.443.360.0959 ext 7101  
+1.443.408.0409



AUTHORIZED SIGNATURE

President/CEO

TITLE




Consulting and Technical Services Plus (CATS+)  
Labor Rates

**Attachment F-A1- Labor Rate Schedule**

Record the fully loaded, all inclusive hourly labor rates chargeable during each contract year for the labor categories delineated and defined in Section 2.10 of the RFP

#	LABOR CATEGORY	HOURLY LABOR RATES CONTRACT YEAR*											
		Year 1	Year 2	Year 3	Year 4	Year 5	Year 6	Year 7	Year 8	Year 9	Year 10	Year 11	Year 12
	GeoSpatial Web Developer (Senior)	\$ 120.77	\$ 124.39	\$ 128.12	\$ 131.97	\$ 135.93	\$ 140.01	\$ 144.21	\$ 148.53	\$ 152.99	\$ 157.58	\$ 162.30	\$ 167.17
73	Group Facilitator (Senior)	\$ 81.25	\$ 83.69	\$ 86.20	\$ 88.78	\$ 91.45	\$ 94.19	\$ 97.02	\$ 99.93	\$ 102.93	\$ 106.01	\$ 109.19	\$ 112.47
44	Help Desk Manager	\$ 74.16	\$ 76.38	\$ 78.68	\$ 81.04	\$ 83.47	\$ 85.97	\$ 88.55	\$ 91.21	\$ 93.94	\$ 96.76	\$ 99.66	\$ 102.65
46	Help Desk Specialist (Junior)	\$ 56.87	\$ 58.58	\$ 60.33	\$ 62.14	\$ 64.01	\$ 65.93	\$ 67.91	\$ 69.94	\$ 72.04	\$ 74.20	\$ 76.43	\$ 78.72
45	Help Desk Specialist (Senior)	\$ 63.98	\$ 65.90	\$ 67.88	\$ 69.91	\$ 72.01	\$ 74.17	\$ 76.40	\$ 78.69	\$ 81.05	\$ 83.48	\$ 85.98	\$ 88.56
60	Internet/Intranet Site Developer (Junior)	\$ 103.77	\$ 106.88	\$ 110.09	\$ 113.39	\$ 116.79	\$ 120.30	\$ 123.91	\$ 127.62	\$ 131.45	\$ 135.40	\$ 139.46	\$ 143.64
59	Internet/Intranet Site Developer (Senior)	\$ 118.09	\$ 121.63	\$ 125.28	\$ 129.04	\$ 132.91	\$ 136.90	\$ 141.01	\$ 145.24	\$ 149.59	\$ 154.08	\$ 158.70	\$ 163.46
20	IT Professional (Senior)	\$ 146.60	\$ 151.00	\$ 155.53	\$ 160.19	\$ 165.00	\$ 169.95	\$ 175.05	\$ 180.30	\$ 185.71	\$ 191.28	\$ 197.02	\$ 202.93
75	Market Research Consultant (Senior)	\$ 101.20	\$ 104.24	\$ 107.36	\$ 110.58	\$ 113.90	\$ 117.32	\$ 120.84	\$ 124.46	\$ 128.20	\$ 132.04	\$ 136.00	\$ 140.08
74	Marketing Consultant (Senior)	\$ 101.20	\$ 104.24	\$ 107.36	\$ 110.58	\$ 113.90	\$ 117.32	\$ 120.84	\$ 124.46	\$ 128.20	\$ 132.04	\$ 136.00	\$ 140.08
83	Network Administrator	\$ 93.62	\$ 96.43	\$ 99.32	\$ 102.30	\$ 105.37	\$ 108.53	\$ 111.79	\$ 115.14	\$ 118.60	\$ 122.15	\$ 125.82	\$ 129.59
80	Network Manager	\$ 121.26	\$ 124.90	\$ 128.64	\$ 132.50	\$ 136.48	\$ 140.57	\$ 144.79	\$ 149.13	\$ 153.61	\$ 158.22	\$ 162.96	\$ 167.85
85	Network Technician (Junior )	\$ 68.29	\$ 70.34	\$ 72.45	\$ 74.62	\$ 76.86	\$ 79.17	\$ 81.54	\$ 83.99	\$ 86.51	\$ 89.10	\$ 91.78	\$ 94.53
84	Network Technician (Senior)	\$ 85.40	\$ 87.96	\$ 90.60	\$ 93.32	\$ 96.12	\$ 99.00	\$ 101.97	\$ 105.03	\$ 108.18	\$ 111.43	\$ 114.77	\$ 118.21
43	Office Automation Specialist	\$ 50.50	\$ 52.02	\$ 53.58	\$ 55.18	\$ 56.84	\$ 58.54	\$ 60.30	\$ 62.11	\$ 63.97	\$ 65.89	\$ 67.87	\$ 69.90
36	Operations Research Analyst (Senior)	\$ 113.57	\$ 116.98	\$ 120.49	\$ 124.10	\$ 127.82	\$ 131.66	\$ 135.61	\$ 139.68	\$ 143.87	\$ 148.18	\$ 152.63	\$ 157.21
108	Operator Level I	\$ 131.54	\$ 135.49	\$ 139.55	\$ 143.74	\$ 148.05	\$ 152.49	\$ 157.07	\$ 161.78	\$ 166.63	\$ 171.63	\$ 176.78	\$ 182.08
107	Operator Level II	\$ 140.36	\$ 144.57	\$ 148.91	\$ 153.38	\$ 157.98	\$ 162.72	\$ 167.60	\$ 172.63	\$ 177.80	\$ 183.14	\$ 188.63	\$ 194.29
109	Photographer	\$ 74.16	\$ 76.38	\$ 78.68	\$ 81.04	\$ 83.47	\$ 85.97	\$ 88.55	\$ 91.21	\$ 93.94	\$ 96.76	\$ 99.66	\$ 102.65
39	Planner, Information Technology (Senior)	\$ 112.25	\$ 115.62	\$ 119.09	\$ 122.66	\$ 126.34	\$ 130.13	\$ 134.03	\$ 138.05	\$ 142.19	\$ 146.46	\$ 150.85	\$ 155.38
58	Program Administration Specialist	\$ 151.49	\$ 156.03	\$ 160.72	\$ 165.54	\$ 170.50	\$ 175.62	\$ 180.89	\$ 186.31	\$ 191.90	\$ 197.66	\$ 203.59	\$ 209.70
1	Program Manager	\$ 171.03	\$ 176.16	\$ 181.45	\$ 186.89	\$ 192.50	\$ 198.27	\$ 204.22	\$ 210.35	\$ 216.66	\$ 223.16	\$ 229.85	\$ 236.75
57	Project Control Specialist	\$ 146.60	\$ 151.00	\$ 155.53	\$ 160.19	\$ 165.00	\$ 169.95	\$ 175.05	\$ 180.30	\$ 185.71	\$ 191.28	\$ 197.02	\$ 202.93
2	Project Manager	\$ 151.49	\$ 156.03	\$ 160.72	\$ 165.54	\$ 170.50	\$ 175.62	\$ 180.89	\$ 186.31	\$ 191.90	\$ 197.66	\$ 203.59	\$ 209.70
25	Quality Assurance Consultant (Senior)	\$ 106.48	\$ 109.67	\$ 112.96	\$ 116.35	\$ 119.84	\$ 123.44	\$ 127.14	\$ 130.96	\$ 134.89	\$ 138.93	\$ 143.10	\$ 147.39
24	Quality Assurance Manager	\$ 138.92	\$ 143.09	\$ 147.38	\$ 151.80	\$ 156.36	\$ 161.05	\$ 165.88	\$ 170.85	\$ 175.98	\$ 181.26	\$ 186.70	\$ 192.30
26	Quality Assurance Specialist	\$ 88.73	\$ 91.39	\$ 94.13	\$ 96.96	\$ 99.87	\$ 102.86	\$ 105.95	\$ 109.13	\$ 112.40	\$ 115.77	\$ 119.25	\$ 122.82
71	Risk Assessment Consultant (Senior)	\$ 107.84	\$ 111.08	\$ 114.41	\$ 117.84	\$ 121.37	\$ 125.02	\$ 128.77	\$ 132.63	\$ 136.61	\$ 140.71	\$ 144.93	\$ 149.28
49	Security, Computer Systems Specialist	\$ 121.55	\$ 125.20	\$ 128.95	\$ 132.82	\$ 136.81	\$ 140.91	\$ 145.14	\$ 149.49	\$ 153.98	\$ 158.60	\$ 163.35	\$ 168.25
50	Security, Data Specialist	\$ 111.06	\$ 114.39	\$ 117.82	\$ 121.36	\$ 125.00	\$ 128.75	\$ 132.61	\$ 136.59	\$ 140.69	\$ 144.91	\$ 149.26	\$ 153.73
4	Subject Matter Expert	\$ 167.60	\$ 172.63	\$ 177.81	\$ 183.14	\$ 188.64	\$ 194.29	\$ 200.12	\$ 206.13	\$ 212.31	\$ 218.68	\$ 225.24	\$ 232.00
3	Subject Matter Expert (Senior)	\$ 171.03	\$ 176.16	\$ 181.45	\$ 186.89	\$ 192.50	\$ 198.27	\$ 204.22	\$ 210.35	\$ 216.66	\$ 223.16	\$ 229.85	\$ 236.75
94	Systems Analyst, Wireless	\$ 106.22	\$ 109.41	\$ 112.69	\$ 116.07	\$ 119.55	\$ 123.14	\$ 126.83	\$ 130.64	\$ 134.56	\$ 138.59	\$ 142.75	\$ 147.03
53	System Security Research Analyst	\$ 83.07	\$ 85.56	\$ 88.13	\$ 90.77	\$ 93.50	\$ 96.30	\$ 99.19	\$ 102.17	\$ 105.23	\$ 108.39	\$ 111.64	\$ 114.99
51	Systems Security Specialist	\$ 92.36	\$ 95.13	\$ 97.98	\$ 100.92	\$ 103.95	\$ 107.07	\$ 110.28	\$ 113.59	\$ 117.00	\$ 120.51	\$ 124.12	\$ 127.85
48	Systems Security Specialist (Senior)	\$ 106.22	\$ 109.41	\$ 112.69	\$ 116.07	\$ 119.55	\$ 123.14	\$ 126.83	\$ 130.64	\$ 134.56	\$ 138.59	\$ 142.75	\$ 147.03
78	Telecommunications Consultant (Senior)	\$ 121.70	\$ 125.35	\$ 129.11	\$ 132.98	\$ 136.97	\$ 141.08	\$ 145.32	\$ 149.68	\$ 154.17	\$ 158.79	\$ 163.55	\$ 168.46

BizTech Fusion, LLC  
Xadean Ahmasi  
1200 G Street NW, Suite 800  
Washington, DC 20005  
+1.443.360.0959 ext 7101  
+1.443.408.0409



AUTHORIZED SIGNATURE

President/CEO

TITLE



Consulting and Technical Services Plus (CATS+)  
Labor Rates


**Attachment F-A1- Labor Rate Schedule**

Record the fully loaded, all inclusive hourly labor rates chargeable during each contract year for the labor categories delineated and defined in Section 2.10 of the RFP

#	LABOR CATEGORY	HOURLY LABOR RATES CONTRACT YEAR*											
		Year 1	Year 2	Year 3	Year 4	Year 5	Year 6	Year 7	Year 8	Year 9	Year 10	Year 11	Year 12
77	Telecommunications Engineer	\$ 84.78	\$ 87.32	\$ 89.94	\$ 92.64	\$ 95.42	\$ 98.28	\$ 101.23	\$ 104.27	\$ 107.40	\$ 110.62	\$ 113.94	\$ 117.36
76	Telecommunications Engineer (Senior)	\$ 121.70	\$ 125.35	\$ 129.11	\$ 132.98	\$ 136.97	\$ 141.08	\$ 145.32	\$ 149.68	\$ 154.17	\$ 158.79	\$ 163.55	\$ 168.46
79	Telecommunications, System Analyst	\$ 103.69	\$ 106.80	\$ 110.00	\$ 113.30	\$ 116.70	\$ 120.21	\$ 123.81	\$ 127.53	\$ 131.35	\$ 135.29	\$ 139.35	\$ 143.53
27	Testing Specialist	\$ 60.06	\$ 61.86	\$ 63.72	\$ 65.63	\$ 67.60	\$ 69.63	\$ 71.72	\$ 73.87	\$ 76.09	\$ 78.37	\$ 80.72	\$ 83.14
28	Training Specialist/Instructor	\$ 72.73	\$ 74.91	\$ 77.15	\$ 79.47	\$ 81.85	\$ 84.31	\$ 86.84	\$ 89.44	\$ 92.13	\$ 94.89	\$ 97.74	\$ 100.67
56	Writer/Editor, Technical	\$ 77.31	\$ 79.63	\$ 82.02	\$ 84.48	\$ 87.02	\$ 89.63	\$ 92.32	\$ 95.08	\$ 97.94	\$ 100.88	\$ 103.90	\$ 107.02

\* Contract year one begins on the date of contract award and continues for one year, contract year two begins one year after contract award and continues one year, etc.

BizTech Fusion, LLC  
Xadean Ahmasi  
1200 G Street NW, Suite 800  
Washington, DC 20005  
+1.443.360.0959 ext 7101  
+1.443.408.0409



AUTHORIZED SIGNATURE

President/CEO

TITLE

Consulting and Technical Services Plus (CATS+)  
Commission Only Pricing

	<b>Table F-A2, Commission Only Percentage for Telecommunication Audits (as defined in 2.3.9.1)</b>											
	<b>COMMISSION ONLY PERCENTAGE CONTRACT YEAR*</b>											
	<b>Year 1</b>	<b>Year 2</b>	<b>Year 3</b>	<b>Year 4</b>	<b>Year 5</b>	<b>Year 6</b>	<b>Year 7</b>	<b>Year 8</b>	<b>Year 9</b>	<b>Year 10</b>	<b>Year 11</b>	<b>Year 12</b>
<b>Commission Only Percentage</b>	<b>Offeror Percentage</b>	<b>Offeror Percentage</b>	<b>Offeror Percentage</b>	<b>Offeror Percentage</b>	<b>Offeror Percentage</b>	<b>Offeror Percentage</b>	<b>Offeror Percentage</b>	<b>Offeror Percentage</b>	<b>Offeror Percentage</b>	<b>Offeror Percentage</b>	<b>Offeror Percentage</b>	<b>Offeror Percentage</b>
	<b>25</b>	<b>26</b>	<b>27</b>	<b>27</b>	<b>28</b>	<b>29</b>	<b>30</b>	<b>31</b>	<b>32</b>	<b>33</b>	<b>34</b>	<b>35</b>

\* Contract year one begins on the date of contract award and continues for one year, contract year two begins one year after contract award and continues one year, etc.

25.0355491 25.8098444 26.6080871 27.4310176 28.2793996 29.1540202 30.0556909 30.9852484 31.943555 32.9315 33.95 35

BizTech Fusion, LLC  
 Xadean Ahmasi  
 1200 G Street NW, Suite 800  
 Washington, DC 20005  
 +1.443.360.0959 ext 7101  
 +1.443.408.0409



AUTHORIZED SIGNATURE

President/CEO  
 TITLE