


Consulting and Technical Services Plus (CATS+) - Expansion Window #2  
Labor Rates

**Attachment F-A1- Labor Rate Schedule**

Record the fully loaded, all inclusive hourly labor rates chargeable during each contract year for the labor categories delineated and defined in Section 2.10 of the RFP

#	LABOR CATEGORY	HOURLY LABOR RATES CONTRACT YEAR*									
		Year 1	Year 2	Year 3	Year 4	Year 5	Year 6	Year 7	Year 8	Year 9	Year 10
		Offeror Price	Offeror Price	Offeror Price	Offeror Price	Offeror Price	Offeror Price	Offeror Price	Offeror Price	Offeror Price	Offeror Price
	Accountant, Cost (Senior)	153.87	157.71	161.66	165.70	169.84	174.09	178.44	182.90	187.47	192.16
	Administrator, Systems	135.52	138.91	142.38	145.94	149.59	153.33	157.16	161.09	165.12	169.24
	Analyst, Computer Software/Integration (Senior)	171.66	175.95	180.35	184.86	189.48	194.22	199.07	204.05	209.15	214.38
	Analyst, Computer Systems (Junior)	120.20	123.21	126.29	129.45	132.68	136.00	139.40	142.88	146.46	150.12
	Analyst, Computer Systems (Senior)	164.69	168.81	173.03	177.35	181.78	186.33	190.99	195.76	200.66	205.67
	Analyst, Financial	126.92	130.09	133.34	136.67	140.09	143.59	147.18	150.86	154.63	158.50
	Analyst, Financial (Senior)	151.40	155.19	159.07	163.04	167.12	171.30	175.58	179.97	184.47	189.08
	Analyst, Research	123.48	126.57	129.73	132.98	136.30	139.71	143.20	146.78	150.45	154.21
	Analyst, Systems (Senior)	160.48	164.49	168.61	172.82	177.14	181.57	186.11	190.76	195.53	200.42
	Application Developer, Advanced Technology	162.31	166.37	170.53	174.79	179.16	183.64	188.23	192.94	197.76	202.70
	Application Developer, Advanced Technology (Senior)	160.28	164.29	168.39	172.60	176.92	181.34	185.88	190.52	195.29	200.17
	Applications Development Expert	187.75	192.44	197.25	202.18	207.24	212.42	217.73	223.17	228.75	234.47
	Applications Programmer	128.26	131.46	134.75	138.12	141.57	145.11	148.74	152.46	156.27	160.17
	Archeologist /Historic Preservation Specialist	178.01	182.46	187.02	191.70	196.49	201.40	206.44	211.60	216.89	222.31
	Architect, Application (Senior)	202.53	207.59	212.78	218.10	223.56	229.14	234.87	240.74	246.76	252.93
	Architect, Information Technology (Senior)	202.53	207.59	212.78	218.10	223.56	229.14	234.87	240.74	246.76	252.93
	Architect, Internet/Web	176.64	181.05	185.58	190.22	194.97	199.85	204.84	209.97	215.21	220.59
	Architect, Systems (Senior)	175.71	180.11	184.61	189.22	193.95	198.80	203.77	208.87	214.09	219.44
	Architect, Systems Design	181.60	186.14	190.80	195.57	200.46	205.47	210.61	215.87	221.27	226.80
	Architectural Historian	186.72	191.39	196.17	201.08	206.10	211.26	216.54	221.95	227.50	233.19
	Audit Manager	187.48	192.17	196.97	201.89	206.94	212.11	217.42	222.85	228.42	234.13
	Audit Supervisor	130.17	133.42	136.76	140.18	143.68	147.27	150.96	154.73	158.60	162.56
	Auditor, IT (Senior)	191.87	196.67	201.58	206.62	211.79	217.08	222.51	228.07	233.78	239.62
	Auditor, Lead	170.96	175.24	179.62	184.11	188.71	193.43	198.27	203.22	208.30	213.51
	Auditor (Senior)	168.48	172.69	177.01	181.43	185.97	190.62	195.38	200.27	205.27	210.40
	Auditor, Staff	123.48	126.57	129.73	132.98	136.30	139.71	143.20	146.78	150.45	154.21
	Business Process Consultant (Senior)	191.73	196.52	201.43	206.47	211.63	216.92	222.35	227.91	233.60	239.44
	Computer Graphics Illustrator	110.87	113.64	116.48	119.40	122.38	125.44	128.58	131.79	135.08	138.46
	Computer Operations Center Specialist	145.67	149.31	153.05	156.87	160.79	164.81	168.93	173.16	177.49	181.92
	Computer Operations Research Analyst	128.71	131.93	135.23	138.61	142.08	145.63	149.27	153.00	156.83	160.75
	Computer Operator	101.43	103.96	106.56	109.23	111.96	114.76	117.63	120.57	123.58	126.67
	Computer Operator (Senior)	113.00	115.82	118.72	121.69	124.73	127.85	131.04	134.32	137.68	141.12
	Computer Programmer (Junior)	119.45	122.43	125.49	128.63	131.85	135.14	138.52	141.99	145.54	149.17
	Computer Programmer (Senior)	175.95	180.35	184.86	189.48	194.22	199.08	204.05	209.16	214.38	219.74
	Computer Specialist	149.76	153.51	157.35	161.28	165.31	169.44	173.68	178.02	182.47	187.04
	Computer Specialist (Senior)	164.99	169.12	173.34	177.68	182.12	186.67	191.34	196.12	201.03	206.05
	Computer Systems Programmer	151.23	155.01	158.89	162.86	166.93	171.10	175.38	179.76	184.26	188.87
	Computer Systems Programmer (Senior)	175.95	180.35	184.86	189.48	194.22	199.08	204.05	209.16	214.38	219.74
	Database Management Specialist (Junior)	133.37	136.71	140.12	143.63	147.22	150.90	154.67	158.54	162.50	166.56
	Database Management Specialist (Senior)	166.38	170.54	174.80	179.17	183.65	188.24	192.95	197.77	202.71	207.78

Educology Solutions  
Robert Boakai  
621 Upshur St NW, Suite 100, Washington, DC 20011  
(202) 792-1202  
(866) 836-7047  
FEIN: 27-1293803

  
\_\_\_\_\_  
AUTHORIZED SIGNATURE  
Vice President & COO


Consulting and Technical Services Plus (CATS+) - Expansion Window #2  
Labor Rates

**Attachment F-A1- Labor Rate Schedule**

Record the fully loaded, all inclusive hourly labor rates chargeable during each contract year for the labor categories delineated and defined in Section 2.10 of the RFP

#	LABOR CATEGORY	HOURLY LABOR RATES CONTRACT YEAR*									
		Year 1	Year 2	Year 3	Year 4	Year 5	Year 6	Year 7	Year 8	Year 9	Year 10
	Database Manager	180.27	184.78	189.40	194.13	198.99	203.96	209.06	214.29	219.64	225.13
	Documentation Specialist	133.37	136.71	140.12	143.63	147.22	150.90	154.67	158.54	162.50	166.56
	Electrician, Journeyman	150.23	153.98	157.83	161.78	165.82	169.97	174.22	178.57	183.04	187.61
	Electrician, Licensed Master	180.27	184.78	189.40	194.13	198.99	203.96	209.06	214.29	219.64	225.13
	Electricians Helper	120.91	123.94	127.03	130.21	133.47	136.80	140.22	143.73	147.32	151.00
	Engineer, Facility Operations	175.95	180.35	184.86	189.48	194.22	199.08	204.05	209.16	214.38	219.74
	Engineer, Information	162.41	166.47	170.63	174.89	179.26	183.75	188.34	193.05	197.88	202.82
	Engineer, Information (Senior)	194.25	199.11	204.09	209.19	214.42	219.78	225.27	230.91	236.68	242.60
	Engineer, Information Security	175.95	180.35	184.86	189.48	194.22	199.08	204.05	209.16	214.38	219.74
	Engineer, Interdisciplinary	171.14	175.42	179.80	184.30	188.91	193.63	198.47	203.43	208.52	213.73
	Engineer, Interdisciplinary (Senior)	205.19	210.32	215.57	220.96	226.49	232.15	237.95	243.90	250.00	256.25
	Engineer, Network (Junior)	153.93	157.77	161.72	165.76	169.91	174.15	178.51	182.97	187.54	192.23
	Engineer, Network (Senior)	175.95	180.35	184.86	189.48	194.22	199.08	204.05	209.16	214.38	219.74
	Engineer, Network Security	175.95	180.35	184.86	189.48	194.22	199.08	204.05	209.16	214.38	219.74
	Engineer, Radio Frequency	162.41	166.47	170.63	174.89	179.26	183.75	188.34	193.05	197.88	202.82
	Engineer, Software	162.41	166.47	170.63	174.89	179.26	183.75	188.34	193.05	197.88	202.82
	Engineer, Stationary	162.41	166.47	170.63	174.89	179.26	183.75	188.34	193.05	197.88	202.82
	Engineer, Systems	162.41	166.47	170.63	174.89	179.26	183.75	188.34	193.05	197.88	202.82
	Engineer, Systems (Senior)	168.71	172.93	177.26	181.69	186.23	190.89	195.66	200.55	205.56	210.70
	Engineer, Systems Design	175.95	180.35	184.86	189.48	194.22	199.08	204.05	209.16	214.38	219.74
	Facilities Engineering Manager	181.94	186.49	191.15	195.93	200.83	205.85	211.00	216.27	221.68	227.22
	Facilities Specialist Level I	120.91	123.94	127.03	130.21	133.47	136.80	140.22	143.73	147.32	151.00
	Facilities Specialist Level II	150.23	153.98	157.83	161.78	165.82	169.97	174.22	178.57	183.04	187.61
	Facilities Specialist Level III	162.41	166.47	170.63	174.89	179.26	183.75	188.34	193.05	197.88	202.82
	Facilities Specialist, Lead	162.41	166.47	170.63	174.89	179.26	183.75	188.34	193.05	197.88	202.82
	Facility Operations Supervisor	174.59	178.96	183.43	188.02	192.72	197.53	202.47	207.53	212.72	218.04
	Geographic Information Systems (GIS) Analyst	158.54	162.50	166.56	170.73	174.99	179.37	183.85	188.45	193.16	197.99
	Geographic Information Systems Specialist	158.54	162.50	166.56	170.73	174.99	179.37	183.85	188.45	193.16	197.99
	Geographic Information Systems Technician I	150.23	153.98	157.83	161.78	165.82	169.97	174.22	178.57	183.04	187.61
	Geographic Information Systems Technician II	166.38	170.54	174.80	179.17	183.65	188.24	192.95	197.77	202.71	207.78
	Geographic Information Systems Technician Trainee	133.37	136.71	140.12	143.63	147.22	150.90	154.67	158.54	162.50	166.56
	GeoSpatial Web Developer (Mid-level)	175.95	180.35	184.86	189.48	194.22	199.08	204.05	209.16	214.38	219.74
	GeoSpatial Web Developer (Senior)	197.73	202.68	207.74	212.94	218.26	223.72	229.31	235.04	240.92	246.94
	Group Facilitator (Senior)	198.17	203.12	208.20	213.40	218.74	224.21	229.81	235.56	241.45	247.48
	Help Desk Manager	150.23	153.98	157.83	161.78	165.82	169.97	174.22	178.57	183.04	187.61
	Help Desk Specialist (Junior)	104.67	107.29	109.97	112.72	115.54	118.43	121.39	124.43	127.54	130.72
	Help Desk Specialist (Senior)	123.14	126.22	129.38	132.61	135.92	139.32	142.81	146.38	150.04	153.79
	Internet/Intranet Site Developer (Junior)	133.37	136.71	140.12	143.63	147.22	150.90	154.67	158.54	162.50	166.56
	Internet/Intranet Site Developer (Senior)	156.39	160.30	164.31	168.41	172.62	176.94	181.36	185.90	190.54	195.31
	IT Professional (Senior)	175.95	180.35	184.86	189.48	194.22	199.08	204.05	209.16	214.38	219.74
	Market Research Consultant (Senior)	153.93	157.77	161.72	165.76	169.91	174.15	178.51	182.97	187.54	192.23

Educology Solutions  
Robert Boakai  
621 Upshur St NW, Suite 100, Washington, DC 20011  
(202) 792-1202  
(866) 836-7047  
FEIN: 27-1293803

  
\_\_\_\_\_  
AUTHORIZED SIGNATURE  
Vice President & COO

Consulting and Technical Services Plus (CATS+) - Expansion Window #2  
Labor Rates


**Attachment F-A1- Labor Rate Schedule**

Record the fully loaded, all inclusive hourly labor rates chargeable during each contract year for the labor categories delineated and defined in Section 2.10 of the RFP

#	LABOR CATEGORY	HOURLY LABOR RATES CONTRACT YEAR*									
		Year 1	Year 2	Year 3	Year 4	Year 5	Year 6	Year 7	Year 8	Year 9	Year 10
	Marketing Consultant (Senior)	205.19	210.32	215.57	220.96	226.49	232.15	237.95	243.90	250.00	256.25
	Network Administrator	156.35	160.26	164.27	168.37	172.58	176.90	181.32	185.85	190.50	195.26
	Network Manager	180.27	184.78	189.40	194.13	198.99	203.96	209.06	214.29	219.64	225.13
	Network Technician (Junior)	133.37	136.71	140.12	143.63	147.22	150.90	154.67	158.54	162.50	166.56
	Network Technician (Senior)	148.96	152.68	156.50	160.41	164.42	168.53	172.75	177.06	181.49	186.03
	Office Automation Specialist	129.92	133.17	136.50	139.91	143.41	146.99	150.67	154.43	158.29	162.25
	Operations Research Analyst (Senior)	197.73	202.68	207.74	212.94	218.26	223.72	229.31	235.04	240.92	246.94
	Operator Level I	92.03	94.33	96.69	99.10	101.58	104.12	106.72	109.39	112.13	114.93
	Operator Level II	102.86	105.43	108.06	110.77	113.54	116.37	119.28	122.26	125.32	128.45
	Photographer	129.92	133.17	136.50	139.91	143.41	146.99	150.67	154.43	158.29	162.25
	Planner, Information Technology (Senior)	205.19	210.32	215.57	220.96	226.49	232.15	237.95	243.90	250.00	256.25
	Program Administration Specialist	133.37	136.71	140.12	143.63	147.22	150.90	154.67	158.54	162.50	166.56
	Program Manager	228.17	233.87	239.72	245.71	251.85	258.15	264.60	271.22	278.00	284.95
	Project Control Specialist	133.37	136.71	140.12	143.63	147.22	150.90	154.67	158.54	162.50	166.56
	Project Manager	205.19	210.32	215.57	220.96	226.49	232.15	237.95	243.90	250.00	256.25
	Quality Assurance Consultant (Senior)	197.03	201.96	207.01	212.18	217.48	222.92	228.49	234.21	240.06	246.06
	Quality Assurance Manager	175.68	180.07	184.57	189.18	193.91	198.76	203.73	208.82	214.04	219.40
	Quality Assurance Specialist	158.54	162.50	166.56	170.73	174.99	179.37	183.85	188.45	193.16	197.99
	Risk Assessment Consultant (Senior)	216.54	221.95	227.50	233.19	239.02	244.99	251.12	257.40	263.83	270.43
	Security, Computer Systems Specialist	180.27	184.78	189.40	194.13	198.99	203.96	209.06	214.29	219.64	225.13
	Security, Data Specialist	180.27	184.78	189.40	194.13	198.99	203.96	209.06	214.29	219.64	225.13
	Subject Matter Expert	203.64	208.73	213.95	219.30	224.78	230.40	236.16	242.06	248.12	254.32
	Subject Matter Expert (Senior)	241.29	247.32	253.51	259.85	266.34	273.00	279.82	286.82	293.99	301.34
	Systems Analyst, Wireless	175.95	180.35	184.86	189.48	194.22	199.08	204.05	209.16	214.38	219.74
	System Security Research Analyst	175.95	180.35	184.86	189.48	194.22	199.08	204.05	209.16	214.38	219.74
	Systems Security Specialist	205.19	210.32	215.57	220.96	226.49	232.15	237.95	243.90	250.00	256.25
	Systems Security Specialist (Senior)	205.19	210.32	215.57	220.96	226.49	232.15	237.95	243.90	250.00	256.25
	Telecommunications Consultant (Senior)	243.61	249.70	255.94	262.34	268.90	275.62	282.51	289.57	296.81	304.23
	Telecommunications Engineer	180.27	184.78	189.40	194.13	198.99	203.96	209.06	214.29	219.64	225.13
	Telecommunications Engineer (Senior)	205.19	210.32	215.57	220.96	226.49	232.15	237.95	243.90	250.00	256.25
	Telecommunications, System Analyst	180.27	184.78	189.40	194.13	198.99	203.96	209.06	214.29	219.64	225.13
	Testing Specialist	133.37	136.71	140.12	143.63	147.22	150.90	154.67	158.54	162.50	166.56
	Training Specialist/Instructor	162.87	166.95	171.12	175.40	179.78	184.28	188.88	193.61	198.45	203.41
	Writer/Editor, Technical	114.41	117.27	120.20	123.20	126.28	129.44	132.68	135.99	139.39	142.88

\* Contract year one begins on the date of contract award and continues for one year, contract year two begins one year after contract award and continues one year, etc.

Educology Solutions  
Robert Boakai  
621 Upshur St NW, Suite 100, Washington, DC 20011  
(202) 792-1202  
(866) 836-7047  
FEIN: 27-1293803

  
 \_\_\_\_\_  
 AUTHORIZED SIGNATURE  
 Vice President & COO  
 \_\_\_\_\_  
 TITLE