

Consulting and Technical Services Plus (CATS+) - Expansion Window #2  
Labor Rates

Attachment F-A1- Labor Rate Schedule											
Record the fully loaded, all inclusive hourly labor rates chargeable during each contract year for the labor categories delineated and defined in Section 2.10 of the RFP											
#	LABOR CATEGORY	HOURLY LABOR RATES CONTRACT YEAR*									
		Year 1	Year 2	Year 3	Year 4	Year 5	Year 6	Year 7	Year 8	Year 9	Year 10
		Offeror Price	Offeror Price	Offeror Price	Offeror Price	Offeror Price	Offeror Price	Offeror Price	Offeror Price	Offeror Price	Offeror Price
66	Accountant, Cost (Senior)	\$ 174.18	\$ 176.79	\$ 182.98	\$ 189.38	\$ 196.01	\$ 202.87	\$ 209.97	\$ 217.32	\$ 224.93	\$ 232.80
47	Administrator, Systems	\$ 141.22	\$ 143.34	\$ 145.49	\$ 147.67	\$ 149.89	\$ 152.13	\$ 154.42	\$ 156.73	\$ 158.30	\$ 160.67
5	Analyst, Computer Software/Integration (Senior)	\$ 125.00	\$ 126.88	\$ 128.78	\$ 130.71	\$ 132.67	\$ 134.66	\$ 136.68	\$ 138.73	\$ 140.81	\$ 142.92
9	Analyst, Computer Systems (Junior)	\$ 137.93	\$ 140.00	\$ 142.10	\$ 144.23	\$ 146.39	\$ 148.59	\$ 150.82	\$ 153.08	\$ 155.38	\$ 157.71
8	Analyst, Computer Systems (Senior)	\$ 100.00	\$ 101.50	\$ 103.02	\$ 104.57	\$ 106.14	\$ 107.73	\$ 109.34	\$ 110.98	\$ 112.09	\$ 113.78
68	Analyst, Financial	\$ 107.06	\$ 108.67	\$ 112.47	\$ 116.41	\$ 120.48	\$ 124.70	\$ 126.57	\$ 131.00	\$ 135.58	\$ 140.33
67	Analyst, Financial (Senior)	\$ 118.08	\$ 119.85	\$ 124.05	\$ 128.39	\$ 132.88	\$ 137.53	\$ 142.35	\$ 147.33	\$ 152.48	\$ 157.82
54	Analyst, Research	\$ 250.00	\$ 253.75	\$ 257.56	\$ 261.42	\$ 265.34	\$ 269.32	\$ 273.36	\$ 277.46	\$ 281.62	\$ 285.85
37	Analyst, Systems (Senior)	\$ 250.00	\$ 253.75	\$ 257.56	\$ 261.42	\$ 265.34	\$ 269.32	\$ 273.36	\$ 277.46	\$ 281.62	\$ 285.85
17	Application Developer, Advanced Technology	\$ 100.00	\$ 101.50	\$ 103.02	\$ 104.57	\$ 106.14	\$ 107.73	\$ 109.34	\$ 110.98	\$ 112.65	\$ 114.34
16	Application Developer, Advanced Technology (Senior)	\$ 250.00	\$ 253.75	\$ 257.56	\$ 261.42	\$ 265.34	\$ 269.32	\$ 273.36	\$ 277.46	\$ 281.62	\$ 285.85
11	Applications Development Expert	\$ 250.00	\$ 253.75	\$ 257.56	\$ 261.42	\$ 265.34	\$ 269.32	\$ 273.36	\$ 277.46	\$ 281.62	\$ 285.85
10	Applications Programmer	\$ 250.00	\$ 253.75	\$ 257.56	\$ 261.42	\$ 265.34	\$ 269.32	\$ 273.36	\$ 277.46	\$ 281.62	\$ 285.85
92	Archeologist /Historic Preservation Specialist	\$ 250.00	\$ 253.75	\$ 257.56	\$ 261.42	\$ 265.34	\$ 269.32	\$ 273.36	\$ 277.46	\$ 281.62	\$ 285.85
40	Architect, Application (Senior)	\$ 250.00	\$ 253.75	\$ 257.56	\$ 261.42	\$ 265.34	\$ 269.32	\$ 273.36	\$ 277.46	\$ 281.62	\$ 285.85
38	Architect, Information Technology (Senior)	\$ 250.00	\$ 253.75	\$ 257.56	\$ 261.42	\$ 265.34	\$ 269.32	\$ 273.36	\$ 277.46	\$ 281.62	\$ 285.85
61	Architect, Internet/Web	\$ 250.00	\$ 253.75	\$ 257.56	\$ 261.42	\$ 265.34	\$ 269.32	\$ 273.36	\$ 277.46	\$ 281.62	\$ 285.85
63	Architect, Systems (Senior)	\$ 250.00	\$ 253.75	\$ 257.56	\$ 261.42	\$ 265.34	\$ 269.32	\$ 273.36	\$ 277.46	\$ 281.62	\$ 285.85
64	Architect, Systems Design	\$ 250.00	\$ 253.75	\$ 257.56	\$ 261.42	\$ 265.34	\$ 269.32	\$ 273.36	\$ 277.46	\$ 281.62	\$ 285.85
93	Architectural Historian	\$ 250.00	\$ 253.75	\$ 257.56	\$ 261.42	\$ 265.34	\$ 269.32	\$ 273.36	\$ 277.46	\$ 281.62	\$ 285.85
110	Audit Manager	\$ 134.36	\$ 136.38	\$ 138.42	\$ 140.50	\$ 142.60	\$ 144.74	\$ 146.92	\$ 149.12	\$ 151.36	\$ 153.63
111	Audit Supervisor	\$ 115.34	\$ 117.07	\$ 118.83	\$ 120.61	\$ 122.42	\$ 124.25	\$ 126.12	\$ 128.01	\$ 129.93	\$ 131.88
69	Auditor, IT (Senior)	\$ 192.23	\$ 195.11	\$ 198.04	\$ 201.01	\$ 204.03	\$ 207.09	\$ 210.19	\$ 213.35	\$ 216.55	\$ 219.79
112	Auditor, Lead	\$ 115.34	\$ 117.07	\$ 118.83	\$ 120.61	\$ 122.42	\$ 124.25	\$ 126.12	\$ 128.01	\$ 129.93	\$ 131.88
70	Auditor (Senior)	\$ 188.39	\$ 191.22	\$ 194.08	\$ 197.00	\$ 199.95	\$ 202.95	\$ 205.99	\$ 209.08	\$ 212.22	\$ 215.40
113	Auditor, Staff	\$ 86.50	\$ 87.80	\$ 89.11	\$ 90.45	\$ 91.81	\$ 93.19	\$ 94.58	\$ 96.00	\$ 97.44	\$ 98.90
72	Business Process Consultant (Senior)	\$ 250.00	\$ 253.75	\$ 257.56	\$ 261.42	\$ 265.34	269.321001	273.360816	277.461228	281.623147	285.847494
62	Computer Graphics Illustrator	\$ 250.00	\$ 253.75	\$ 257.56	\$ 261.42	\$ 265.34	269.321001	273.360816	277.461228	281.623147	285.847494
34	Computer Operations Center Specialist	\$ 142.96	\$ 145.10	\$ 147.28	\$ 149.49	\$ 151.73	\$ 154.01	\$ 156.32	\$ 158.66	\$ 161.04	\$ 163.46
35	Computer Operations Research Analyst	\$ 250.00	\$ 253.75	\$ 257.56	\$ 261.42	\$ 265.34	\$ 269.32	\$ 273.36	\$ 277.46	\$ 281.62	\$ 285.85
42	Computer Operator	\$ 83.74	\$ 85.00	\$ 86.27	\$ 87.57	\$ 88.88	\$ 90.21	\$ 91.56	\$ 92.94	\$ 94.33	\$ 95.75
41	Computer Operator (Senior)	\$ 90.31	\$ 91.66	\$ 93.04	\$ 94.44	\$ 95.85	\$ 97.29	\$ 98.75	\$ 100.23	\$ 101.73	\$ 103.26
15	Computer Programmer (Junior)	\$ 250.00	\$ 253.75	\$ 257.56	\$ 261.42	\$ 265.34	\$ 269.32	\$ 273.36	\$ 277.46	\$ 281.62	\$ 285.85

Expert Consultants Inc  
Joanna Sutphin/Marcia Wedemeyer  
9099 Ridgefield Drive Suite 201  
Frederick MD 21701  
240 379 7633 Office  
301 658 6434 Fax

Attachment F - Price Form A1



*Joanna Sutphin*  
AUTHORIZED SIGNATURE  
*COO/VP Finance*  
TITLE  
*Marcia Wedemeyer - Contracts Administrator*

Consulting and Technical Services Plus (CATS+) - Expansion Window #2  
Labor Rates

Attachment F-A1- Labor Rate Schedule											
Record the fully loaded, all inclusive hourly labor rates chargeable during each contract year for the labor categories delineated and defined in Section 2.10 of the RFP											
#	LABOR CATEGORY	HOURLY LABOR RATES CONTRACT YEAR*									
		Year 1	Year 2	Year 3	Year 4	Year 5	Year 6	Year 7	Year 8	Year 9	Year 10
14	Computer Programmer (Senior)	\$ 250.00	\$ 253.75	\$ 257.56	\$ 261.42	\$ 265.34	\$ 269.32	\$ 273.36	\$ 277.46	\$ 280.24	\$ 284.44
7	Computer Specialist	\$ 131.36	\$ 133.33	\$ 135.33	\$ 137.36	\$ 139.42	\$ 141.51	\$ 143.63	\$ 145.79	\$ 147.25	\$ 149.46
6	Computer Specialist (Senior)	\$ 157.64	\$ 160.00	\$ 162.40	\$ 164.84	\$ 167.31	\$ 169.82	\$ 172.37	\$ 174.96	\$ 176.71	\$ 179.36
13	Computer Systems Programmer	\$ 250.00	\$ 253.75	\$ 257.56	\$ 261.42	\$ 265.34	\$ 269.32	\$ 273.36	\$ 277.46	\$ 280.24	\$ 284.44
12	Computer Systems Programmer (Senior)	\$ 250.00	\$ 253.75	\$ 257.56	\$ 261.42	\$ 265.34	\$ 269.32	\$ 273.36	\$ 277.46	\$ 280.24	\$ 284.44
23	Database Management Specialist (Junior)	\$ 250.00	\$ 253.75	\$ 257.56	\$ 261.42	\$ 265.34	\$ 269.32	\$ 273.36	\$ 277.46	\$ 280.24	\$ 284.44
22	Database Management Specialist (Senior)	\$ 250.00	\$ 253.75	\$ 257.56	\$ 261.42	\$ 265.34	\$ 269.32	\$ 273.36	\$ 277.46	\$ 280.24	\$ 284.44
21	Database Manager	\$ 250.00	\$ 253.75	\$ 257.56	\$ 261.42	\$ 265.34	\$ 269.32	\$ 273.36	\$ 277.46	\$ 280.24	\$ 284.44
55	Documentation Specialist	\$ 250.00	\$ 253.75	\$ 257.56	\$ 261.42	\$ 265.34	\$ 269.32	\$ 273.36	\$ 277.46	\$ 280.24	\$ 284.44
97	Electrician, Journeyman	\$ 250.00	\$ 253.75	\$ 257.56	\$ 261.42	\$ 265.34	\$ 269.32	\$ 273.36	\$ 277.46	\$ 280.24	\$ 284.44
96	Electrician, Licensed Master	\$ 250.00	\$ 253.75	\$ 257.56	\$ 261.42	\$ 265.34	\$ 269.32	\$ 273.36	\$ 277.46	\$ 280.24	\$ 284.44
99	Electricians Helper	\$ 250.00	\$ 253.75	\$ 257.56	\$ 261.42	\$ 265.34	\$ 269.32	\$ 273.36	\$ 277.46	\$ 280.24	\$ 284.44
101	Engineer, Facility Operations	\$ 250.00	\$ 253.75	\$ 257.56	\$ 261.42	\$ 265.34	\$ 269.32	\$ 273.36	\$ 277.46	\$ 280.24	\$ 284.44
19	Engineer, Information	\$ 180.62	\$ 183.33	\$ 186.08	\$ 188.87	\$ 191.70	\$ 194.58	\$ 197.50	\$ 200.46	\$ 202.46	\$ 205.50
18	Engineer, Information (Senior)	\$ 250.00	\$ 253.75	\$ 257.56	\$ 261.42	\$ 265.34	\$ 269.32	\$ 273.36	\$ 277.46	\$ 280.24	\$ 284.44
52	Engineer, Information Security	\$ 250.00	\$ 253.75	\$ 257.56	\$ 261.42	\$ 265.34	\$ 269.32	\$ 273.36	\$ 277.46	\$ 280.24	\$ 284.44
33	Engineer, Interdisciplinary	\$ 182.27	\$ 185.00	\$ 187.78	\$ 190.60	\$ 193.45	\$ 196.36	\$ 199.30	\$ 202.29	\$ 204.31	\$ 207.38
32	Engineer, Interdisciplinary (Senior)	\$ 250.00	\$ 253.75	\$ 257.56	\$ 261.42	\$ 265.34	\$ 269.32	\$ 273.36	\$ 277.46	\$ 280.24	\$ 284.44
82	Engineer, Network (Junior)	\$ 152.71	\$ 155.00	\$ 157.33	\$ 159.69	\$ 162.08	\$ 164.51	\$ 166.98	\$ 169.48	\$ 171.18	\$ 173.75
81	Engineer, Network (Senior)	\$ 250.00	\$ 253.75	\$ 257.56	\$ 261.42	\$ 265.34	\$ 269.32	\$ 273.36	\$ 277.46	\$ 280.24	\$ 284.44
86	Engineer, Network Security	\$ 193.76	\$ 196.67	\$ 199.62	\$ 202.61	\$ 205.65	\$ 208.73	\$ 211.87	\$ 215.04	\$ 217.19	\$ 220.45
95	Engineer, Radio Frequency	\$ 250.00	\$ 253.75	\$ 257.56	\$ 261.42	\$ 265.34	\$ 269.32	\$ 273.36	\$ 277.46	\$ 280.24	\$ 284.44
31	Engineer, Software	\$ 250.00	\$ 253.75	\$ 257.56	\$ 261.42	\$ 265.34	\$ 269.32	\$ 273.36	\$ 277.46	\$ 280.24	\$ 284.44
101	Engineer, Stationary	\$ 250.00	\$ 253.75	\$ 257.56	\$ 261.42	\$ 265.34	\$ 269.32	\$ 273.36	\$ 277.46	\$ 280.24	\$ 284.44
30	Engineer, Systems	\$ 250.00	\$ 253.75	\$ 257.56	\$ 261.42	\$ 265.34	\$ 269.32	\$ 273.36	\$ 277.46	\$ 280.24	\$ 284.44
29	Engineer, Systems (Senior)	\$ 250.00	\$ 253.75	\$ 257.56	\$ 261.42	\$ 265.34	\$ 269.32	\$ 273.36	\$ 277.46	\$ 280.24	\$ 284.44
65	Engineer, Systems Design	\$ 250.00	\$ 253.75	\$ 257.56	\$ 261.42	\$ 265.34	\$ 269.32	\$ 273.36	\$ 277.46	\$ 280.24	\$ 284.44
99	Facilities Engineering Manager	\$ 250.00	\$ 253.75	\$ 257.56	\$ 261.42	\$ 265.34	\$ 269.32	\$ 273.36	\$ 277.46	\$ 280.24	\$ 284.44
105	Facilities Specialist Level I	\$ 250.00	\$ 253.75	\$ 257.56	\$ 261.42	\$ 265.34	\$ 269.32	\$ 273.36	\$ 277.46	\$ 280.24	\$ 284.44
104	Facilities Specialist Level II	\$ 250.00	\$ 253.75	\$ 257.56	\$ 261.42	\$ 265.34	\$ 269.32	\$ 273.36	\$ 277.46	\$ 280.24	\$ 284.44
103	Facilities Specialist Level III	\$ 250.00	\$ 253.75	\$ 257.56	\$ 261.42	\$ 265.34	\$ 269.32	\$ 273.36	\$ 277.46	\$ 280.24	\$ 284.44
102	Facilities Specialist, Lead	\$ 250.00	\$ 253.75	\$ 257.56	\$ 261.42	\$ 265.34	\$ 269.32	\$ 273.36	\$ 277.46	\$ 280.24	\$ 284.44
106	Facility Operations Supervisor	\$ 250.00	\$ 253.75	\$ 257.56	\$ 261.42	\$ 265.34	\$ 269.32	\$ 273.36	\$ 277.46	\$ 280.24	\$ 284.44
90	Geographic Information Systems (GIS) Analyst	\$ 250.00	\$ 253.75	\$ 257.56	\$ 261.42	\$ 265.34	\$ 269.32	\$ 273.36	\$ 277.46	\$ 280.24	\$ 284.44
91	Geographic Information Systems Specialist	\$ 250.00	\$ 253.75	\$ 257.56	\$ 261.42	\$ 265.34	\$ 269.32	\$ 273.36	\$ 277.46	\$ 280.24	\$ 284.44

Expert Consultants Inc  
Joanna Sutphin/Marcia Wedemeyer  
9099 Ridgefield Drive Suite 201  
Frederick MD 21701  
240 379 7633 Office  
301 658 6434 Fax

Attachment F - Price Form A1


  
 AUTHORIZED SIGNATURE  
  
 TITLE  
 Marcia Wedemeyer - Contracts Administrator

Consulting and Technical Services Plus (CATS+) - Expansion Window #2  
Labor Rates

Attachment F-A1- Labor Rate Schedule											
Record the fully loaded, all inclusive hourly labor rates chargeable during each contract year for the labor categories delineated and defined in Section 2.10 of the RFP											
#	LABOR CATEGORY	HOURLY LABOR RATES CONTRACT YEAR*									
		Year 1	Year 2	Year 3	Year 4	Year 5	Year 6	Year 7	Year 8	Year 9	Year 10
88	Geographic Information Systems Technician I	\$ 250.00	\$ 253.75	\$ 257.56	\$ 261.42	\$ 265.34	\$ 269.32	\$ 273.36	\$ 277.46	\$ 280.24	\$ 284.44
87	Geographic Information Systems Technician II	\$ 250.00	\$ 253.75	\$ 257.56	\$ 261.42	\$ 265.34	\$ 269.32	\$ 273.36	\$ 277.46	\$ 280.24	\$ 284.44
89	Geographic Information Systems Technician Trainee	\$ 250.00	\$ 253.75	\$ 257.56	\$ 261.42	\$ 265.34	\$ 269.32	\$ 273.36	\$ 277.46	\$ 280.24	\$ 284.44
	GeoSpatial Web Developer (Mid-level)	\$ 250.00	\$ 253.75	\$ 257.56	\$ 261.42	\$ 265.34	\$ 269.32	\$ 273.36	\$ 277.46	\$ 280.24	\$ 284.44
	GeoSpatial Web Developer (Senior)	\$ 250.00	\$ 253.75	\$ 257.56	\$ 261.42	\$ 265.34	\$ 269.32	\$ 273.36	\$ 277.46	\$ 280.24	\$ 284.44
73	Group Facilitator (Senior)	\$ 250.00	\$ 253.75	\$ 257.56	\$ 261.42	\$ 265.34	\$ 269.32	\$ 273.36	\$ 277.46	\$ 280.24	\$ 284.44
44	Help Desk Manager	\$ 250.00	\$ 253.75	\$ 257.56	\$ 261.42	\$ 265.34	\$ 269.32	\$ 273.36	\$ 277.46	\$ 280.24	\$ 284.44
46	Help Desk Specialist (Junior)	\$ 100.00	\$ 101.50	\$ 103.02	\$ 104.57	\$ 106.14	\$ 107.73	\$ 109.34	\$ 110.98	\$ 112.09	\$ 113.78
45	Help Desk Specialist (Senior)	\$ 129.72	\$ 131.67	\$ 133.64	\$ 135.65	\$ 137.68	\$ 139.75	\$ 141.84	\$ 143.97	\$ 145.41	\$ 147.59
60	Internet/Intranet Site Developer (Junior)	\$ 250.00	\$ 253.75	\$ 257.56	\$ 261.42	\$ 265.34	\$ 269.32	\$ 273.36	\$ 277.46	\$ 280.24	\$ 284.44
59	Internet/Intranet Site Developer (Senior)	\$ 250.00	\$ 253.75	\$ 257.56	\$ 261.42	\$ 265.34	\$ 269.32	\$ 273.36	\$ 277.46	\$ 280.24	\$ 284.44
20	IT Professional (Senior)	\$ 221.68	\$ 225.01	\$ 228.38	\$ 231.81	\$ 235.28	\$ 238.81	\$ 242.39	\$ 246.03	\$ 248.49	\$ 252.22
75	Market Research Consultant (Senior)	\$ 250.00	\$ 253.75	\$ 257.56	\$ 261.42	\$ 265.34	\$ 269.32	\$ 273.36	\$ 277.46	\$ 280.24	\$ 284.44
74	Marketing Consultant (Senior)	\$ 250.00	\$ 253.75	\$ 257.56	\$ 261.42	\$ 265.34	\$ 269.32	\$ 273.36	\$ 277.46	\$ 280.24	\$ 284.44
83	Network Administrator	\$ 119.87	\$ 121.67	\$ 123.49	\$ 125.35	\$ 127.23	\$ 129.13	\$ 131.07	\$ 133.04	\$ 134.37	\$ 136.38
80	Network Manager	\$ 250.00	\$ 253.75	\$ 257.56	\$ 261.42	\$ 265.34	\$ 269.32	\$ 273.36	\$ 277.46	\$ 280.24	\$ 284.44
85	Network Technician (Junior )	\$ 100.00	\$ 101.50	\$ 103.02	\$ 104.57	\$ 106.14	\$ 107.73	\$ 109.34	\$ 110.98	\$ 112.09	\$ 113.78
84	Network Technician (Senior)	\$ 139.57	\$ 141.66	\$ 143.79	\$ 145.95	\$ 148.13	\$ 150.36	\$ 152.61	\$ 154.90	\$ 156.45	\$ 158.80
43	Office Automation Specialist	\$ 250.00	\$ 253.75	\$ 257.56	\$ 261.42	\$ 265.34	\$ 269.32	\$ 273.36	\$ 277.46	\$ 280.24	\$ 284.44
36	Operations Research Analyst (Senior)	\$ 250.00	\$ 253.75	\$ 257.56	\$ 261.42	\$ 265.34	\$ 269.32	\$ 273.36	\$ 277.46	\$ 280.24	\$ 284.44
108	Operator Level I	\$ 100.00	\$ 101.50	\$ 103.02	\$ 104.57	\$ 106.14	\$ 107.73	\$ 109.34	\$ 110.98	\$ 112.09	\$ 113.78
107	Operator Level II	\$ 100.00	\$ 101.50	\$ 103.02	\$ 104.57	\$ 106.14	\$ 107.73	\$ 109.34	\$ 110.98	\$ 112.09	\$ 113.78
109	Photographer	\$ 250.00	\$ 253.75	\$ 257.56	\$ 261.42	\$ 265.34	\$ 269.32	\$ 273.36	\$ 277.46	\$ 280.24	\$ 284.44
39	Planner, Information Technology (Senior)	\$ 250.00	\$ 253.75	\$ 257.56	\$ 261.42	\$ 265.34	\$ 269.32	\$ 273.36	\$ 277.46	\$ 280.24	\$ 284.44
58	Program Administration Specialist	\$ 250.00	\$ 253.75	\$ 257.56	\$ 261.42	\$ 265.34	\$ 269.32	\$ 273.36	\$ 277.46	\$ 280.24	\$ 284.44
1	Program Manager	\$ 250.00	\$ 253.75	\$ 257.56	\$ 261.42	\$ 265.34	\$ 269.32	\$ 273.36	\$ 277.46	\$ 280.24	\$ 284.44
57	Project Control Specialist	\$ 250.00	\$ 253.75	\$ 257.56	\$ 261.42	\$ 265.34	\$ 269.32	\$ 273.36	\$ 277.46	\$ 280.24	\$ 284.44
2	Project Manager	\$ 250.00	\$ 253.75	\$ 257.56	\$ 261.42	\$ 265.34	\$ 269.32	\$ 273.36	\$ 277.46	\$ 280.24	\$ 284.44
25	Quality Assurance Consultant (Senior)	\$ 250.00	\$ 253.75	\$ 257.56	\$ 261.42	\$ 265.34	\$ 269.32	\$ 273.36	\$ 277.46	\$ 280.24	\$ 284.44
24	Quality Assurance Manager	\$ 250.00	\$ 253.75	\$ 257.56	\$ 261.42	\$ 265.34	\$ 269.32	\$ 273.36	\$ 277.46	\$ 280.24	\$ 284.44
26	Quality Assurance Specialist	\$ 250.00	\$ 253.75	\$ 257.56	\$ 261.42	\$ 265.34	\$ 269.32	\$ 273.36	\$ 277.46	\$ 280.24	\$ 284.44
71	Risk Assessment Consultant (Senior)	\$ 250.00	\$ 253.75	\$ 257.56	\$ 261.42	\$ 265.34	\$ 269.32	\$ 273.36	\$ 277.46	\$ 280.24	\$ 284.44
49	Security, Computer Systems Specialist	\$ 142.86	\$ 145.00	\$ 147.18	\$ 149.39	\$ 151.63	\$ 153.90	\$ 156.21	\$ 158.55	\$ 160.14	\$ 162.54
50	Security, Data Specialist	\$ 250.00	\$ 253.75	\$ 257.56	\$ 261.42	\$ 265.34	\$ 269.32	\$ 273.36	\$ 277.46	\$ 280.24	\$ 284.44
4	Subject Matter Expert	\$ 250.00	\$ 253.75	\$ 257.56	\$ 261.42	\$ 265.34	\$ 269.32	\$ 273.36	\$ 277.46	\$ 280.24	\$ 284.44

Expert Consultants Inc  
Joanna Sutphin/Marcia Wedemeyer  
9099 Ridgefield Drive Suite 201  
Frederick MD 21701  
240 379 7633 Office  
301 658 6434 Fax

Attachment F - Price Form A1

  
 AUTHORIZED SIGNATURE  
 TITLE  
 Contracts Admin


Consulting and Technical Services Plus (CATS+) - Expansion Window #2  
Labor Rates

Attachment F-A1- Labor Rate Schedule											
Record the fully loaded, all inclusive hourly labor rates chargeable during each contract year for the labor categories delineated and defined in Section 2.10 of the RFP											
#	LABOR CATEGORY	HOURLY LABOR RATES CONTRACT YEAR*									
		Year 1	Year 2	Year 3	Year 4	Year 5	Year 6	Year 7	Year 8	Year 9	Year 10
3	Subject Matter Expert (Senior)	\$ 250.00	\$ 253.75	\$ 257.56	\$ 261.42	\$ 265.34	\$ 269.32	\$ 273.36	\$ 277.46	\$ 281.62	\$ 284.44
94	Systems Analyst, Wireless	\$ 250.00	\$ 253.75	\$ 257.56	\$ 261.42	\$ 265.34	\$ 269.32	\$ 273.36	\$ 277.46	\$ 281.62	\$ 284.44
53	System Security Research Analyst	\$ 250.00	\$ 253.75	\$ 257.56	\$ 261.42	\$ 265.34	\$ 269.32	\$ 273.36	\$ 277.46	\$ 281.62	\$ 284.44
51	Systems Security Specialist	\$ 170.77	\$ 173.33	\$ 175.93	\$ 178.57	\$ 181.25	\$ 183.97	\$ 186.73	\$ 189.53	\$ 192.37	\$ 194.29
48	Systems Security Specialist (Senior)	\$ 203.61	\$ 206.66	\$ 209.76	\$ 212.91	\$ 216.10	\$ 219.35	\$ 222.64	\$ 225.98	\$ 229.37	\$ 231.66
78	Telecommunications Consultant (Senior)	\$ 250.00	\$ 253.75	\$ 257.56	\$ 261.42	\$ 265.34	\$ 269.32	\$ 273.36	\$ 277.46	\$ 281.62	\$ 284.44
77	Telecommunications Engineer	\$ 250.00	\$ 253.75	\$ 257.56	\$ 261.42	\$ 265.34	\$ 269.32	\$ 273.36	\$ 277.46	\$ 281.62	\$ 284.44
76	Telecommunications Engineer (Senior)	\$ 250.00	\$ 253.75	\$ 257.56	\$ 261.42	\$ 265.34	\$ 269.32	\$ 273.36	\$ 277.46	\$ 281.62	\$ 284.44
79	Telecommunications, System Analyst	\$ 250.00	\$ 253.75	\$ 257.56	\$ 261.42	\$ 265.34	\$ 269.32	\$ 273.36	\$ 277.46	\$ 281.62	\$ 284.44
27	Testing Specialist	\$ 250.00	\$ 253.75	\$ 257.56	\$ 261.42	\$ 265.34	\$ 269.32	\$ 273.36	\$ 277.46	\$ 281.62	\$ 284.44
28	Training Specialist/Instructor	\$ 250.00	\$ 253.75	\$ 257.56	\$ 261.42	\$ 265.34	\$ 269.32	\$ 273.36	\$ 277.46	\$ 281.62	\$ 284.44
56	Writer/Editor, Technical	\$ 250.00	\$ 253.75	\$ 257.56	\$ 261.42	\$ 265.34	\$ 269.32	\$ 273.36	\$ 277.46	\$ 281.62	\$ 284.44

\* Contract year one begins on the date of contract award and continues for one year, contract year two begins one year after contract award and continues one year, etc.

Expert Consultants Inc  
Joanna Sutphin/Marcia Wedemeyer  
9099 Ridgefield Drive Suite 201  
Frederick MD 21701  
240 379 7633 Office  
301 658 6434 Fax

Attachment F - Price Form A1

  
 AUTHORIZED SIGNATURE  
 COO/VP  
 TITLE  
 Marcia Wedemeyer - Contracts Administrator

Consulting and Technical Services Plus (CATS+) - Expansion Window #2  
 Commision Only Pricing

	Table F-A2, Commission Only Percentage for Telecommunication Audits (as defined in 2.3.9.1)									
	COMMISSION ONLY PERCENTAGE CONTRACT YEAR*									
	Year 1	Year 2	Year 3	Year 4	Year 5	Year 6	Year 7	Year 8	Year 9	Year 10
Commission Only Percentage	Offeror Percentage	Offeror Percentage	Offeror Percentage	Offeror Percentage	Offeror Percentage	Offeror Percentage	Offeror Percentage	Offeror Percentage	Offeror Percentage	Offeror Percentage
	0	0	0	0	0	0	0	0	0	0

\* Contract year one begins on the date of contract award and continues for one year, contract year two begins one year after contract award and continues one year, etc.

COMPANY NAME: Expert Consultants Inc  
 CONTRACT POC: Joanna Sutphin/Marcia Wedemeyer  
 ADDRESS: 9099 Ridgefield Drive Suite 201  
 Frederick MD 21701  
 240 379 7633  
 PHONE NUMBER: 301 658 6434  
 FAX NUMBER: 52 197 1735

FEIN: 52-197-1735

*Joanna Sutphin*  
 AUTHORIZED SIGNATURE  
*COO / VP Finance*  
 TITLE

*Marcia Wedemeyer*  
 Contracts Administrator