


Consulting and Technical Services Plus (CATS+) - Expansion Window #2  
Labor Rates

<b>Attachment F-A1- Labor Rate Schedule</b>											
Record the fully loaded, all inclusive hourly labor rates chargeable during each contract year for the labor categories delineated and defined in Section 2.10 of the RFP											
#	LABOR CATEGORY	HOURLY LABOR RATES CONTRACT YEAR*									
		Year 1	Year 2	Year 3	Year 4	Year 5	Year 6	Year 7	Year 8	Year 9	Year 10
		Offeror Price	Offeror Price	Offeror Price	Offeror Price	Offeror Price	Offeror Price	Offeror Price	Offeror Price	Offeror Price	Offeror Price
66	Accountant, Cost (Senior)	\$ 193.00	\$ 199.00	\$ 205.00	\$ 211.15	\$ 217.15	\$ 223.15	\$ 229.15	\$ 235.15	\$ 241.15	\$ 247.15
47	Administrator, Systems	\$ 155.00	\$ 159.65	\$ 164.44	\$ 169.37	\$ 174.45	\$ 179.69	\$ 185.08	\$ 190.63	\$ 196.35	\$ 202.24
5	Analyst, Computer Software/Integration (Senior)	\$ 193.00	\$ 198.79	\$ 204.75	\$ 210.90	\$ 217.22	\$ 223.74	\$ 230.45	\$ 237.37	\$ 244.49	\$ 251.82
9	Analyst, Computer Systems (Junior)	\$ 174.00	\$ 179.22	\$ 184.60	\$ 190.13	\$ 195.84	\$ 201.71	\$ 207.77	\$ 214.00	\$ 220.42	\$ 227.03
8	Analyst, Computer Systems (Senior)	\$ 187.00	\$ 192.61	\$ 198.39	\$ 204.34	\$ 210.47	\$ 216.78	\$ 223.29	\$ 229.99	\$ 236.89	\$ 243.99
68	Analyst, Financial	\$ 183.00	\$ 188.49	\$ 194.14	\$ 199.97	\$ 205.97	\$ 212.15	\$ 218.51	\$ 225.07	\$ 231.82	\$ 238.77
67	Analyst, Financial (Senior)	\$ 193.00	\$ 198.79	\$ 204.75	\$ 210.90	\$ 217.22	\$ 223.74	\$ 230.45	\$ 237.37	\$ 244.49	\$ 251.82
54	Analyst, Research	\$ 174.00	\$ 179.22	\$ 184.60	\$ 190.13	\$ 195.84	\$ 201.71	\$ 207.77	\$ 214.00	\$ 220.42	\$ 227.03
37	Analyst, Systems (Senior)	\$ 193.00	\$ 198.79	\$ 204.75	\$ 210.90	\$ 217.22	\$ 223.74	\$ 230.45	\$ 237.37	\$ 244.49	\$ 251.82
17	Application Developer, Advanced Technology	\$ 193.00	\$ 198.79	\$ 204.75	\$ 210.90	\$ 217.22	\$ 223.74	\$ 230.45	\$ 237.37	\$ 244.49	\$ 251.82
16	Application Developer, Advanced Technology (Senior)	\$ 229.00	\$ 235.87	\$ 242.95	\$ 250.23	\$ 257.74	\$ 265.47	\$ 273.44	\$ 281.64	\$ 290.09	\$ 298.79
11	Applications Development Expert	\$ 240.00	\$ 247.20	\$ 254.62	\$ 262.25	\$ 270.12	\$ 278.23	\$ 286.57	\$ 295.17	\$ 304.02	\$ 313.15
10	Applications Programmer	\$ 193.00	\$ 198.79	\$ 204.75	\$ 210.90	\$ 217.22	\$ 223.74	\$ 230.45	\$ 237.37	\$ 244.49	\$ 251.82
92	Archeologist /Historic Preservation Specialist	\$ 174.00	\$ 179.22	\$ 184.60	\$ 190.13	\$ 195.84	\$ 201.71	\$ 207.77	\$ 214.00	\$ 220.42	\$ 227.03
40	Architect, Application (Senior)	\$ 216.00	\$ 222.48	\$ 229.15	\$ 236.03	\$ 243.11	\$ 250.40	\$ 257.92	\$ 265.65	\$ 273.62	\$ 281.83
38	Architect, Information Technology (Senior)	\$ 210.00	\$ 216.30	\$ 222.79	\$ 229.47	\$ 236.36	\$ 243.45	\$ 250.75	\$ 258.27	\$ 266.02	\$ 274.00
61	Architect, Internet/Web	\$ 216.00	\$ 222.48	\$ 229.15	\$ 236.03	\$ 243.11	\$ 250.40	\$ 257.92	\$ 265.65	\$ 273.62	\$ 281.83
63	Architect, Systems (Senior)	\$ 193.00	\$ 198.79	\$ 204.75	\$ 210.90	\$ 217.22	\$ 223.74	\$ 230.45	\$ 237.37	\$ 244.49	\$ 251.82
64	Architect, Systems Design	\$ 193.00	\$ 198.79	\$ 204.75	\$ 210.90	\$ 217.22	\$ 223.74	\$ 230.45	\$ 237.37	\$ 244.49	\$ 251.82
93	Architectural Historian	\$ 187.00	\$ 192.61	\$ 198.39	\$ 204.34	\$ 210.47	\$ 216.78	\$ 223.29	\$ 229.99	\$ 236.89	\$ 243.99
110	Audit Manager	\$ 226.00	\$ 232.78	\$ 239.76	\$ 246.96	\$ 254.36	\$ 262.00	\$ 269.86	\$ 277.95	\$ 286.29	\$ 294.88
111	Audit Supervisor	\$ 213.00	\$ 219.39	\$ 225.97	\$ 232.75	\$ 239.73	\$ 246.93	\$ 254.33	\$ 261.96	\$ 269.82	\$ 277.92
69	Auditor, IT (Senior)	\$ 207.00	\$ 213.21	\$ 219.61	\$ 226.19	\$ 232.98	\$ 239.97	\$ 247.17	\$ 254.58	\$ 262.22	\$ 270.09
112	Auditor, Lead	\$ 187.00	\$ 192.61	\$ 198.39	\$ 204.34	\$ 210.47	\$ 216.78	\$ 223.29	\$ 229.99	\$ 236.89	\$ 243.99
70	Auditor (Senior)	\$ 207.00	\$ 213.21	\$ 219.61	\$ 226.19	\$ 232.98	\$ 239.97	\$ 247.17	\$ 254.58	\$ 262.22	\$ 270.09
113	Auditor, Staff	\$ 177.00	\$ 182.31	\$ 187.78	\$ 193.41	\$ 199.22	\$ 205.19	\$ 211.35	\$ 217.69	\$ 224.22	\$ 230.94
72	Business Process Consultant (Senior)	\$ 193.00	\$ 198.79	\$ 204.75	\$ 210.90	\$ 217.22	\$ 223.74	\$ 230.45	\$ 237.37	\$ 244.49	\$ 251.82
62	Computer Graphics Illustrator	\$ 168.00	\$ 173.04	\$ 178.23	\$ 183.58	\$ 189.09	\$ 194.76	\$ 200.60	\$ 206.62	\$ 212.82	\$ 219.20
34	Computer Operations Center Specialist	\$ 149.00	\$ 153.47	\$ 158.07	\$ 162.82	\$ 167.70	\$ 172.73	\$ 177.91	\$ 183.25	\$ 188.75	\$ 194.41
35	Computer Operations Research Analyst	\$ 168.00	\$ 173.04	\$ 178.23	\$ 183.58	\$ 189.09	\$ 194.76	\$ 200.60	\$ 206.62	\$ 212.82	\$ 219.20
42	Computer Operator	\$ 149.00	\$ 153.47	\$ 158.07	\$ 162.82	\$ 167.70	\$ 172.73	\$ 177.91	\$ 183.25	\$ 188.75	\$ 194.41
41	Computer Operator (Senior)	\$ 183.00	\$ 188.49	\$ 194.14	\$ 199.97	\$ 205.97	\$ 212.15	\$ 218.51	\$ 225.07	\$ 231.82	\$ 238.77
15	Computer Programmer (Junior)	\$ 174.00	\$ 179.22	\$ 184.60	\$ 190.13	\$ 195.84	\$ 201.71	\$ 207.77	\$ 214.00	\$ 220.42	\$ 227.03


COMPANY: JY Systems LLC  
POC: Joshua Glantz  
ADDRESS: 2742 Ridge Rd  
Windsor Mill, MD 21244



Consulting and Technical Services Plus (CATS+) - Expansion Window #2  
Labor Rates

Attachment F-A1- Labor Rate Schedule											
Record the fully loaded, all inclusive hourly labor rates chargeable during each contract year for the labor categories delineated and defined in Section 2.10 of the RFP											
#	LABOR CATEGORY	HOURLY LABOR RATES CONTRACT YEAR*									
		Year 1	Year 2	Year 3	Year 4	Year 5	Year 6	Year 7	Year 8	Year 9	Year 10
14	Computer Programmer (Senior)	\$ 195.00	\$ 200.85	\$ 206.88	\$ 213.08	\$ 219.47	\$ 226.06	\$ 232.84	\$ 239.83	\$ 247.02	\$ 254.43
7	Computer Specialist	\$ 168.00	\$ 173.04	\$ 178.23	\$ 183.58	\$ 189.09	\$ 194.76	\$ 200.60	\$ 206.62	\$ 212.82	\$ 219.20
6	Computer Specialist (Senior)	\$ 183.00	\$ 188.49	\$ 194.14	\$ 199.97	\$ 205.97	\$ 212.15	\$ 218.51	\$ 225.07	\$ 231.82	\$ 238.77
13	Computer Systems Programmer	\$ 177.00	\$ 182.31	\$ 187.78	\$ 193.41	\$ 199.22	\$ 205.19	\$ 211.35	\$ 217.69	\$ 224.22	\$ 230.94
12	Computer Systems Programmer (Senior)	\$ 193.00	\$ 198.79	\$ 204.75	\$ 210.90	\$ 217.22	\$ 223.74	\$ 230.45	\$ 237.37	\$ 244.49	\$ 251.82
23	Database Management Specialist (Junior)	\$ 174.00	\$ 179.22	\$ 184.60	\$ 190.13	\$ 195.84	\$ 201.71	\$ 207.77	\$ 214.00	\$ 220.42	\$ 227.03
22	Database Management Specialist (Senior)	\$ 183.00	\$ 188.49	\$ 194.14	\$ 199.97	\$ 205.97	\$ 212.15	\$ 218.51	\$ 225.07	\$ 231.82	\$ 238.77
21	Database Manager	\$ 187.00	\$ 192.61	\$ 198.39	\$ 204.34	\$ 210.47	\$ 216.78	\$ 223.29	\$ 229.99	\$ 236.89	\$ 243.99
55	Documentation Specialist	\$ 168.00	\$ 173.04	\$ 178.23	\$ 183.58	\$ 189.09	\$ 194.76	\$ 200.60	\$ 206.62	\$ 212.82	\$ 219.20
97	Electrician, Journeyman	\$ 168.00	\$ 173.04	\$ 178.23	\$ 183.58	\$ 189.09	\$ 194.76	\$ 200.60	\$ 206.62	\$ 212.82	\$ 219.20
96	Electrician, Licensed Master	\$ 210.00	\$ 216.30	\$ 222.79	\$ 229.47	\$ 236.36	\$ 243.45	\$ 250.75	\$ 258.27	\$ 266.02	\$ 274.00
99	Electricians Helper	\$ 149.00	\$ 153.47	\$ 158.07	\$ 162.82	\$ 167.70	\$ 172.73	\$ 177.91	\$ 183.25	\$ 188.75	\$ 194.41
101	Engineer, Facility Operations	\$ 187.00	\$ 192.61	\$ 198.39	\$ 204.34	\$ 210.47	\$ 216.78	\$ 223.29	\$ 229.99	\$ 236.89	\$ 243.99
19	Engineer, Information	\$ 177.00	\$ 182.31	\$ 187.78	\$ 193.41	\$ 199.22	\$ 205.19	\$ 211.35	\$ 217.69	\$ 224.22	\$ 230.94
18	Engineer, Information (Senior)	\$ 213.00	\$ 219.39	\$ 225.97	\$ 232.75	\$ 239.73	\$ 246.93	\$ 254.33	\$ 261.96	\$ 269.82	\$ 277.92
52	Engineer, Information Security	\$ 187.00	\$ 192.61	\$ 198.39	\$ 204.34	\$ 210.47	\$ 216.78	\$ 223.29	\$ 229.99	\$ 236.89	\$ 243.99
33	Engineer, Interdisciplinary	\$ 177.00	\$ 182.31	\$ 187.78	\$ 193.41	\$ 199.22	\$ 205.19	\$ 211.35	\$ 217.69	\$ 224.22	\$ 230.94
32	Engineer, Interdisciplinary (Senior)	\$ 213.00	\$ 219.39	\$ 225.97	\$ 232.75	\$ 239.73	\$ 246.93	\$ 254.33	\$ 261.96	\$ 269.82	\$ 277.92
82	Engineer, Network (Junior)	\$ 174.00	\$ 179.22	\$ 184.60	\$ 190.13	\$ 195.84	\$ 201.71	\$ 207.77	\$ 214.00	\$ 220.42	\$ 227.03
81	Engineer, Network (Senior)	\$ 187.00	\$ 192.61	\$ 198.39	\$ 204.34	\$ 210.47	\$ 216.78	\$ 223.29	\$ 229.99	\$ 236.89	\$ 243.99
86	Engineer, Network Security	\$ 193.00	\$ 198.79	\$ 204.75	\$ 210.90	\$ 217.22	\$ 223.74	\$ 230.45	\$ 237.37	\$ 244.49	\$ 251.82
95	Engineer, Radio Frequency	\$ 187.00	\$ 192.61	\$ 198.39	\$ 204.34	\$ 210.47	\$ 216.78	\$ 223.29	\$ 229.99	\$ 236.89	\$ 243.99
31	Engineer, Software	\$ 177.00	\$ 182.31	\$ 187.78	\$ 193.41	\$ 199.22	\$ 205.19	\$ 211.35	\$ 217.69	\$ 224.22	\$ 230.94
101	Engineer, Stationary	\$ 187.00	\$ 192.61	\$ 198.39	\$ 204.34	\$ 210.47	\$ 216.78	\$ 223.29	\$ 229.99	\$ 236.89	\$ 243.99
30	Engineer, Systems	\$ 177.00	\$ 182.31	\$ 187.78	\$ 193.41	\$ 199.22	\$ 205.19	\$ 211.35	\$ 217.69	\$ 224.22	\$ 230.94
29	Engineer, Systems (Senior)	\$ 207.00	\$ 213.21	\$ 219.61	\$ 226.19	\$ 232.98	\$ 239.97	\$ 247.17	\$ 254.58	\$ 262.22	\$ 270.09
65	Engineer, Systems Design	\$ 187.00	\$ 192.61	\$ 198.39	\$ 204.34	\$ 210.47	\$ 216.78	\$ 223.29	\$ 229.99	\$ 236.89	\$ 243.99
99	Facilities Engineering Manager	\$ 207.00	\$ 213.21	\$ 219.61	\$ 226.19	\$ 232.98	\$ 239.97	\$ 247.17	\$ 254.58	\$ 262.22	\$ 270.09
105	Facilities Specialist Level I	\$ 149.00	\$ 153.47	\$ 158.07	\$ 162.82	\$ 167.70	\$ 172.73	\$ 177.91	\$ 183.25	\$ 188.75	\$ 194.41
104	Facilities Specialist Level II	\$ 168.00	\$ 173.04	\$ 178.23	\$ 183.58	\$ 189.09	\$ 194.76	\$ 200.60	\$ 206.62	\$ 212.82	\$ 219.20
103	Facilities Specialist Level III	\$ 177.00	\$ 182.31	\$ 187.78	\$ 193.41	\$ 199.22	\$ 205.19	\$ 211.35	\$ 217.69	\$ 224.22	\$ 230.94
102	Facilities Specialist, Lead	\$ 187.00	\$ 192.61	\$ 198.39	\$ 204.34	\$ 210.47	\$ 216.78	\$ 223.29	\$ 229.99	\$ 236.89	\$ 243.99
106	Facility Operations Supervisor	\$ 187.00	\$ 192.61	\$ 198.39	\$ 204.34	\$ 210.47	\$ 216.78	\$ 223.29	\$ 229.99	\$ 236.89	\$ 243.99
90	Geographic Information Systems (GIS) Analyst	\$ 168.00	\$ 173.04	\$ 178.23	\$ 183.58	\$ 189.09	\$ 194.76	\$ 200.60	\$ 206.62	\$ 212.82	\$ 219.20
91	Geographic Information Systems Specialist	\$ 168.00	\$ 173.04	\$ 178.23	\$ 183.58	\$ 189.09	\$ 194.76	\$ 200.60	\$ 206.62	\$ 212.82	\$ 219.20


COMPANY: JY Systems LLC  
POC: Joshua Glantz  
ADDRESS: 2742 Ridge Rd  
Windsor Mill, MD 21244



Consulting and Technical Services Plus (CATS+) - Expansion Window #2  
Labor Rates

Attachment F-A1- Labor Rate Schedule											
Record the fully loaded, all inclusive hourly labor rates chargeable during each contract year for the labor categories delineated and defined in Section 2.10 of the RFP											
#	LABOR CATEGORY	HOURLY LABOR RATES CONTRACT YEAR*									
		Year 1	Year 2	Year 3	Year 4	Year 5	Year 6	Year 7	Year 8	Year 9	Year 10
88	Geographic Information Systems Technician I	\$ 168.00	\$ 173.04	\$ 178.23	\$ 183.58	\$ 189.09	\$ 194.76	\$ 200.60	\$ 206.62	\$ 212.82	\$ 219.20
87	Geographic Information Systems Technician II	\$ 177.00	\$ 182.31	\$ 187.78	\$ 193.41	\$ 199.22	\$ 205.19	\$ 211.35	\$ 217.69	\$ 224.22	\$ 230.94
89	Geographic Information Systems Technician Trainee	\$ 149.00	\$ 153.47	\$ 158.07	\$ 162.82	\$ 167.70	\$ 172.73	\$ 177.91	\$ 183.25	\$ 188.75	\$ 194.41
	GeoSpatial Web Developer (Mid-level)	\$ 187.00	\$ 192.61	\$ 198.39	\$ 204.34	\$ 210.47	\$ 216.78	\$ 223.29	\$ 229.99	\$ 236.89	\$ 243.99
	GeoSpatial Web Developer (Senior)	\$ 210.00	\$ 216.30	\$ 222.79	\$ 229.47	\$ 236.36	\$ 243.45	\$ 250.75	\$ 258.27	\$ 266.02	\$ 274.00
73	Group Facilitator (Senior)	\$ 210.00	\$ 216.30	\$ 222.79	\$ 229.47	\$ 236.36	\$ 243.45	\$ 250.75	\$ 258.27	\$ 266.02	\$ 274.00
44	Help Desk Manager	\$ 174.00	\$ 179.22	\$ 184.60	\$ 190.13	\$ 195.84	\$ 201.71	\$ 207.77	\$ 214.00	\$ 220.42	\$ 227.03
46	Help Desk Specialist (Junior)	\$ 155.00	\$ 159.65	\$ 164.44	\$ 169.37	\$ 174.45	\$ 179.69	\$ 185.08	\$ 190.63	\$ 196.35	\$ 202.24
45	Help Desk Specialist (Senior)	\$ 163.00	\$ 167.89	\$ 172.93	\$ 178.11	\$ 183.46	\$ 188.96	\$ 194.63	\$ 200.47	\$ 206.48	\$ 212.68
60	Internet/Intranet Site Developer (Junior)	\$ 187.00	\$ 192.61	\$ 198.39	\$ 204.34	\$ 210.47	\$ 216.78	\$ 223.29	\$ 229.99	\$ 236.89	\$ 243.99
59	Internet/Intranet Site Developer (Senior)	\$ 210.00	\$ 216.30	\$ 222.79	\$ 229.47	\$ 236.36	\$ 243.45	\$ 250.75	\$ 258.27	\$ 266.02	\$ 274.00
20	IT Professional (Senior)	\$ 187.00	\$ 192.61	\$ 198.39	\$ 204.34	\$ 210.47	\$ 216.78	\$ 223.29	\$ 229.99	\$ 236.89	\$ 243.99
75	Market Research Consultant (Senior)	\$ 236.00	\$ 243.08	\$ 250.37	\$ 257.88	\$ 265.62	\$ 273.59	\$ 281.80	\$ 290.25	\$ 298.96	\$ 307.93
74	Marketing Consultant (Senior)	\$ 236.00	\$ 243.08	\$ 250.37	\$ 257.88	\$ 265.62	\$ 273.59	\$ 281.80	\$ 290.25	\$ 298.96	\$ 307.93
83	Network Administrator	\$ 168.00	\$ 173.04	\$ 178.23	\$ 183.58	\$ 189.09	\$ 194.76	\$ 200.60	\$ 206.62	\$ 212.82	\$ 219.20
80	Network Manager	\$ 210.00	\$ 216.30	\$ 222.79	\$ 229.47	\$ 236.36	\$ 243.45	\$ 250.75	\$ 258.27	\$ 266.02	\$ 274.00
85	Network Technician (Junior )	\$ 149.00	\$ 153.47	\$ 158.07	\$ 162.82	\$ 167.70	\$ 172.73	\$ 177.91	\$ 183.25	\$ 188.75	\$ 194.41
84	Network Technician (Senior)	\$ 157.00	\$ 161.71	\$ 166.56	\$ 171.56	\$ 176.70	\$ 182.01	\$ 187.47	\$ 193.09	\$ 198.88	\$ 204.85
43	Office Automation Specialist	\$ 187.00	\$ 192.61	\$ 198.39	\$ 204.34	\$ 210.47	\$ 216.78	\$ 223.29	\$ 229.99	\$ 236.89	\$ 243.99
36	Operations Research Analyst (Senior)	\$ 210.00	\$ 216.30	\$ 222.79	\$ 229.47	\$ 236.36	\$ 243.45	\$ 250.75	\$ 258.27	\$ 266.02	\$ 274.00
108	Operator Level I	\$ 149.00	\$ 153.47	\$ 158.07	\$ 162.82	\$ 167.70	\$ 172.73	\$ 177.91	\$ 183.25	\$ 188.75	\$ 194.41
107	Operator Level II	\$ 157.00	\$ 161.71	\$ 166.56	\$ 171.56	\$ 176.70	\$ 182.01	\$ 187.47	\$ 193.09	\$ 198.88	\$ 204.85
109	Photographer	\$ 187.00	\$ 192.61	\$ 198.39	\$ 204.34	\$ 210.47	\$ 216.78	\$ 223.29	\$ 229.99	\$ 236.89	\$ 243.99
39	Planner, Information Technology (Senior)	\$ 210.00	\$ 216.30	\$ 222.79	\$ 229.47	\$ 236.36	\$ 243.45	\$ 250.75	\$ 258.27	\$ 266.02	\$ 274.00
58	Program Administration Specialist	\$ 168.00	\$ 173.04	\$ 178.23	\$ 183.58	\$ 189.09	\$ 194.76	\$ 200.60	\$ 206.62	\$ 212.82	\$ 219.20
1	Program Manager	\$ 245.00	\$ 252.35	\$ 259.92	\$ 267.72	\$ 275.75	\$ 284.02	\$ 292.54	\$ 301.32	\$ 310.36	\$ 319.67
57	Project Control Specialist	\$ 157.00	\$ 161.71	\$ 166.56	\$ 171.56	\$ 176.70	\$ 182.01	\$ 187.47	\$ 193.09	\$ 198.88	\$ 204.85
2	Project Manager	\$ 210.00	\$ 216.30	\$ 222.79	\$ 229.47	\$ 236.36	\$ 243.45	\$ 250.75	\$ 258.27	\$ 266.02	\$ 274.00
25	Quality Assurance Consultant (Senior)	\$ 197.00	\$ 202.91	\$ 209.00	\$ 215.27	\$ 221.73	\$ 228.38	\$ 235.23	\$ 242.29	\$ 249.55	\$ 257.04
24	Quality Assurance Manager	\$ 177.00	\$ 182.31	\$ 187.78	\$ 193.41	\$ 199.22	\$ 205.19	\$ 211.35	\$ 217.69	\$ 224.22	\$ 230.94
26	Quality Assurance Specialist	\$ 168.00	\$ 173.04	\$ 178.23	\$ 183.58	\$ 189.09	\$ 194.76	\$ 200.60	\$ 206.62	\$ 212.82	\$ 219.20
71	Risk Assessment Consultant (Senior)	\$ 210.00	\$ 216.30	\$ 222.79	\$ 229.47	\$ 236.36	\$ 243.45	\$ 250.75	\$ 258.27	\$ 266.02	\$ 274.00
49	Security, Computer Systems Specialist	\$ 187.00	\$ 192.61	\$ 198.39	\$ 204.34	\$ 210.47	\$ 216.78	\$ 223.29	\$ 229.99	\$ 236.89	\$ 243.99
50	Security, Data Specialist	\$ 210.00	\$ 216.30	\$ 222.79	\$ 229.47	\$ 236.36	\$ 243.45	\$ 250.75	\$ 258.27	\$ 266.02	\$ 274.00
4	Subject Matter Expert	\$ 216.00	\$ 222.48	\$ 229.15	\$ 236.03	\$ 243.11	\$ 250.40	\$ 257.92	\$ 265.65	\$ 273.62	\$ 281.83

COMPANY: JY Systems LLC  
POC: Joshua Glantz  
ADDRESS: 2742 Ridge Rd  
Windsor Mill, MD 21244



Consulting and Technical Services Plus (CATS+) - Expansion Window #2  
Labor Rates

Attachment F-A1- Labor Rate Schedule											
Record the fully loaded, all inclusive hourly labor rates chargeable during each contract year for the labor categories delineated and defined in Section 2.10 of the RFP											
#	LABOR CATEGORY	HOURLY LABOR RATES CONTRACT YEAR*									
		Year 1	Year 2	Year 3	Year 4	Year 5	Year 6	Year 7	Year 8	Year 9	Year 10
3	Subject Matter Expert (Senior)	\$ 258.00	\$ 265.74	\$ 273.71	\$ 281.92	\$ 290.38	\$ 299.09	\$ 308.07	\$ 317.31	\$ 326.83	\$ 336.63
94	Systems Analyst, Wireless	\$ 187.00	\$ 192.61	\$ 198.39	\$ 204.34	\$ 210.47	\$ 216.78	\$ 223.29	\$ 229.99	\$ 236.89	\$ 243.99
53	System Security Research Analyst	\$ 187.00	\$ 192.61	\$ 198.39	\$ 204.34	\$ 210.47	\$ 216.78	\$ 223.29	\$ 229.99	\$ 236.89	\$ 243.99
51	Systems Security Specialist	\$ 210.00	\$ 216.30	\$ 222.79	\$ 229.47	\$ 236.36	\$ 243.45	\$ 250.75	\$ 258.27	\$ 266.02	\$ 274.00
48	Systems Security Specialist (Senior)	\$ 210.00	\$ 216.30	\$ 222.79	\$ 229.47	\$ 236.36	\$ 243.45	\$ 250.75	\$ 258.27	\$ 266.02	\$ 274.00
78	Telecommunications Consultant (Senior)	\$ 280.00	\$ 288.40	\$ 297.05	\$ 305.96	\$ 315.14	\$ 324.60	\$ 334.33	\$ 344.36	\$ 354.70	\$ 365.34
77	Telecommunications Engineer	\$ 187.00	\$ 192.61	\$ 198.39	\$ 204.34	\$ 210.47	\$ 216.78	\$ 223.29	\$ 229.99	\$ 236.89	\$ 243.99
76	Telecommunications Engineer (Senior)	\$ 210.00	\$ 216.30	\$ 222.79	\$ 229.47	\$ 236.36	\$ 243.45	\$ 250.75	\$ 258.27	\$ 266.02	\$ 274.00
79	Telecommunications, System Analyst	\$ 187.00	\$ 192.61	\$ 198.39	\$ 204.34	\$ 210.47	\$ 216.78	\$ 223.29	\$ 229.99	\$ 236.89	\$ 243.99
27	Testing Specialist	\$ 168.00	\$ 173.04	\$ 178.23	\$ 183.58	\$ 189.09	\$ 194.76	\$ 200.60	\$ 206.62	\$ 212.82	\$ 219.20
28	Training Specialist/Instructor	\$ 210.00	\$ 216.30	\$ 222.79	\$ 229.47	\$ 236.36	\$ 243.45	\$ 250.75	\$ 258.27	\$ 266.02	\$ 274.00
56	Writer/Editor, Technical	\$ 149.00	\$ 153.47	\$ 158.07	\$ 162.82	\$ 167.70	\$ 172.73	\$ 177.91	\$ 183.25	\$ 188.75	\$ 194.41
								\$	-		

\* Contract year one begins on the date of contract award and continues for one year, contract year two begins one year after contract award and continues one year, etc.

COMPANY: JY Systems LLC  
POC: Joshua Glantz  
ADDRESS: 2742 Ridge Rd  
Windsor Mill, MD 21244

