

PHASE 4: REQUIREMENTS ANALYSIS PHASE

The Requirements Analysis Phase begins when the previous phase objectives have been achieved. Documentation related to user requirements from the Concept Development Phase and the Planning Phase shall be used as the basis for further user needs analysis and the development of detailed requirements. Multiple-release projects require only one iteration of the Requirements Analysis Phase, which should involve requirements definition for all planned releases.

1.0 OBJECTIVE/GOALS

Objectives

Successful completion of the Requirements Analysis Phase should comprise:

- Definition of approved requirements
- Creation of the Functional Requirements Document (FRD) and Requirements Traceability Matrix (RTM)
- Development of planned test activities
- Performance of needed procurement activities
- Approval to progress to the Design Phase

Goals

The purpose of the Requirements Analysis Phase is to transform the needs and high-level requirements specified in earlier phases into unambiguous (measurable and testable), traceable, complete, consistent, and stakeholder-approved requirements. During the Requirements Analysis Phase, the agency will conduct any procurement needed for the project.

2.0 DELIVERABLES AND APPROVALS

SDLC deliverables help State agencies successfully plan, execute, and control IT projects by providing a framework to ensure that all aspects of the project are properly and consistently defined, planned, and communicated. The SDLC templates provide a clear structure of required content along with boilerplate language agencies may utilize and customize. State agencies may use formats other than the templates, as long as the deliverables include all required content.

The development and distribution of SDLC deliverables:

- Ensure common understanding among Planning Team members and stakeholders,
- Serve as a reminder of specified plans as projects become increasingly complex,
- Provide agency senior management and other State officials insight into project risks and ongoing performance,
- Encourage the execution of repeatable and consistent processes,
- Facilitate the implementation of project management and agency IT best practices, and
- Result in a comprehensive record of project performance useful for many purposes (e.g. staff knowledge transfer, budgetary and other assessment activities, lessons learned).

During the development of documentation, the Planning Team should:

- Write comprehensive, easy to understand documents with no redundant information.

- Develop an organized document repository for critical project information, so Planning Team members can easily access, store, and reference project documents and other deliverables from all life cycle phases.
- Implement routine deliverable reviews to correct inaccuracy, incompleteness, and ambiguities.
- Recognize that sample templates for deliverables are available; agencies might accept deliverables in different formats as long as all required information is present. The content of these deliverables might expand or shrink depending on the size, scope, and complexity of the project.
- Recycle or reference information from earlier documents where possible and beneficial.

The following is a listing of deliverables required of all projects for this phase of work.

Deliverable	Goals	Developed By	Approved By
<p>Functional Requirements Document – a formal statement of a system’s functional requirements, including, but not limited to: functional process requirements, data requirements, system interface requirements, and non-functional or operational requirements.</p>	<ul style="list-style-type: none"> • Document detailed, measurable, consistent, and comprehensive system requirements • Eliminate ambiguity of expectations regarding system 	Planning Team	Agency CIO Project Sponsor Business Owner Project Manager
<p>Requirements Traceability Matrix – a table that links requirements to their origins and traces them throughout the project life cycle. Developing the RTM helps to ensure that each requirement adds business value and that approved requirements are delivered.</p>	<ul style="list-style-type: none"> • Establish a baseline for requirements change control, design, and testing 	Planning Team	Agency CIO Business Owner Project Manager

Deliverable	Goals	Developed By	Approved By
Procurement Documents – documents such as a RFP or a TORFP that elicit competitive and comprehensive offers from potential contractors for a product or service. The document should specify the scope of the desired procurement, define the evaluation process, and delineate the deliverables and requirements associated with the project.	<ul style="list-style-type: none"> Elicit quality proposals from qualified contractors Provide contractors with sufficient information to formulate an appropriate response including an accurate schedule and cost estimate 	Procurement Officer Project Manager	Agency CIO Agency CFO Project Sponsor Business Owner Project Manager
Test Master Plan (TMP) – documents the scope, content, methodology, sequence, management of, and responsibilities for test activities.	<ul style="list-style-type: none"> Document and communicate tasks and activities needed to ensure that the system is adequately tested and can be successfully implemented 	Project Manager Agency CIO Business Owner	Agency CIO Business Owner Project Manager

All deliverables other than those identified as Updates should be developed in this phase. Deliverables identified as Updates should be revisited and enhanced as necessary as prescribed in this phase.

Deliverables produced during this phase must be reviewed in detail and should follow the approval path as defined in the above table. A signature page or section should accompany each deliverable requiring approval. DoIT will periodically request copies of these documents as part of its oversight responsibilities.

3.0 ROLES

The following personnel participate in the work activities in this phase:

- Agency CIO
- Agency CFO
- Project Sponsor
- Executive Sponsor
- Business Owner
- Project Manager
- Planning Team
- Project Stakeholders
- Procurement Officer
- Secretary of DoIT

RACI Key

Responsible – Describes role that executes the activities to achieve the task.

Accountable – Describes roles that own the quality of the deliverable and sign off on work that Responsible provides.

Consulted – Describes roles that provide subject matter expertise.

Informed – Describes roles that receive information about the task.

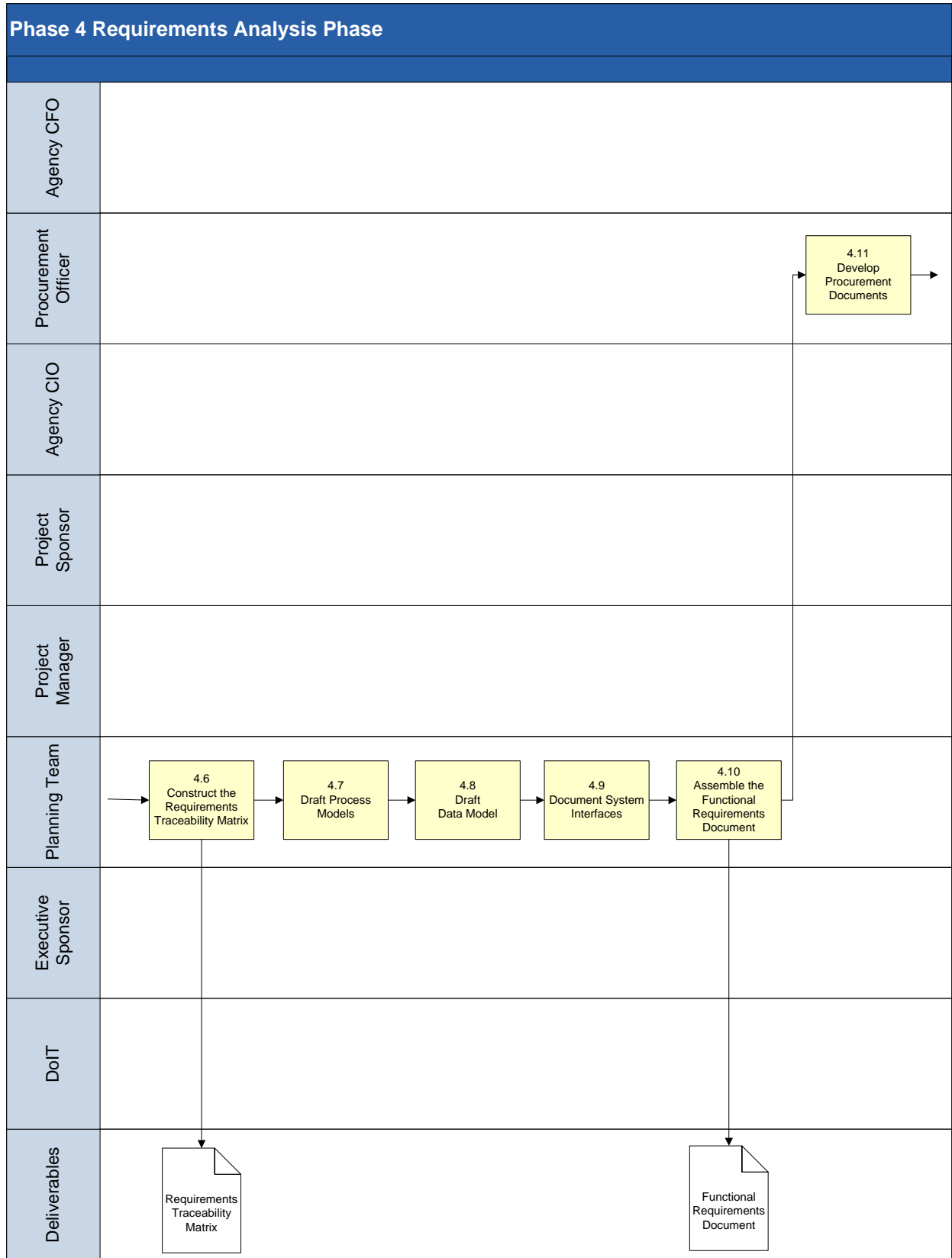
Deliverable	Executive Sponsor	Project Sponsor	Agency CIO	Agency CFO	Business Owner	Project Manager	Planning Team	Project Stakeholders	Procurement Officer	DoIT
Functional Requirements Document	I	A	A		I	R	I	C		C
Requirements Traceability Matrix	I	A	A		I	R	I	C		C
Procurement Documents	I	A	A	A	I	R	I	I	A	C
Test Master Plan	I	A	A		I	R	I	C		C

Possible RACI Matrix

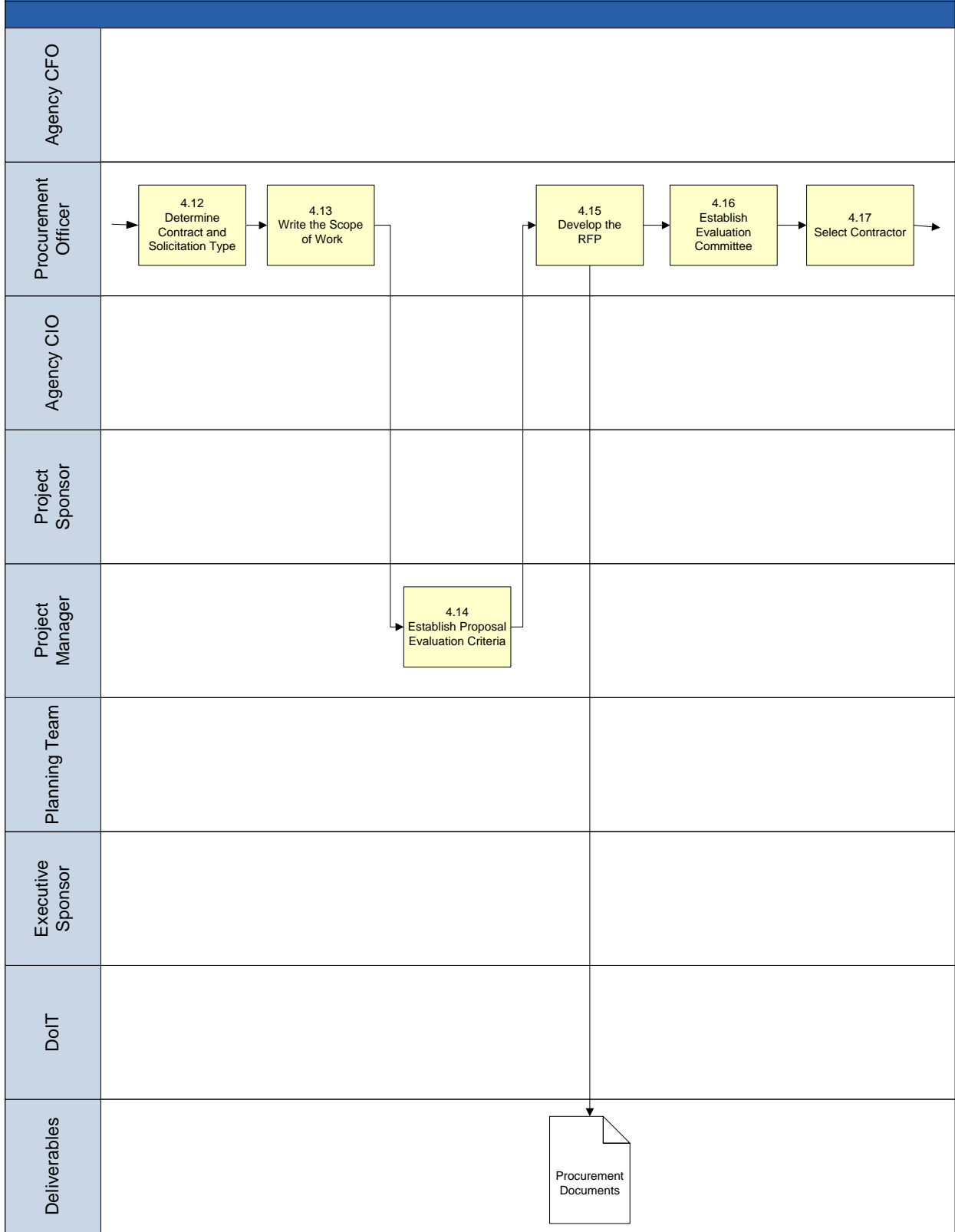
The Roles and Responsibilities page has detailed descriptions of these roles and their associated responsibilities.

4.0 TASKS AND ACTIVITIES

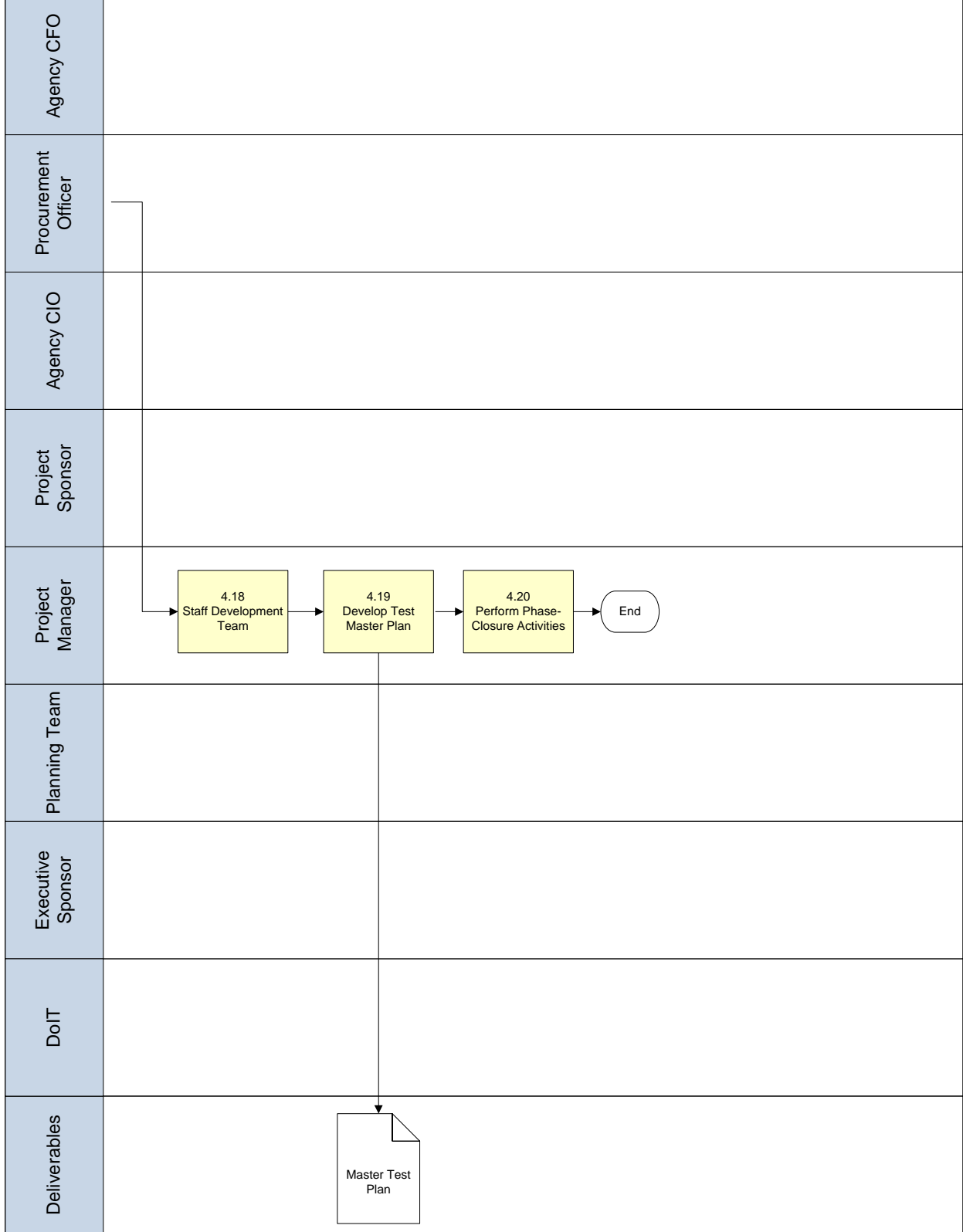
Phase 4 Requirements Analysis Phase	
Agency CFO	
Procurement Officer	
Agency CIO	
Project Sponsor	
Project Manager	<pre> graph LR START([START]) --> 4.1[4.1 Review Phase Pre-requisites] 4.1 --> 4.2[4.2 Monitor Project Performance] 4.2 --> 4.3[4.3 Update PMP and Communication Plans] 4.3 --> 4.4[4.4 Perform Risk Management Activities] 4.4 --> 4.5[4.5 Initiate Requirements Identification] </pre>
Planning Team	
Executive Sponsor	
DoIT	
Deliverables	



Phase 4 Requirements Analysis Phase



Phase 4 Requirements Analysis Phase



4.1 **Review Phase Prerequisites.**

The Project Manager ensures the following prerequisites for this phase are complete:

- Project Management Plan and schedule showing target completion dates for requirements analysis activities
- Schedule Management Plan addressing the current state of the project's schedule, the factors that might influence it, and management of those factors (See additional information in the *PMBOK*, fourth edition, section 6.)
- Approval and baseline of the PSS, RMP, and PMP

4.2 **Monitor Project Performance.**

The Project Manager monitors project performance by gathering status information about:

- All changes to baseline data
- Change management information
- Activity progress with status details
- List of complete and incomplete deliverables
- Activities initiated and finished
- Quality management reviews and results
- Estimated time to completion
- Resource utilization data
- Changes to project scope
- Costs authorized and incurred

To measure project effort at all life cycle phases, the Project Manager establishes timelines and metrics for success when planning project tasks. This project performance information must be used as an input to the monthly and quarterly reporting provided to the DoIT Project Management Office (PMO). The Project Manager also organizes and oversees systematic quality management reviews of project work as a part of project performance monitoring.

The *PMBOK* provides additional details about controlling project work in sections 4.4 and 4.5, about project scope control in section 5.5, and about performance reporting in section 10.5.3.1.

4.3 **Update PMP and Communication Management Plan.**

The Project Manager routinely updates the PMP (at least quarterly) to ensure the PMP reflects project performance accurately. Review project performance controls and risks for deviations from the baseline.

Information dissemination is one of the Project Manager's most important responsibilities. The Project Manager reviews and updates the Communication Management Plan at least quarterly to account for potential changes in project stakeholders. The Project Manager distributes the updated PMP and risk management information according to the revised Communication Management Plan. *PMBOK*, Chapter 10 contains additional details regarding project communications and information distribution.

4.4 Perform Risk Management Activities.

The Project Manager conducts risk management activities, including:

- Identification – determination of risks, emerging risks, and risk characteristics
- Risk Analysis – quantitative and/or qualitative analysis of each identified risk. Usually, qualitative risk management techniques are the most applicable for State projects. Risk analysis methods, as well as the conditions under which each method might be used, are described in detail in *PMBOK*, Chapter 11.
- Response Planning – planning of methods for developing mitigation, transfer, or avoidance strategies to reduce risk
- Monitoring and Control – definition of procedures to track risks, monitor residual risk, identify new risks, execute response plans, and evaluate risk management effectiveness

Monitoring and control activities should address:

- Status of identified risks and risk responses
- Planned results versus actual results of risk responses
- Effectiveness of previously planned risk responses
- New risks
- Closed risks
- Risk process improvements
- Comparison of the amount of contingency reserves remaining to the amount of risk remaining to determine if remaining reserve is adequate

These activities occur throughout project duration to track and mitigate any new or changed project risks. The results of risk monitoring and control activities must be documented in the project's Risk Register and included in monthly and quarterly reporting to DoIT PMO. The *PMBOK* has details for risk management activities in section 11, particularly sections 11.2 through 11.6.

4.5 Initiate Requirements Identification.

The Planning Team with Project Manager supervision identifies system requirements.

Category	Description
Functional Requirements	Business processes, information, and interactions
Non-functional Requirements	Non-functional specifications that address system operations and/or technical characteristics (such as accessibility, encryption, security, hosting, environment, disaster recovery, level of service, performance, compliance, supportability, business continuity)

System Requirement Types

The Planning Team begins a detailed analysis of the current architecture and elicits, analyzes, specifies, prioritizes, verifies, and negotiates business functions and requirements that the proposed system must deliver and support. The business requirements are generally known as

functional requirements and describe what the system has to do. Interacting closely with project stakeholders and end users to identify the functional requirements, the Planning Team may use different tools and techniques such as:

- Interviews
- Focus groups (consisting of end-users)
- Facilitated workshops (e.g. Joint Application Development/Design sessions)
- Group creativity techniques
- Group decision making techniques
- Questionnaires and surveys
- Observations
- Prototypes
- Storyboarding

PMBOK, fourth edition, section 5.1.2, has additional information regarding tools and techniques for requirements analysis. During requirements elicitation, the Planning Team should note all assumptions and constraints that will affect development and operation of the system. Requirements should be prioritized based on relative importance and by when they are needed.

In addition to functional requirements, requirements analysis identifies non-functional requirements such as operational and technical requirements. Non-functional requirements describe characteristics or specific parameters of the system and include audit, availability, capacity, performance, and security requirements. Other non-functional requirements include compliance with regulations and standards such as data retention and the Maryland IT Non-Visual Access Regulatory Standards.

The Planning Team should describe the system as the functions to be performed and not specific hardware, programs, files and data streams. The requirements must be unambiguous (measurable and testable), traceable, complete, consistent, and approved.

The Planning Team may perform these activities concurrently and iteratively to refine the set of requirements. The requirements' level of detail should be sufficient to develop information for deliverables as well as procurement documents. All requirements must be consistent with the State of Maryland Information Technology Security Policy and Standards on the DoIT website. As requirements are identified, the Planning Team should determine in which release each requirement will be implemented.

4.6 Construct the Requirements Traceability Matrix.

The Planning Team constructs the RTM from the elicited requirements.

4.6.1 Document Description

The RTM is a table that links requirements to their origins and provides a method for tracking the requirements and their implementation through the development process.

4.6.2 Typical Content

At minimum, the RTM should contain for each requirement:

- Requirement Description
- Requirement Reference in the FRD
- Source
- Current Status
- System Component/Module
- Verification Method
- Requirement Reference in Test Plan
- Planned Release
- Date Completed

4.6.3 **Guidance for Document Development**

Attributes associated with each requirement should be recorded in the RTM. As the project progresses, the Planning Team updates the RTM to reflect new requirements, modified requirements, and any change to a requirement's status. During the Design Phase, requirements are mapped to design documents to ensure all requirements are planned for in development. When the system is ready for testing, the RTM lists each requirement, the system component addressed by that requirement, and the test to verify correct functionality and implementation.

4.6.4 **Dos and Don'ts**

- Do consider an automated tool if the system has many requirements; commercial and open source software tools support RTM work. A spreadsheet may be sufficient depending on the size of the system.

4.7 **Draft Process Models.**

The Planning Team develops process models of the system's functions and operations: models of the current system (As-Is processes) and models of the target system (To-Be processes). To derive further requirements for the system, the Planning Team decomposes the process models iteratively into increasingly smaller functions and sub-functions to define all business processes. Both As-Is and To-Be business process definition is required for all projects, except projects that introduce entirely new business functions. For entirely new business functions, To-Be business process should be defined. This step is necessary to ensure that agencies do not misapply technology to outdated, inefficient, or dysfunctional business processes. The Planning Team should ensure the project stakeholders and end users approve the process models.

4.8 **Draft Data Model.**

The Planning Team develops a draft conceptual data model to document the business processes and underlying data. The data model depicts the data structure, its characteristics, and the relationships between the data using graphical notation. A data dictionary supports the data model as the repository of information about the data, including details on entities, their attributes, and relationships between the entities.

The Planning Team can elaborate further on the requirements after drafts of the data model and data dictionary are complete. As the data model is refined, the Planning Team must include data exchanged with external systems. The Planning Team should review and cross-reference the process model and the data model to ensure the requirements exist and are consistently defined.

4.9 Document System Interfaces.

The Planning Team identifies and defines internal, external, and user interface requirements for the system. Requirements for the user interface impact the usability and accessibility of the target system. The internal interface requirements involve data interactions within the system and likely focus on performance or reliability. The external interface requirements may influence non-functional requirements such as security, performance, and accessibility. The Planning Team determines how system interfaces will be implemented through multiple releases and updates the RTM with new or modified requirements.

4.10 Assemble the Functional Requirements Document.

The Planning Team develops the FRD, which contains the complete system requirements and describes the functions that the system must perform.

4.10.1 Document Description

This document compiles all requirements including functional and non-functional requirements, process and data models, and interface definitions. The FRD describes the logical grouping of related processes and functions within the system and the business requirements these requirements satisfy. The document must capture the full set of requirements independent of any development approach, methodology, or organizational constraints. The final FRD helps the Project Manager obtain consensus among the Planning Team members and project stakeholders that the proposed specifications will result in a solution that satisfies project stakeholders' needs.

4.10.2 Typical Content

The key elements of an FRD include the following items. Additional guidance is provided in the SDLC template.

- Project description
- Points of contact
- Data requirements
- Functional process requirements
- Security requirements
- Audit trail requirements
- Data currency requirements
- Reliability requirements
- Recoverability requirements
- System availability requirements
- Fault tolerance requirements
- Performance requirements
- Capacity requirements
- Data retention requirements
- Glossary

4.10.3 Guidance for Document Development

To ensure cost-effective use of technology, promote cross-agency collaboration, and improve services to the citizens of the State, Planning Team members should consult the Maryland EA Repository as they refine the requirements.

4.10.4 Dos and Don'ts

- Do include requirements that are complete, consistent, measurable, and indivisible.
- Do involve all project stakeholders in the identification and validation of requirements.
- Don't confuse requirements with design specifications. Erroneously including design specifications in the FRD may unnecessarily limit competitive responses to the implementation solicitation.

4.11 Develop Procurement Documents.

The Procurement Officer with the assistance of the Project Manager develops all procurement documents. Agencies are strongly encouraged to complete and issue procurement documents for system implementation after requirements are defined and documented in detail; this timing allows potential contractors to evaluate, scope, and price project work properly. Depending on the scope of service solicited, procurement documents may be developed in other SDLC phases.

Procurement documents such as RFPs and TORFPs are distributed to elicit competitive and comprehensive offers from potential contractors for a product or service. RFPs and TORFPs specify the scope of the desired procurement, define the evaluation process, delineate the deliverables and requirements associated with the project, and establish a contractual agreement for the delivery of the good or service. Careful planning and development of procurement documents help avoid or mitigate project risks or transfer project risks to the contractor.

4.12 Determine Contract and Solicitation Type.

The Procurement Officer determines the type of contract and solicitation based on work from the Planning Phase. The type of contract determines the level of risk shared between the State and a contractor. Fixed-price contracts generally reduce the risk to the State by ensuring that any cost increase due to adverse performance is the responsibility of the contractor, who is legally obligated to complete the project. Fixed-price agreements should tie contractor payments to the completion and agency acceptance of project deliverables. A FP contract is best used when the service or product to be developed is fully defined before the start of work. Time-and-materials contract types are more appropriate for level of effort engagements or projects with significant unknowns. The *PMBOK*, fourth edition, section 12.1.2, further discusses FP, T&M, and other contract types.

The Procurement Officer also determines the type of solicitation:

- Invitation for Bid (IFB), which requires an award for lowest price by the Code of Maryland Regulations (COMAR)
- RFP, which allows additional flexibility for curing and a balanced weighting of evaluation criteria between price and technical solution

Agencies are encouraged but not required to use statewide contract vehicles such as Consulting and Technical Services (CATS).

4.13 Write the Scope of Work (SOW).

The Procurement Officer with the Project Manager writes the SOW, which defines the project boundaries. One of the most critical parts of a procurement document, the SOW describes in detail the project deliverables, deliverable requirements, and the work required to create those deliverables. Agencies should leverage the information in the PSS to ensure consistency. The level of quality, specificity, and completeness of the SOW significantly impacts the quality and overall success of the project throughout its life cycle.

A well-written SOW:

- Enables offerors to clearly understand requirements and their relative importance
- Improves chances of receiving higher quality proposals
- Minimizes future needs for change orders, which lead to increased project cost and delayed project completion
- Allows both the State and the contractor to assess performance
- Reduces risk of future claims and disputes

For CATS TORFPs refer to the *CATS TORFP Master Template* on DoIT's website for instructions regarding requirements for SOW development.

4.14 Establish Proposal Evaluation Criteria.

The Business Owner and Project Manager with input from the Agency CIO develop the proposal evaluation criteria to rate proposals. The proposal evaluation criteria should be specific, objective, and repeatable and must be included in the RFP, so offerors know how the State will evaluate their proposals and under which criteria the winner will be awarded a contract or task order. Considerations for proposal evaluation criteria include:

- Proposals should be ranked rather than scored. Technical and financial proposals are evaluated and ranked separately. Technical proposal rankings are completed first and then financial rankings.
- Evaluation criteria must be clearly defined.
- All criteria must be aligned to the SOW.
- All criteria must be objective and not generic or ambiguous.
- References must be requested and must be verified as part of the due diligence in selecting the best value proposal.
- Evaluating and comparing financial proposals from different technical approaches can be difficult. In these situations, use a pricing model based on agency-provided assumptions.
- When using experience in evaluation criteria, identify clearly contractor experience or contractor personnel experience as the criteria because frequently people assigned to the project are instrumental in its success, not necessarily the contractor for whom they work.

The *PMBOK*, fourth edition, provides the following example evaluation criteria:

- Understanding of need
- Overall or life cycle cost

- Technical capability
- Risk
- Management approach
- Technical approach
- Warranty
- Financial capacity
- Production capacity and interest
- Business size and type
- Past performance
- References
- Intellectual property rights
- Proprietary rights

Additional guidance can be found on DoIT's website in these documents:

- CATS TORFP Preparation, Solicitation, and Award Process web page
- CATS I State Advance Purchasing and Inventory Control System (ADPICS) Processing Procedures
- Writing a Quality Task Order Request for Proposal
- TORFP Checklist

The *PMBOK*, fourth edition, section 12.1.3.5, provides further guidance regarding proposal evaluation and source selection criteria.

4.15 **Develop the RFP.**

The Procurement Officer with the assistance of the Planning Team develops the RFP after the FRD is approved and baselined and the SOW is finalized.

4.15.1 **Document Description**

The RFP is an invitation to contractors to submit a proposal to provide specific services, products, and deliverables.

4.15.2 **Typical Content**

The key elements of an RFP include at minimum:

- Administrative information
- SOW
- Technical requirements
- Contractor expertise required
- Invoicing
- Reporting requirements
- Proposal format and submission requirements
- Procedure for awarding contract or task order agreement
- Evaluation criteria
- Sample contract forms and agreements

4.15.3 Guidance for Document Development

RFPs and TORFPs should:

- Facilitate accurate, appropriate, and complete responses from prospective contractors
- Elicit multiple, competitive responses and allow for consideration of contractor suggestions for better ways to satisfy requirements
- Facilitate easy and consistent evaluation of responses
- Minimize cost, schedule, and quality risks to the State
- Comply with mandatory COMAR 21 requirements
- Document any known project risks so offerors can understand and respond with solutions that may mitigate these risks

All RFPs and TORFPs must explicitly require complete compliance with the State of Maryland SDLC and other policies and guidelines. Specifically, each TORFP must include the following language:

The TO Contractor(s) shall be required to comply with all applicable laws, regulations, policies, standards and guidelines affecting information technology projects, which may be created or changed periodically. The TO Contractor(s) shall adhere to and remain abreast of current, new, and revised laws, regulations, policies, standards and guidelines affecting project execution. The following policies, guidelines and methodologies can be found at www.doit.maryland.gov. Select “Contractor” and “IT Policies, Standards and Guidelines”.

These may include, but are not limited to:

- A. The nine project management knowledge areas in the Project Management Institute’s (PMI) Project Management Body of Knowledge (PMBOK). The TO Contractor(s) shall follow the project management methodologies that are consistent with the most recent edition of the PMBOK Guide. TO Contractor’s staff and subcontractors are to follow a consistent methodology for all TO activities.*
- B. The State’s SDLC methodology at: www.DoIT.maryland.gov - keyword: SDLC.*
- C. The State’s IT Security Policy and Standards at: www.DoIT.maryland.gov - keyword: Security Policy.*
- D. The State’s IT Project Oversight at: www.DoIT.maryland.gov - keyword: IT Project Oversight.*
- E. The State of Maryland Enterprise Architecture at www.DoIT.maryland.gov - keyword: MTAF (Maryland Technical Architecture Framework).*
- F. Nonvisual Access Clause for Information Technology Procurements at www.DoIT.maryland.gov – keyword: Nonvisual Access.*

All RFPs and TORFPs must explicitly require contractors who propose alternative development methodologies to include an SDLC compliance approach, which describes in detail how they will comply with all SDLC requirements, in their proposals.

Additional guidance can be found on DoIT's website in:

- CATS TORFP Preparation, Solicitation, and Award Process web page
- CATS I State ADPICS Processing Procedures
- Writing a Quality Task Order Request for Proposal
- TORFP Checklist

4.15.4 **Dos and Don'ts**

- Do write concise and clear RFPs.
- Do include deliverable acceptance criteria.
- Do identify when deliverables are required.
- Do identify contractor performance metrics.
- Do include deliverables specifically relevant to the type of project.
- Do require contractors to include a proposed approach for multiple-release implementation, as well as associated risks, in their proposals.
- Don't complete the RFP until the FRD is completed and approved.
- Don't confuse the RFP with a planning document. Planning must be completed well before the RFP and documented in the PMP.

4.16 **Establish Evaluation Committee.**

The Procurement Officer and Project Manager solicit input from the Agency CIO and Business Sponsor and designate agency personnel and end users for the Agency Evaluation Committee (AEC). AEC staff should include:

- Business and technical subject matter experts (SMEs) who are knowledgeable about their respective domains and can evaluate responses
- Enough members to cover all select seller activities
- Members who have sufficient time to participate in the evaluation

4.17 **Select Contractor(s).**

The AEC follows a formal evaluation process to review and select the contractor using the evaluation method and evaluation criteria defined earlier. Under the guidance of the Procurement Officer, the AEC evaluates each proposal according to all applicable State laws and regulations. The AEC determines technical ratings based on the evaluation criteria outlined in the RFP/TORFP. After the technical rankings, the Procurement Officer forwards financial proposals for each qualified proposal to the AEC. The AEC establishes the financial rankings and determines the combined technical and financial ranking of each qualified proposal. Based on these rankings, the AEC recommends an awardee based on best value.

Specific procedures for CATS Task Order contractor selection and award are included on the CATS TORFP Preparation, Solicitation, and Award Process web page and the CATS I State ADPICS Processing Procedures document. Refer to these documents and others on DoIT's website.

4.18 **Staff Development Team.**

The Project Manager locates and assigns qualified, available agency personnel to be members of the Development Team. Ensure the Development Team understands the PSS.

4.19 **Develop Test Master Plan.**

The Project Manager with extensive input from the Agency CIO and Business Owner develops the TMP which documents the testing of all aspects of the system. Defining the test plans this early in the life cycle allows teams, project stakeholders, and agency management to obtain a more accurate understanding of the effort and schedule required to ensure system quality.

4.19.1 **Document Description**

The TMP documents the scope, content, methodology, sequence, management of, and responsibilities for test activities.

4.19.2 **Typical Content**

The TMP must identify the scope, content, methodology, sequence, management of, and responsibilities for all test activities, including:

- Unit/module testing
- Subsystem integration testing
- Independent security testing
- System testing
- Independent acceptance testing
- Regression testing
- Beta testing

Agencies may use the SDLC TMP template to help ensure that all appropriate testing activities are defined and documented.

4.19.3 **Guidance for Document Development**

The Project Manager should specify in the TMP how test activities will be managed, including organization, relationships, and responsibilities. The TMP should also document how test results will be verified and how the system will be validated.

The Project Manager updates the RTM to include a TMP reference that indicates the testing of each requirement. Elaboration of testing plans occurs in the Design and Development Phases.

4.19.4 **Dos and Don'ts**

- Do consider all types of testing activities required to meet project requirements.
- Do involve end users in determining the nature and extent of tests to be conducted.
- Do address how the TMP will be updated to include progressively more detail as the system is developed.
- Do address the additional testing to be conducted to maintain the quality of the production system through multiple releases to production.

4.20 Perform Phase-Closure Activities.

The Project Manager and the Planning Team prepare and present a project status review for the Agency CIO, Project Sponsor, Executive Sponsor, and other project stakeholders after completing all Requirements Analysis Phase tasks. This review addresses:

- Status of Requirements Analysis Phase activities
- Planning status for all subsequent life cycle phases, with significant detail about the Design Phase (such as the status of pending contracts)
- Status on resource availability
- Project scope control as described in the PSS
- Changes to the project schedule and estimated completion date
- “Go-No Go” decision made to proceed to next phase, based on Requirements Analysis Phase information
- Verification that all changes are conducted in accordance with the approved Change Management Plan

The Project Manager compares actual project performance to the PMP and the projected cost of the project to determine any variances from the cost baseline during the phase-end review. The Project Manager also performs a comprehensive risk assessment of the project to update the Risk Register. The Project Manager updates the Maryland EA Repository with any new or updated components before beginning the next phase, Design.

The Project Manager must obtain deliverable approval signatures before proceeding to the Design Phase.

Update the project documentation repository upon completion of the phase-closure activities.

5.0 CONCLUSIONS

The approval of the Functional Requirements Document, Requirements Traceability Matrix, and the Test Master Plan as well as the completion of the Requirements Analysis project status review and approval to proceed to the next phase signify the end of the Requirements Analysis Phase.